



# **TOWN OF BLUE HILL**

Annual Report 2021

Town Warrant 2022



Construction of the Stevens Bridge  
over the Reversing Falls, South Blue Hill 1926

Front Cover: The Stevens Bridge (1926) over the reversing falls, South Blue Hill

Images courtesy of the following:

Ken Woisard Photography – [woisardphotography.com](http://woisardphotography.com) (front cover)

Erik Fitch, General Manager, Blue Hill Fair (back cover)

# Town of Blue Hill

2021 Annual Report  
2022 Town Warrant

## SCHEDULE OF SESSIONS

### Friday, April 1: Town Hall

9:30 a.m.—Election of Moderator

10:00 a.m.- 8 p.m.—Election of Officers and Referendum Vote

### Saturday, April 2: Blue Hill Consolidated School

9:30 a.m. to Adjournment—Open Town Meeting

### Mailing Address:

18 Union Street  
Blue Hill, ME 04614  
(207) 374-2281  
(207) 374-9935

[bluehillme.gov](http://bluehillme.gov)

Office Hours: Mon., Tues., Thurs. 8am-4pm

Wed: 8am-5:30pm, Friday 8am-3pm

## Remembering those who have passed

Allen, Kirby Payson  
Barton, Susan H.  
Bebout, Debra Ann  
Bowden, Leland A. Sr.  
Carter, Marilyn S  
Cross, Terry Michael  
Danielson, Margaret L  
Deetjen, Patricia Ann  
Duffy, Sylvia Elaine  
Flaherty, Patricia Ann  
Friend, Penelope Iris  
Gallagher, Agnes B  
Gray, William Edward  
Grindle, Merle Bernell III  
Haight, Courtenay Hoge  
Hall, Elizabeth Lynne  
Hannon, John Charles  
Harrick, Rebecca D.  
Haskell, Brenda L  
Heller, Anthony Kennedy  
Martin, Mary Bracy  
McGowan, Tammy  
Merrifield, John Price  
Montgomery, Jennifer Seward  
Moser, Jack Clyde  
Neuhauser, Duncan von Briesen  
New, Marianne  
Nichols, Tessa Ann  
Patten, Dianna Jane  
Pineau, Ronald R.  
Slaven, Linda B.  
Soukup, Evan Michael  
Swazey, Brenda Doris  
Tyler, Joyce Candage  
Weinland, Helen  
Whalen, Margaret M  
Woodye Millay, Ehtelyn Arlene  
Yurchick, Lucas Gardner

## Town Directory

Ellen Best	Select Board	374-2281
James Dow	Select Board	374-2281
D. Scott Miller	Select Board	374-2281
<vacant>	Town Administrator	374-2281
Rebecca Wilber	Treasurer	374-2281
Lyndsey Dow	Tax Collector/Town Clerk	374-2281
Lucy Bradshaw	Deputy Clerk/911 Officer, Registrar of Voters	374-2281
Reg Ruhlin	Superintendent of Schools	374-9927
Matt Dennison	Fire Chief	610-9255
Ben Adams	Road Commissioner	356-6499
Dennis Robertson	Harbor Master	374-5561
Martin Conant	Plumbing Inspector Code Enforcement Officer	374-5192
Kevin Piper	Animal Control Officer Constable/Shellfish Warden	479-5884
Andrew Chung	Recreation Director	
Jacqueline Carter	Health Officer	374-2311
Robert H. Carter	Cemetery Sexton	374-5276
Phil Norris	Tree Warden	374-2159

## SNOWPLOWING ROUTES

### Ben Astbury & Sons

**479-4421**

Ackley Farm Rd.	Kingdom Rd.	Union St.
Beech Hill Rd.	Mill St.	Washington St.
Falls Bridge Rd.	Salt Pond Rd.	Water St.
High St.	South St.	Wharf Rd.
Hinckley Ridge Rd.	Tamworth Farm Rd.	Western County Rd

### Michael Cook

**667-6405**

Curtis Cove Rd.	Jay Carter Rd.	Stover Rd.
East Blue Hill Rd.	Mill Pond Ln.	Range Rd.
EP Ln.	Mountain Rd.	Turkey Farm Rd.
Grindleville Rd.	Parker Point Rd.	Webster Rd.
High St.	Peters Hill Ln.	Woods Point Rd.
		York Rd.

Blue Hill Consolidated School	374-2202	Blue Hill/Surry	
Blue Hill Fair Association	374-3701	Transfer Station	374-5458
Blue Hill Fire Department	374-2261	George Stevens Academy	374-2808
Blue Hill Hospital	374-2836	Peninsula Ambulance Corps	374-9955
Blue Hill Post Office	374-5667	Blue Hill Peninsula	
Blue Hill Public Library	374-5515	Chamber of Commerce	374-3242

## Elected Officials

### Select Board, Tax Assessors & Overseers of the Poor (3 year term)

Best, Ellen	2023
Dow, James	2022*
Miller, Scott	2024
<open seat>	2024
<open seat>	2025

### School Committee (3 year term)

Barrett, Joanne	2023
Gray, Candace	2024
Milliken, Nina	2024
Snow, Jan	2022*
Wooten, Ben	2023

### Planning Board (3 year term)

Blanchard, Scott	2024
Breus, Sergei	2024
Cushman, Emily	2022*
Hurvitt, Mary Alice	2024

King, Wilson	2022*
Riggall, Gavin	2023
Smythe, Butler	2024

\*Current term ends at 2022 Annual Town Meeting.

## Appointed Committees

### Board of Appeals (3 year term)

Church, James	2023
Curtis, Randall	2022
Dillon, David	2023
Milliken, Nina	2023
<open seat>	2022

### Marine Resources Committee (3 year term)

Anthony, Geoffrey	2023
Gulliver, Jeep	2024
Horton, Wallace	2023
Marsh, Jay	2022
<open seat>	
<open seat>	
<open seat>	

### Budget Committee (3 year term)

Crippen, Melinda	2023
Lawrence, Aran	2024
Mor, Carolyn	2024
Richardson, John	2024
<open seat>	2025

### Broadband Committee

Jackson, Jennifer
Miller, Scott
Nazor, Hugh
Schunemann, Christina
Sitzabee, Lori
Smythe, Butler

### Sea Level Rise Committee

Curtis, Randall
Milliken, Jeff

## Letter from the Select Board

Dear Fellow Citizens of Blue Hill,

Despite the continuing challenges, disruptions and changes caused by the pandemic, our Town weathered 2021 well and ended the year in fine shape. This 2021 Town Report shares many of the details of that unusual year. We want to add the following to the story of 2021 and the beginning of 2022.

The resignation in early January of one of the Select Board members for personal reasons left the Board short-handed during the first months of the year, the time when the important tasks of preparing the annual budget and the Town meeting warrant happen. For public health reasons, we also had to plan and carry out the 2021 Town Meeting by secret ballot referendum. It all got done successfully. The value of having a capable Town Administrator was highlighted during this period.

After his election at Town Meeting in April, we welcomed Scott Miller to the Board. Scott is a self-described “numbers guy,” who digs into issues, and gives a lot of time to Town matters. He has been a great, hard-working addition, and the three of us have worked well together in addressing a range of issues in the increasingly complex world of town government.

Those issues include bringing broadband internet service to the entire town, improving the long-term quality of our town-owned roads, arranging the necessary improvements to the Town’s aging waste-water treatment plant, working with Surry to manage the costs of solid waste disposal at our jointly owned transfer station, and getting a handle on the potential impacts to our Town of projected sea-level rise, to name but a few. We are consistently mindful of the property tax implications of every issue we face and work to balance the Town’s needs with those costs. We are working to secure outside grant funding when and where it is available.

That 2021 went as well as it did at the town government level is a credit to all the people who serve the Town in so many different ways. This includes the various town employees and volunteer committee members, but also the many private non-profit organizations that provide public services that enrich our lives. We thank and salute them all.

Looking ahead, 2022 will bring some changes. Our first Town Administrator, Shawna Ambrose, resigned in January to have more time with her family. It is a demanding job and we are very grateful for Shawna’s service to the Town over the last two years. The value to the Town of this position is clear. We are working with the Maine Municipal Association to find her replacement.

Bill Cousins will also shortly end his service to the Town as Road Commissioner. Bill has attended to the maintenance of our roads for many years and deserves

our appreciation for that challenging work. As authorized by voters at last year's Town meeting, the Select Board has appointed Bill's replacement. Ben Adams will assume those duties at the close of Town Meeting in April. Judy Jenkins, the Town's part-time Code Enforcement Officer and Plumbing Inspector, also resigned in 2021. We thank her for her service.

2022 will also bring a change to the Select Board. Voters at last year's Town Meeting overwhelmingly approved adding two additional members, making it a five-member Board. We are hopeful that this will provide wider representation of our community on the Board and more capacity to address in greater depth the issues facing our Town.

The world is in a period when change seems to be happening at hyper-speed. We are not immune from all those societal, financial and environmental changes. We are fortunate, however, to live in a magnificent place with a rich history, a strong sense of community and people willing and fully capable of addressing and managing those inevitable changes.

We, your Select Board, are honored to be service to this fine Town.

Sincerely,

Ellen Best  
James Dow  
Scott Miller



## Town Administrator's Report

2021 was a bit better than the previous year. Even though we were faced with many challenges due to the continuation of the Covid-19 Pandemic, we still managed to implement some much-needed things in town. As soon as the weather allowed, we were able to start some major road repairs and maintenance to include Tamworth Farm Road which received a complete overhaul. From pit testing to brand new pavement and a fresh coat of lines, leaving it in pristine conditions, this road is currently the best in town. Much like other roads in town, some parts of the Tamworth Farm Road hadn't been repaired 30 years. The Mountain Road, Stover and Turkey Farm Road also received some TLC. From ditching to shim coating to get us through the winter, each road was tackled with a different approach due to its current state. My hope is that all other town owned and maintained roads will continue to see the TLC they deserve which will last for years to come.

Other things that were implemented was an increase in summer camp offerings through our Recreation Department. Andrew Chung, Recreation Director did an amazing job with that this year, and we hope this program can only grow more than it already has just within a year. In the future, we plan to offer a true summer camp style, which will offer day long camp style activities to the children all over the peninsula and plan to partner with the Blue Hill YMCA with this large project.

Warren Berkowitz took the bull by the horns to form a Playground Committee which has done an incredible job with our Town Park and playground improvements. Most of, if not all the work done to the playground over 2021 was done by volunteers. Many Saturdays and evenings were dedicated to the playground. This helped keep the costs down and I am forever grateful that the volunteers were able to create a safe place for all to enjoy. We did receive a generous donation of \$25,000 from Terry and \*\* Gray, which was spent on the new swing set, installed this year and a pirate ship play set that will be delivered in the Spring of 2022. We were also able to purchase preschool aged equipment that will replace the existing structure; also, to be delivered in 2022. This is all very exciting, and it couldn't have been done without the initiative of the Committee. More things are planned as the playground renovation will take place over three phases.

In regard to the Town Hall business, we continue to chug along. We added to two new staff members to our team this year, Lucy Bradshaw and Sydney Shaffer, who were hired for clerical support staff. We have seen a dramatic increase in both walk in business as well as phone business and the extra hands were certainly needed and appreciated. We continue to work on our document management project in the office to get rid of as much paper as can. This project was planned with four phases. Due to pandemic related staffing issues,

we had to put this project on hold for most of 2021, however we are back in action to ensure our way to a almost- paperless system. We also were lucky enough to welcome a new CEO, Martin Conant. Martin has decades of experience ranging from Ohio to Florida to Maine and we are exciting to have him as part of our Code Enforcement team.

The pandemic has created an upside-down world for the most of us. Working remotely is a new lifestyle. Zoom is now the meeting hub for most businesses. Some have lost touch with others, and some continue to persevere. Thank those who show up to work every day and have patience with those who are trying their best to serve you.

Respectfully submitted,

Shawna Ambrose  
Town Administrator 2021

## Tax Collector's and Town Clerk's Reports

### Tax Collector Report (as of 12/31/2021)

#### 2021 Commitment Figure

Real Estate	654,182,460
Personal Property	\$868,900

Mil rate                      x 0.012050

**Total Commitment**    \$7,893,368.89

#### 2021 Excise Tax Collected

Motor Vehicle	\$677,215.49
Boat	\$11,232.60

#### 2020 Uncollected Taxes

Real Estate	\$26,791.76
Personal Property	\$768.72

#### 2021 Uncollected Taxes

Real Estate	\$182,656.21
Personal Property	\$830.26

**Total Uncollected**    \$183,486.47

#### Pre-Paid 2022 Taxes

Real Estate	\$37,525.13
Personal Property	\$0.00

**2021 Liens Recorded**    \$70,661.36

### Town Clerk Report

#### Births Recorded in 2021

Male	9
Female	11

Marriages Recorded                      32

#### Deaths Recorded in 2021

Male	13
Female	25
Non-Resident	24

Dogs Licensed                              289

All dogs are to be current on their rabies vaccinations and licensed by January 31<sup>st</sup> (without penalty) according to state law.

Respectfully Submitted,

Lyndsey Dow  
Town Clerk/Tax Collector

**TREASURER'S REPORT**  
(Preaudit)  
**For The Year Ending December 31, 2021**

<b>Checking Account Balance 01/01/21:</b>			\$4,114,027.32
<b>Sources of Funds:</b>			
Real Estate 2019-2020	\$252,887.14		
Real Estate Taxes 2021	\$7,647,490.66		
Prepaid Real Estate Taxes 2022	\$39,544.71		
Personal Property Tax 2021	\$9,640.30		
Prepaid Personal Property Taxes 2021	\$0.00		
Real Estate Tax Liens 2003-2021	\$79,800.87		
Real Estate Interest/Lien Interest/Costs	\$24,531.94		
Capital Gain - Sale of Tax Acquired	\$54,634.01		
Homestead Reimbursement	\$136,516.00		
Tree Growth	\$42,452.26		
BETE	\$471.00		
Blue Hill Memorial Hospital Liens	\$0.00		
Auto Excise	\$677,215.49		
Boat Excise	\$11,232.60		
Agent Fees	\$21,996.00		
Veteran's Reimbursement	\$1,040.00	\$8,999,452.98	
<hr/>			
		<b>State Revenue Sharing</b>	\$163,943.39
		<b>Education</b>	\$1,901,237.62
		<b>Animal Control/Dog Licenses</b>	\$710.00
		<b>Health &amp; Sanitation</b>	
		Plumbing Inspector Fees	\$9,482.50
		Treatment Plant-Accounts Receivable	\$338,806.87
		Treatment Plant-Sewer Liens	\$1,399.81
		Treatment Plant Interest	\$1,728.53
		Treatment Plant Lien Interest	\$314.91
		Permit Application Fee	\$0.00
		<b>Highways &amp; Bridges</b>	\$351,732.62
		LRAP	\$49,936.00
		<hr/>	<hr/>

<b><u>General Government</u></b>			
General Government	\$1,254.60		
Town Hall Rental	\$1,000.00		
Vital Records	\$5,694.40		
Recreational Activities	\$15,528.14		
Code Enforcement Officer-Permits	\$9,697.80		
Checking Interest	\$17,113.39		
In Lieu of Taxes - Maine Coast Heritage Trust	\$500.00		
Peninsula Ambulance	\$14,420.04		
New Surry Theater	\$2,000.00		
Town Clerk Fees	\$696.25		
Fire Department Contribution-Fire Truck	\$20,000.00		
Stavolia Building Lease Revenue / 3 Wishes	\$6,000.00		
Renewable Energy	\$1,714.00		
ARPA Funds	\$140,046.55	\$235,665.17	
<b><u>Shellfish/Clam Management</u></b>	\$940.00	\$940.00	
<b><u>Marine Resources</u></b>			
Mooring Fees	\$15,050.00		
Dinghy Tie-ups	\$6,500.00		\$21,550.00
<b><u>Cemeteries</u></b>			
Cemeteries Donations	\$0.00		
Cemetery Lots Sold \$400/Purchased Back \$500	-\$100.00		
Perpetual Care	\$3,597.00		\$3,497.00
<b><u>Donations</u></b>			
Recreation Donations	\$395.00		\$395.00
<b><u>Reserves</u></b>			
Town Hall Reserve	\$15,000.00		
Fire Dams 1 & 2	\$3,000.00		\$18,000.00
<b><u>Total Receipts</u></b>			\$15,865,524.10
<b><u>Total Warrants</u></b>			\$10,019,308.42
<b>(Checking Account Balance 12/31/21</b>			\$5,846,215.68

# James W. Wadman

Certified Public Accountant

Telephone 207-667-6500

Facsimile 207-667-3636

James W. Wadman, C.P.A.

Ronald C. Bean, C.P.A.

Kellie M. Bowden, C.P.A.

Wanese L. Lynch, C.P.A.

Amy E. Atherton, C.P.A.

## INDEPENDENT AUDITOR'S REPORT

Members of the Board of Selectmen  
Town of Blue Hill  
Blue Hill, ME 04614

### *Report on the Financial Statements*

We have audited the accompanying financial statements of the governmental activities, the discretely presented component unit, each major fund and the aggregate remaining fund information of the Town of Blue Hill, Maine (the Town) as of and for the fiscal year ended December 31, 2020, including the related notes to the financial statements, which collectively comprise the Town's basic financial statements as listed in the table of contents.

### *Management's Responsibility for the Financial Statements*

Management is responsible for the preparation and fair presentation of these financial statements in accordance with accounting principles generally accepted in the United States of America; this includes the design, implementation, and maintenance of internal control relevant to the preparation and fair presentation of financial statements that are free from material misstatement, whether due to fraud or error.

### *Auditor's Responsibility*

Our responsibility is to express opinions on these financial statements based on our audit. We conducted our audit in accordance with auditing standards generally accepted in the United States of America and the standards applicable to financial audits contained in *Government Auditing Standards*, issued by the Comptroller General of the United States. Those standards require that we plan and perform the audit to obtain reasonable assurance about whether the financial statements are free of material misstatement.

An audit involves performing procedures to obtain audit evidence about the amounts and disclosures in the financial statements. The procedures selected depend on the auditor's judgment, including the assessment of the risks of material misstatement of the financial statements, whether due to fraud or error. In making those risk assessments, the auditor considers internal control relevant to the entity's preparation and fair presentation of the financial statements in order to design audit procedures that are appropriate in the circumstances, but not for the purpose of expressing an opinion on the effectiveness of the entity's internal control. Accordingly, we express no such opinion. An audit also includes evaluating the appropriateness of accounting policies used and the reasonableness of significant accounting estimates made by management, as well as evaluating the overall presentation of the financial statements.

We believe that the audit evidence we have obtained is sufficient and appropriate to provide a basis for our audit opinions.

### *Opinions*

In our opinion, the financial statements referred to above present fairly, in all material respects, the respective financial position of the governmental activities, the discretely presented component unit, each major fund and the aggregate remaining fund information of the Town of Blue Hill, Maine, as of December 31, 2020, and the respective

changes in financial position for the fiscal year then ended in accordance with accounting principles generally accepted in the United States of America.

#### *Required Supplementary Information*

Accounting principles generally accepted in the United States of America require that the management's discussion and analysis, budgetary comparison information and pension and other post-employment benefit disclosure schedules on pages 3 through 6 and 31 through 40 be presented to supplement the basic financial statements. Such information, although not a part of the basic financial statements, is required by the Governmental Accounting Standards Board, who considers it to be an essential part of financial reporting for placing the basic financial statements in an appropriate operational, economic, or historical context. We have applied certain limited procedures to the required supplementary information in accordance with auditing standards generally accepted in the United States of America, which consisted of inquiries of management about the methods of preparing the information and comparing the information for consistency with management's responses to our inquiries, the basic financial statements, and other knowledge we obtained during our audit of the basic financial statements. We do not express an opinion or provide any assurance on the information because the limited procedures do not provide us with sufficient evidence to express an opinion or provide any assurance.

#### *Supplementary Information*

Our audit was conducted for the purpose of forming opinions on the basic financial statements that collectively comprise the Town of Blue Hill, Maine's financial statements as a whole. The supplementary information and the schedule of expenditures of federal awards are presented for purposes of additional analysis and are not a required part of the basic financial statements. The schedule of expenditures of federal awards is presented for the purposes of additional analysis as required by the State of Maine Department of Education.

The supplementary information and the schedule of expenditures of federal awards are the responsibility of management and were derived from and relate directly to the underlying accounting and other records used to prepare the basic financial statements. Such information has been subjected to the auditing procedures applied in the audit of the basic financial statements and certain additional procedures, including comparing and reconciling such information directly to the underlying accounting and other records used to prepare the basic financial statements or to the basic financial statements themselves, and other additional procedures in accordance with auditing standards generally accepted in the United States of America. In our opinion, the supplementary information and schedule of expenditures of federal awards are fairly stated in all material respects in relation to the basic financial statements as a whole.

#### *Other Reporting Required by Government Auditing Standards*

In accordance with *Government Auditing Standards*, we have also issued our report dated March 29, 2021, on our consideration of the Town of Blue Hill, Maine's internal control over financial reporting and on our tests of it compliance with certain provisions of laws, regulations, contracts and grant agreements. The purpose of that report is to describe the scope of our testing of internal control over financial reporting and compliance and the results of that testing, and not to provide an opinion on internal control over financial reporting or on compliance. That report is an integral part of an audit performed in accordance with *Government Auditing Standards* in considering the Town of Blue Hill, Maine's internal control over financial reporting and compliance.

Respectfully Submitted,

*James W. Wadman, C.P.A.*

James W. Wadman, C.P.A.  
March 29, 2021

## Tax Appropriations/Expense Report

	<b>Expenditures</b>		
<b><u>Select Board Salaries and Wage Benefits</u></b>			
<b><u>Administration</u></b>			
Ellen Best	5,597.00		
Vaughn Leach	48.00		
James Dow	5,846.40		
Health Insurance Vaughn Leach	1,064.91		
Health Stipend	708.65		
Fica/Medicare	948.00		
Total	14,212.96	Appropriated	16,200.00
		Balance to Surplus	1,987.04
<b><u>General Government</u></b>			
<b><u>Operations</u></b>			
Office Wages	149,177.71		
Town Administrator Wages	61,124.20		
Fica/Medicare	15,857.68		
Staff Health	32,782.02		
Retirement	2,474.92		
Workers Comp	1,675.46		
Unemployment Insurance	3,449.60		
Registrar	80.00		
Ballot Clerks	2,354.07		
Legal	5,862.00		
Municipal Audit	12,795.00		
Web Site Development	216.00		
Maine Municipal Town City Management Association	115.00		
Maine Municipal Tax Collector/Treasurer Memberships	90.00		
Maine Town City Clerks Assoc.	30.00		
Maine Municipal Assoc. Dues	5,431.00		
Hancock County Planning Commission	1,450.00		
Software Fees	22,522.52		
Payroll Processing fees	4,306.14		
Telephone	2,608.30		
Internet	2,397.46		
Office Supplies	4,685.85		
Miscellaneous	1,023.22		
Workshops/Training	2,132.25		
Lien Costs-Registry of Deeds	2,833.60		
Computer Support	4,857.50		
Municipal Insurance	10,636.00		
Printing of Town Report	2,491.01		
Elections	1,880.55		
Advertising	2,850.46		
Postage	2,906.02		
Mileage	843.45		
Equipment Purchases	3,101.05		
Treeno Scan Shred	5,012.10		
Leased Equipment	6,167.50		
Total	378,219.64	Appropriated	411,776.00
		Balance to Surplus	33,556.36
<b><u>Professional Fees</u></b>			
Survey TAP on Salt Pond	-	Appropriated	10,000.00
		Balance to Surplus	10,000.00
County Tax	373,514.14	Appropriated	373,515.00
		Balance to Surplus	0.86
Assessing	40,350.00	Appropriated	40,350.00
		Balance to Surplus	-
<b><u>UNCLASSIFIED</u></b>			
<b><u>Civil Emergency Preparedness</u></b>			
Civil Emergecny	204.37		
Civil FICA/MEDI	15.63		
Total	220.00	Appropriated	236.00
		Balance to Surplus	16.00



<b><u>Town Park Playground</u></b>	23,522.88	Appropriated	<u>30,000.00</u>
		Balance to Reserve	6,477.12
<b><u>ARPA FUNDS</u></b>	16,670.80	Appropriated	<u>16,680.00</u>
		Balance to ARPA Reserve	9.20
<b><u>Memorial Day</u></b>	2,000.00	Appropriated	2,000.00
		Balance to Surplus	-
<b><u>Plant/Maint. of Street Trees</u></b>	-	Appropriated	<u>4,000.00</u>
		Balance to Surplus	4,000.00
<b><u>General Assistance</u></b>			
Food	-		
Heating Oil	112.40		
Electricity	-		
Rent (Donation)	(225.95)		
Burial	<u>1,040.00</u>		
Total	926.45	Appropriated	<u>10,000.00</u>
		Balance to Surplus	9,073.55
<b><u>Unanticipated Exp/Emergencies</u></b>	2,500.00	Appropriated	<u>25,000.00</u>
Total		Balance to Surplus	22,500.00
<b><u>Debt and Interest</u></b>			
MMBB 2015A Refinance	92,293.64		92,293.64
Tax Anticipated Note Interest	-		(2,250.34)
Tax Anticipation Note	-		5,000.00
USDA Sewer Extension	102,394.00		102,394.00
BHBT-High Street Bridge	16,112.74		16,417.00
BHCS Loan Project	5,578.07		5,578.00
Abatements	<u>2,430.59</u>		-
Total	218,809.04	Appropriated	<u>221,683.00</u>
		Balance to Surplus	2,873.96
<b><u>Education Expense</u></b>			
School Payroll	3,933,605.45		
School Expenses	<u>3,090,934.28</u>		
Total	7,024,539.73		
<b><u>Town Hall</u></b>			
LP Gas	6,753.28		
Electricity	3,767.56		
Town Sewer	826.20		
Building Exterior	59.94		
Building Interior	450.96		
Plumbing	328.02		
General Equipment	627.98		
Snow Removal	2,450.50		
Grounds Clean Up	4,465.74		
Weekly Cleaning	5,483.75		
Elevator	3,480.22		
Alarm System	531.00		
Janitorial Supplies	876.90		
Trash Removal	195.00		
Miscellaneous Expense	892.43		
Municipal Insurance	4,720.00		
Town Hall Improvement Reserve	<u>10,000.00</u>		
Total	45,909.48	Appropriated	<u>60,000.00</u>
		Balance to Surplus	14,090.52
<b><u>Recreation</u></b>			
Wages	10,487.50		
FICA/Medicare	802.32		
Town Sewer	367.20		
Recreation Activities	2,962.63		
Municipal Insurance	<u>88.00</u>		
Total	14,707.65	Appropriated	<u>15,000.00</u>
		Balance to Surplus	292.35

**Public Fields/Lawns**

Field/Lawns	12,201.60	Appropriated	15,000.00
		Balance to Surplus	2,798.40

**Public Gardens/Plantings**

Gardens/Plantings	4,534.92	Appropriated	6,000.00
		Balance to Surplus	1,465.08

**Fire Department Operations****PROTECTION****Fire Department Operations**

Firefighters Wages	14,102.94		
Fire Chief	10,024.00		
Assistant Fire Chief	1,300.00		
Fica/Medicare	2,392.33		
Dues	95.00		
LP Gas	327.14		
Heating Fuel	5,327.44		
Telephone	2,134.75		
Internet Service	523.53		
Electricity	4,593.86		
Town Sewer	856.80		
Building Interior Maintenance	1,947.80		
Electrical Maintenance	83.80		
Vehicle Maintenance	7,517.84		
General Equipment Maintenance	2,597.65		
Weekly Cleaning	3,640.00		
Radio & Dispatch	4,859.75		
Turn-out Gear	1,745.00		
Gas, Oil & Lubricants	1,707.82		
Office Supplies	167.65		
Janitorial Supplies	576.56		
Trash Removal	155.00		
Miscellaneous	296.63		
Health/Physicals	274.00		
Municipal Liability Insurance	3,354.00		
Vehicle Insurance	4,241.00		
Equipment Purchase	7,329.68		
Total	82,171.97	Appropriated	83,000.00
		Balance to Surplus	828.03

**Fire Truck Reserve**

	30,000.00	Appropriated	30,000.00
		Balance to Reserve	-

**Mill Stream Fire Dam-Cleaning**

	3,000.00	Appropriated	3,000.00
		Balance to Reserve	-

**Forest Fires**

	2,500.00	Appropriated	2,500.00
		Balance to Surplus	-

**911 Program/Street Signs**

	1,220.25	Appropriated	800.00
		Deficit to Surplus	(420.25)

**Law Enforcement**

Wages - Managing Speed Sign	90.00		
FICA/Medicare	6.88		
Miscellaneous Expense	539.26		
Sheriff's Patrol	1,120.50		
Purchased Speed Sign	3,200.00		
Total	4,956.64	Appropriated	5,000.00
		Balance to Surplus	43.36

**Hancock County RCC/9-1-1**

	6,338.96	Appropriated	6,339.00
		Balance to Surplus	0.04

**Animal Control Officer**

Salaries	4,890.00		
Fica/Medicare	418.50		
Telephone	778.22		
Mileage	242.97		
Total	6,329.69	Appropriated	5,500.00
		Deficit to Surplus	(829.69)

<b><u>Street Lights</u></b>	7,564.63	Appropriated	<u>10,500.00</u>
		Balance to Surplus	<u>2,935.37</u>

**HEALTH & SANITATION**

<b><u>Transfer Station</u></b>	204,140.00	Appropriated	<u>204,140.00</u>
		Balance to Surplus	<u>-</u>

**Waste Water Treatment Plant**

Contract Operations	123,000.00		123,000.00
Outside Consulting	-		1,000.00
LP Gas	-		100.00
Heating Fuel	3,132.87		2,600.00
Telephone	860.89		700.00
Electricity	27,136.56		26,000.00
Internet	-		170.00
Town Sewer	306.00		306.00
Electrical	-		2,000.00
Maintenance Contractors	3,666.96		12,000.00
Office Equipment	-		5,000.00
General Equipment	727.15		2,000.00
Snow Removal	-		150.00
Gas & oil	-		100.00
Office Supplies	-		200.00
T P General Supplies	8,567.32		6,000.00
Rubbish Removal	120.00		230.00
Sludge Dumping	4,000.00		10,000.00
Land spread License Fee	2,378.16		2,200.00
Miscellaneous Expense	-		200.00
Registry of Deeds-Tax Lien Costs	665.00		600.00
Insurance	4,425.50		5,000.00
Postage	835.91		800.00
Equipment Purchases	-		500.00
Leased Equipment	-		1,000.00
Lab Analysis	891.50		4,500.00
Process Chemicals	19,247.49		20,000.00
<b>Total</b>	<b>199,961.31</b>	<b>Appropriated</b>	<b><u>226,356.00</u></b>
		<b>Balance to Surplus</b>	<b><u>26,394.69</u></b>

<b><u>Septic Tank Sludge Removal</u></b>	5,736.00	Appropriated	<u>13,000.00</u>
		Balance to Surplus	<u>7,264.00</u>

**Roads and Sidewalks**

Health Insurance	12,778.92		12,779.00
General Road Maintenance	121,280.95		150,000.00
Major Road Projects	558,252.84		650,000.00
Snow Removal	351,379.10		353,000.00
Miscellaneous Expense	60.00		-
Salt Shed	1,454.70		3,000.00
Municipal Insurance	1,638.50		1,600.00
Advertising	367.50		-
<b>Total</b>	<b>1,047,212.51</b>	<b>Appropriated</b>	<b><u>1,190,879.00</u></b>
		<b>Balance to Surplus</b>	<b><u>143,666.49</u></b>

**Marine Resources**

Salary - Harbor Master/Assistant Harbor Master	11,916.42		
Fica/Medicare	1,010.94		
Salary - Shellfish Warden	1,296.00		
Internet Service	174.51		
Electricity	173.13		
Docks & Floats Maintenance	8,434.98		
Wharf Building Maintenance	68.00		
Miscellaneous Maintenance	30.00		
Grounds Clean Up	35.00		
Workshops	150.00		
Municipal Liability/Shellfish	527.50		
Mooring Stickers	436.15		
Advertising	240.00		
Mileage	49.80		
Leased Equipment	2,020.00		
<b>Total</b>	<b>26,562.43</b>	<b>Appropriated</b>	<b><u>36,500.00</u></b>
		<b>Balance to Reserve</b>	<b><u>9,937.57</u></b>

**Health and Social Services**

Northern Light Health Hospice	4,500.00		4,500.00
YMCA	5,000.00		5,000.00
Blue Hill Society for Aid to Children	2,700.00		2,700.00
Eastern Area Agency on Aging	1,495.00		1,495.00
Downeast Transportation	550.00		550.00
Downeast Community Partners -WHCA	9,458.00		9,458.00
Blue Hill Historical Society	1,500.00		1,500.00
Blue Hill Peninsula Ambulance	61,590.00		61,590.00
W.I.C. Program	2,160.00		2,160.00
Hospice of Hancock County	1,500.00		1,500.00
Blue Hill Public Library	85,300.00		85,300.00
East Blue Hill Library	2,000.00		2,000.00
Health Equity Alliance (DEAN)	750.00		750.00
Life Flight Foundation - Maine	672.00		672.00
Total	179,175.00	Appropriated	179,175.00
		Balance to Surplus	-

**Planning Board**

Secretarial Wage	773.50		
Fica/Medicare	59.18		
Legal	5,000.00		
Miscellaneous	130.00		
Advertising	682.50		
Workshops	315.00		
Total	6,960.18	Appropriated	7,500.00
		Balance to Surplus	539.82

**CEO/Plumbing Inspector**

Salaries	23,216.61		
Fica/Medicare	1,657.71		
Telephone	347.00		
General Equipment	580.39		
Supplies	20.72		
Workshops	20.00		
Equipment Purchases	200.00		
Leased Equipment	514.40		
Computer Support	162.50		
Advertising	382.20		
Postage	19.33		
Mileage	25.29		
Total	27,146.15	Appropriated	37,500.00
		Balance to Surplus	10,353.85

**Cemetery Operations**

Salaries	35,872.50		
Fica/Medicare	2,744.26		
General Maintenance of Roads	2,160.00		
Tree Trimming	500.00		
Snow Removal	113.40		
Miscellaneous Supplies	285.86		
Miscellaneous Expenses	7.59		
Miscellaneous Maintenance	90.00		
Vehicle Use	7,901.50		
Total	49,675.11	Appropriated	57,000.00
		Balance to Surplus	7,324.89

## Blue Hill Consolidated School Report

*The Blue Hill Consolidated School Community is committed to providing a well-rounded education that prepares each student, academically and personally, to be a responsible, creative, self-motivated, and thoughtful citizen of our community, nation, and world. - BHCS Student Handbook*

It is a privilege to update the Town of Blue Hill on our year at Blue Hill Consolidated School and our school community's response to teaching and learning during year two of the Covid-19 pandemic. One piece of advice that I've greatly appreciated over the years is "always start with gratitude." I think when we do this, it reminds us that there is a lot to be thankful for, even when things are hard. So, first, let me say thank you to our BHCS School Nurse, April Chapman. Nurse Chapman has been essentially on call since the pandemic began with families with Covid-19, families exposed to Covid-19, and even families experiencing symptoms of Covid-19. She has worked with teachers to identify close contacts, communicated with our local health care providers to set up testing for these individuals, spoken with the families of all positive cases and close contacts with clear directions of what they should do next, and communicated this information to the state as required. In addition, the pandemic has brought an upsurge in youth reporting mental health challenges. In some surveys, 30-40% of students report feeling anxious, depressed, or stressed according to the 2021 Mental Health Report completed by Child Mind Institute. BHCS has also felt this surge among our students, and I also want to thank our School Counselor, Megan Granger, who has been essential in supporting so many of our struggling students each day. There are so many others who deserve a specific shout out, but I will end with gratitude to our teachers and staff for their hard work, care, and capability. This year has put a strain on many in the educational community throughout the United States, but we have worked together and are seeing great progress, both socially and academically, in our students.

Supporting our students' social and emotional learning has been a top priority for us this year. Our teachers do daily check-ins with students, discuss topics like perseverance and in some cases set up mentorship opportunities for kids. With relaxed Covid restrictions, BHCS saw the return of sports, clubs, and activities. We know that participation in extracurricular activities is an indicator of future success, so we are excited to have 71% of our students involved in athletics or clubs like Jazz band, Math Team, Magic Club, etc. We have also started a new recognition program at BHCS called Bobcat of the Month. Each month teachers nominate students who consistently demonstrate and reflect our school's values kindness, patience, honesty, and consideration for all. We also kicked off our new middle school service committees. Each student is part of either the


School Beautification, Community Service, or Staff and Student Wellness Team. The enthusiasm that our middle school students have shown for this program is incredible. I feel so proud to look around and see students salting sidewalks, shoveling wood chips, or encouraging others to bring in food for the Food Pantry.

Academically, our school continues to perform solidly above national and state averages in reading, math, and science. Scores from the spring of 2021 were not reported, but our internal benchmark assessments show that our students have not lost much ground academically. This is good, but we want to do better. One way we can accomplish this and impact all of our K-8 students is by updating our math program. Our math program, *Math in Focus*, is now ten years old, so in our budget this year you'll see that we have put in a much-needed upgrade. We will be continuing with the *Math in Focus* curriculum, but the new edition comes with more opportunities for practicing mastery, many more resources accessible online and, most importantly, updated professional development for our teaching staff.

Finally, I am optimistic that we will be able to have an even more "normal" year next year, so I want to encourage Blue Hill residents to attend school events, volunteer at our school or check out our website to fully appreciate what your tax dollars accomplish. Thank you for your continued support of our school, our teachers, and our students.

Respectfully,

Shelly Schildroth



## Report of the Superintendent of Schools

To the citizens of Blue Hill:

First, I'd like to thank the Blue Hill community for the warm welcome I've received since I assumed the superintendency on July 1. At every turn, people go out of their way to say hello and check in with how things are going, and I've greatly appreciated it during my transition to this new role.

It goes without saying that the second full year of pandemic education brings a unique set of challenges and rewards. On the positive side, students have been eager to attend school, we've been able to remain open for in-person instruction for more than 95% of school days, parents have been flexible and supportive, and teachers have gone above and beyond.

Of great concern, though, is the impact the pandemic is having on the field of education. Schools across the country are faced with teacher burnout and staffing shortages. Even though we are tucked away in one of the most beautiful corners of Maine, we aren't immune to these challenges. We're fortunate to have a tight-knit school community that values education, and we will get through this together.


On the financial side, we developed a school budget that reflects the importance of being fiscally responsible to the taxpayers of Blue Hill. In an era of 6.8% annual inflation, the proposed budget maintains all current staff positions and programs while increasing last year's budget by only 3.88%. The budget includes:

- Salary increases for teachers, support staff, and administrators
- The purchase of a new math curriculum, grades K - 8
- Roof repairs to the gym and other sections of the building
- A study of the HVAC system for future renovations

I encourage all Blue Hill community members to support this budget at the upcoming Town Meeting.

I look forward to working closely with the School Committee, community members, and school staff to make Blue Hill Consolidated School the best school possible for our students.

Respectfully submitted,



Reg Ruhlin, Superintendent



## George Stevens Academy Annual Report to the Community January, 2022

In 1852, Blue Hill shipowner George Stevens left a bequest in his will to establish George Stevens Academy. As an independent town academy, GSA's chief mission is to serve all the students who live in surrounding "sending" towns, providing a comprehensive and challenging education both to those who will build futures here and those who will make lives elsewhere in the world. Our many academic and experiential programs foster a love of knowledge, inspire creativity, instill self-confidence, encourage good character, and prepare each graduate for a purposeful life in a changing world. In the past several years we have added classes in digital fabrication, advanced marine science research, and eleventh grade English with extra supports.

<u>GSA Enrollment</u>	<u>Boys</u>	<u>Girls</u>	<u>Enrollment by Sending Towns and Others:</u>
Grade 9	43	39	Blue Hill 95, Brooklin 21, Brooksville 35, Castine 20,
Grade 10	32	43	Fletcher's Landing Twp. 1, Glenburn 1, Hancock 2,
Grade 11	54	32	Orland 9, Otis 2, Penobscot 23, Sedgwick 43, Surry 48,
Grade 12	<u>36</u>	<u>31</u>	Boarding 7, Private Pay 3
	165	145	

### Governance – Board of Trustees

Sally Mills '85, *Chair*, Blue Hill

Deb Ludlow '79, *Vice Chair*, Blue Hill

James Crawford, *Treasurer*, Blue Hill

Bill Case, *Clerk*, Blue Hill

Sara Becton Ardrey, Blue Hill

Michael Astbury, '03, Blue Hill

Alden Blodgett, '78, Penobscot

Sally Chadbourne, Castine

Prudy Heilner, Blue Hill

K. Guinness, Blue Hill

Mark Hurvitt, Blue Hill

Tyler Knowles, Blue Hill

Mike McMillen, Brooksville

Robyn Sealander, Brooklin

Zoë Tenney '93, Sedgwick

### Administration

Timothy J. Seeley, Head of School

Rebecca Gratz, Assistant Head of School

Seth Brown, Business Manager

Todd Eckenfelder, Dean of Students

David Stearns, Dean of Curriculum and Instruction

Larry Gray, Athletics Director

Jane O'Connor, Admissions

Peter Goss, College & Career Counseling

Rada Starkey, Director of Advancement

Karen Brace, GSA Fund Director

Mark Messer, Director of Communications

Liffey Thorpe, Advancement Special Projects

This year all students are on campus every day, which is refreshing after our hybrid model last year. The pandemic still brings challenges, but our students and families have risen to meet them, and much has been accomplished already, from a number-one ranked math team, to successful fall sports teams (including state runners up for our volleyball team), and a student-initiated renewable energy endeavor that has resulted in our joining in a hydroelectric project. The pandemic has greatly increased the strains on mental and emotional health for our students, and so we have added the services of a second, female, counselor. We welcome support from community members. If you are interested in getting involved with our school, please contact us at 374-2808, or see us on Facebook.

Our mission (to serve every single high school student on the peninsula and beyond) is a comprehensive mission, and requires many types of programming. It is impossible to do on the state-set tuition. We are thankful for the support we received last year in all our towns for our request for \$1000 over that tuition. Part of earning that support was a promise to continue to work with our towns to share more financial information, have more meetings open to the public, and provide more means for input into our budget process. The main accomplishment over the past year has been to work with our towns on the formation of a Budget Review Committee, composed of members from each town, to review our full budget early in the process, to provide feedback, input and advice. We believe this is a very positive step, and are enthusiastic about it. In order to improve transparency for the public, we have published on our website many documents, including our full 2021-22 budget and audit, lots of data on various aspects of the Academy, and projections for the future. We will have at least three Board meetings open to the public. This year we are again asking for supplemental tuition.

For up-to-date information about GSA, our programs, what's happening on campus, and to see the documents mentioned above, visit our website at [www.georgestevensacademy.org](http://www.georgestevensacademy.org). Thank you!

Timothy J. Seeley  
Head of School



## Code Enforcement Report

Descriptions	Number	Estimated cost
Residential New	3	\$1,300,000.00
Residential Additions	3	\$30,000.00
Residential Remodeling	2	\$540,000.00
Garage, Barn or Workshop	4	\$12,500.00
Piers, Docks Ramps, Floats	3	\$118,000.00
Lawrence Family Gym	1	\$3,000,000.00
Bay School Classrooms (2)	1	\$400,000.00
Communications Tower Upgrade	1	\$20,000.00
Blaze Patio	1	\$10,000.00
Blue Hill Congregational Church	1	Unknown
Miscellaneous	2	\$4,000.00
Intent to Alter/Construct	41	

### Plumbing Permits

Internal	26
Subsurface	27

Respectfully submitted,

Martin Conant

Code Enforcement Officer, Licensed Plumbing Inspector

\* Note Above data is between January 1, 2021 and August 31, 2021.

### REMINDER

All construction in the Shoreland Zone (within 250' from the shore), commercial structures and subdivisions need a permit and/or review. All construction outside the shoreland zone requires an Intent to Alter or Construct Notice filed with the Town before any construction starts. Please contact me at 207-374-5192 for forms or information. My office hours are Monday and Tuesdays from 8AM to 4PM and Wednesday 8AM to 5:30PM.

## Blue Hill/Surry Transfer Station Report

Municipal Solid Waste volumes modestly increased by approximately 2% in 2021. Due to the continued closure of the Fiberight plant in Hampden, we were forced to continue to send both MSW and Recycling to PERC to be burned for electricity. Because so many communities were in the same situation, PERC's capacity was not capable of handling all of the extra waste being sent their way. As a result of this, as well as mechanical breakdowns at PERC in 2021, almost 30% of our MSW and recycling was sent to the landfill at Juniper Ridge. This resulted in a significant overage in anticipated transportation costs which equaled our budget overage for 2021. Fortunately we have operating reserves from prior years that, along with careful management of other spending categories helped us to balance our budget.

In response to the increasing costs for tipping fees and transportation, and increased interest on the part of our citizens in getting recycling back on track, the Transfer Station Committee began a strategy in 2021 to re-instate recycling by starting with corrugated cardboard. One of the few recyclable commodities that can now be sold, MSW tipping and transportation fees are reduced by removing cardboard from the waste stream. This also generates a modest amount of revenue that can be used to offset other expenses. Each truckload of cardboard (36 bales) removes 18 tons of waste from our MSW feed, resulting in a savings of \$1884 in tipping and transportation fees. In addition, since we are able to sell this cardboard, we can also generate another \$1575 per truckload, resulting in a positive impact on the budget of \$3479 for each truckload of corrugated cardboard. Our goal is to recycle at least two truckloads of cardboard in 2022, but with your help, we would like to send one per quarter. We expanded our cardboard recycling window size to make it more convenient - with the increase in purchasing by mail, we see this as an easy win to keep our costs low and to be environmentally responsible.

In addition, until the Fiberight plant comes back online, we are contracting with our transportation company DMJ, to reinstate our Single-Sort recycling. Waste that is placed in the Single-sort bin will be sorted by DMJ and shipped to EcoMaine's facility in Portland. For more information on EcoMaine's recycling program and to see some fascinating videos of how they do it, visit [www.ecomaine.org](http://www.ecomaine.org).

We are also encouraging residents to pull their returnable bottles and cans out of their trash to bring them to the recycling window. In 2021, returnables alone helped us offset over \$7500 in expenses for your transfer station.

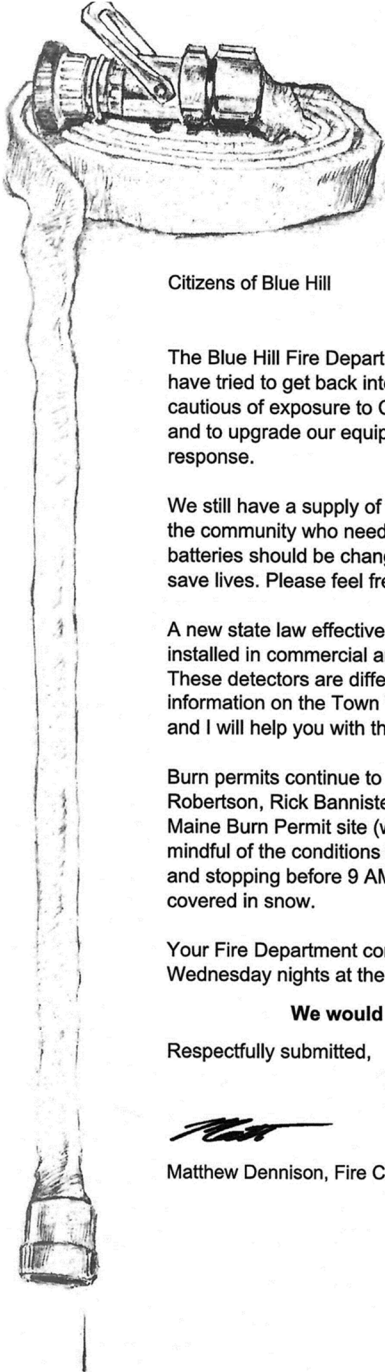
Lastly, glass has a big impact on our tipping and transportation fees due to its weight. We encourage customers to please bring your clean glass bottles and containers to the recycling window. We crush this glass locally to be used for

drainage and landfill projects. It is available to anyone - just ask the transfer station attendant.

In 2022 we will be adding a part-time employee during the summer season to check dump stickers, provide direction and assistance to customers, and to aid in promoting recycling.

With everyone's help, we hope to see a net decrease in our MSW by pulling as much waste as possible into these alternative streams.

Our 2022 budget increased by 22% from 2021, primarily due to increases over the prior year as follows: Wages (17%), Transportation and Tipping Fees (38%), and Recycling (10%).



# BLUE HILL FIRE DEPT.

ORGANIZED DEC. 1910

42 Water St. • P.O. Box 1167  
Blue Hill, Maine 04614

Email: [bluehillfire@roadrunner.com](mailto:bluehillfire@roadrunner.com)

Matthew Dennison

Fire Chief

Citizens of Blue Hill

The Blue Hill Fire Department has had another busy year with 174 calls for service. We have tried to get back into the swing of our normal operations and continue to be cautious of exposure to COVID. We continue to work hard with training and education and to upgrade our equipment to ensure we are ready for events when they require our response.

We still have a supply of smoke detectors which we received via a grant for anyone in the community who needs one. Smoke detectors have a 10 year service life and batteries should be changed twice a year. Smoke detectors provide early alerts and save lives. Please feel free to contact a member if you need one.

A new state law effective January 1 requires propane/natural gas detectors to be installed in commercial and multiple occupancy structures in town that use these fuels. These detectors are different than Smoke or Carbon Monoxide (CO) detector. There is information on the Town Web site under the fire department. Feel free to contact me and I will help you with the information.

Burn permits continue to be available through the Town Fire Wardens, Dennis or Dolly Robertson, Rick Bannister or me. Online permits are also available through the State of Maine Burn Permit site ([www.maineburnpermit.com](http://www.maineburnpermit.com)) All permits are FREE. Please be mindful of the conditions listed on the permits which include only burning after 5 PM and stopping before 9 AM unless it is continuously raining or the ground is completely covered in snow.

Your Fire Department continues to seek volunteers for all tasks, we meet most Wednesday nights at the station in Town at 6 PM.

**We would like to thank you for your continued support.**

Respectfully submitted,

Matthew Dennison, Fire Chief

## Harbormaster and Shellfish Reports

### Harbormaster Report

During the past year the tidal waters of Blue Hill covered a varied spectrum of items to report.

In June, the United States Coast Guard held a hurricane season accountability drill on the Blue Hill wharfs.

Saltwater fishing started with Mackerel showing up around the 16th and shortly thereafter striped bass were being caught at the falls. This offered a long season of fishing activity.

On the 29<sup>th</sup>, a vehicle went off the road at Sand Hill and into Blue Hill Bay. Damage to the vehicle was substantial but environmental damage was kept to a minimum.

In July, we learned that two travel trailers were utilizing both wharfs as camping sites, this is not a permitted usage of the facilities and they were asked to move on the next day.

The South Blue Hill ramp continues to show damage due to washing and erosion caused by sea action scouring the ramp substrate. We are hoping you will re-approve the repair that was not performed last year, again for this year.

A sailboat grounded out at the town wharf on a falling tide. When the owner tried to tow it off the shoals, he struck and damaged one of the floats requiring repairs.

Continual cleaning of both wharves was required throughout the seasons. Many people use the facilities which have been quite busy this year.

Several State & Hancock County Police and Environmental Enforcement agencies participate in a tactical training exercise utilizing the South Blue Hill Wharf as the Command Center in August. The exercise enabled many agencies to work together.

Worked at the Town Maritime Festival.

Worked eight days on overdue 46' sailboat that was finally fall found. It was hauled for repairs / storage

Assisted with the Harbor Ordinance streamlining that hopefully will be put to a vote soon your approval.

Thank you for your continued support and may you have Fairwinds and following seas.

Respectfully submitted



Denny Robertson

Harbormaster

**Shellfish Report**

**Recreational Licenses Sold**

Resident	13
Non-Resident	11
Senior Resident	4
Senior Non-Resident	3
Junior Resident	0
Junior Non-Resident	4

**Total 35**

**Commercial Licenses Sold**

Resident	0
Non-Resident	4
Senior Resident	0
Senior Non-Resident	0
Junior Resident	0
Junior Non-Resident	0

**Total 4**

**Total Shellfish Licenses for 2021 39**

Respectfully,

Lyndsey Dow

## Tree Warden's report

I had three cords of cut-and-split dumped near my woodshed in January. Beautiful stuff. Sixteen inches long. Oak and Ash and Yellow Birch. In a big pile on the frozen lawn. And every piece has to be picked up and stacked carefully in the woodshed. That job belongs to Deborah and me.

It's not something that you'd want to do alone; face a three-cord woodpile like that... It could be daunting. But we've been tackling this same chore since we built the house in 1988 and, strangely enough, we enjoy it. Getting the pieces up to the top of the stack usually entails me standing way up on a tier and Deborah handing pieces up to me. It's good weight-bearing exercise for these two septuagenarians.

We have five woodstoves here at the farm that we run in the wintertime. A big Morso heats the farmhouse; three cords gets us through the winter. And then we have three little soapstone stoves that heat the smaller dwellings. And then there's the cantankerous old Tempwood furnace in the woodworking shop. All hungry mouths that need feeding. We go through about eight cords in a typical winter.

2021 was the second year in a row that I didn't spend any money as Tree Warden. My \$3000 budget remained unspent both years thanks to some community members who stepped up to take care of problem trees, and thanks to some local arborists who have donated their services to the town.

I also want to thank all the spotters in the downtown area who have called me and alerted me to problem trees. Many eyes on the trees in Blue Hill are much better than just my two. Don't hesitate to call me.

Respectfully submitted,

Phil Norris  
Tree Warden

## **Playground Committee Report**

With the help of an army of volunteers and the support of local businesses, the Town Park Committee has given our beautiful town park a much-needed facelift.

Faced with aging, obsolete, and unsafe playground equipment, the committee has replaced the old swing set to the cheers of kids of all ages, including parents and grandparents. Volunteers spread 100 cubic yards of wood chips, dug holes and installed a safety fence between the playground and the entrance road. A volunteer carpentry crew built an accessible deck with a sandbox area and benches for parents, that also allows safe play in the playhouses. The preschool playground equipment has been removed for safety reasons and new equipment has been ordered to be installed this spring. To improve the imaginative play area, everyone is looking forward to the arrival of the pirate ship!

Other improvements to the town park include installation of a town park sign, new steps down to the beach, new benches and picnic benches.

The Town Park Committee thanks the road commissioner and crew, the Town Administrator and the Select Board for their support.

Warren Berkowitz  
Chairperson of Town Park Committee



## Peninsula Ambulance Corps

### 2021 Report to the Towns

As this year began, we expected Peninsula Ambulance Corps' primary challenge was to continue the work begun in 2020, under the leadership of our Manager, Alan Henschke, to reorganize our business model to improve efficiency and to match our staffing model with call volume patterns.

That challenge became secondary as COVID-19 continued to be the primary challenge for us. The use of supplies to protect our Staff and our patients rose. In addition, many Staff members left our employment due to COVID. Some left due to having to work more hours at their full-time employers. Others chose not to be vaccinated and the state will not allow them to work. Furthermore, most EMS training programs have temporarily stopped or been reduced. This has led to a local, state, and national shortage of EMS providers. Our call volume is increasing, and we have fewer staff to cover the shifts. This has led to increased overtime and management covering open shifts.

Related to COVID, Peninsula Ambulance was selected as one of two Hancock County EMS services to provide COVID vaccinations. We provided 819 vaccinations (initial and booster) to area first responders and teachers. This was a significant undertaking that required training Staff and purchasing equipment. Peninsula Ambulance met the challenge and is now positioned to provide vaccination services in the future.

Our largest payors remain Medicare (federal government) and Medicaid/ MaineCare (state government). Together, they represent 76% of our payors. However, for every \$1 of that billing, we are paid \$0.37 at best. This accounts for most of our operating deficit. If we include all payors, we still are only paid \$0.48 for every \$1 billed. This is a national issue and impacts rural services, such as ours, particularly hard. We continue to support state and national efforts to improve EMS reimbursement rates.

Unfortunately, the Community Paramedicine Program continues to be suspended. All funding sources have been diverted to COVID relief programs. Staffing shortages and continued high risks for visits also limit our ability to offer this program at this time. We continue to work with our partners, Healthy Peninsula, At Home and Northern Light Blue Hill Hospital, and hope to continue the Community Paramedicine Program in the future.

We are proud of our five full-time and 18 part-time and per-diem Staff—the Paramedics and EMTs who make the program work. They have been steadfast during these trying times. We continue to provide Staff with continuing

education for federal and state mandated classes. Our employees like their jobs and provide real benefit to the communities we serve.

Our fleet of three ambulances allows us to maintain our staffing model of two on duty ambulances with a spare to use when the others need service. This also allows us to staff the third ambulance for local events, such as the Blue Hill Fair, and in times of increased call volume. We utilize management to staff the third ambulance during high-volume times, which allows us to respond to more calls. In addition, we are expecting a new ambulance, to replace our oldest unit, in March of 2022. Providing a modern and reliable fleet of ambulances is essential for our operations.

Call volume—the basis upon which we are reimbursed—was 1534 this year, an increase of 245 calls from 2020.

Totals by town are given in the chart below. Inter-hospital patient transports, which were 40% of call volume, are also included in call totals.

### 2021 Calls by Town

Blue Hill	683	Penobscot	88
Brooklin	77	Sedgwick	98
Brooksville	55	Surry	206
Castine	84	Other Towns	243

We decrease our deficit in three ways: with the support of our town governments, by individual donations to our annual appeal, and by using volunteer board members to accomplish administrative and fund-raising tasks.

This year we are asking for \$20.00 for the operating budget (an increase of \$1.50) and \$4.43 (no increase) for the ambulance reserve fund per capita. This is a per capita total of \$24.43.

We need more Staff in a very difficult labor market. And we must keep the people that we have. We simply must pay our people what they are worth if we are to keep them. Potential new Staff must balance that remarkable dedication to an essential calling with feeding their family... paying for heat. The entire amount of this year's requested increase in support will go to wages

Staff and ambulances are the visible aspects of PAC, but community loyalty and the funds provided by the towns are its lifeblood. Our annual appeal to the public provides an essential and remarkably consistent source of support, but we must rely to the greatest extent on the common sense of town governments and citizens to understand the necessity for an ambulance service, and that, if we don't hang together and make it work, no one else will.

Thank you for your support.

## Blue Hill Public Library - Municipal Report 2021-2022

In 2021, the Blue Hill Public Library's service numbers began to approach pre-pandemic levels, despite the ongoing challenges associated with providing services in the COVID-19 pandemic. From January through May, the library offered curbside services and limited access to the building. Full building access, along with the return of meeting room services, resumed from June through December. Online services were offered throughout the year.

As it has been everywhere, providing services in a pandemic has been a challenge. From putting art exhibits online to making videos for people to learn new skills, the library's staff has done an excellent job finding new and innovative ways to support our community and are to be commended for their initiative and flexibility.

With patrons concerned about spending time indoors, the library's grounds played an increasingly important role. During this time we added more outdoor furnishings, improved outdoor WiFi range, and hosted numerous library-sponsored events on the lawn. When the weather permitted the turning of pages, storyhours were held outside and our weekly Toddler Playgroup was hosted in the Town Park even in the coldest days of winter.

### Activities

#### From a statistical perspective, in 2021 BHPL:

- Hosted 66,398 patron visits in-person through curbside pickup and limited building access January through May and full access June through December. This is an increase of 90% compared to 2020's 34,932 patron visits.
- Issued 635 new library cards, a 73% increase compared to the 368 cards issued in 2020.
- Loaned 88,618 physical and digital items (books, audiobooks, movies, etc.). Use of physical items in the library collection increased by 38%, while digital library use decreased by 9% compared to the relatively high usage of 2020.
- Answered 1,994 reference questions (an increase of 92%) and library staff also provided 1,243 technology help sessions (up 189%) to patrons.
- Hosted 11,042 WiFi sessions and 2,176 sessions on our in-house computers and tablets. These figures represent a 14% and 6% increase respectively.
- Sponsored 486 cultural programs (up 42%) that attracted 7,074 attendees. 213 of these cultural programs were geared towards adults with 2,019 attendees, and 273 youth programs were enjoyed by 5,055 children,

teenagers, and caregivers. In 2021, programs were offered through a mixture of online access and in-person gatherings, both inside and outdoors.

- Community-sponsored events resumed in June and totaled 333 through December; the attendance estimate was 1,861.

### **Noteworthy for 2021**

During summer BHPL wrapped up a multi-year endowment campaign that began in 2018. The library raised \$1.4 million in new endowment funds. We are grateful to the many donors who supported this effort.

In July the library purchased 13 Parker Point Rd., the property just beyond our parking lot. This will someday allow the library to expand, whether building, grounds or both. There is currently no timetable for any changes and we expect that the property will continue to provide housing in the near future. Since the property is not being used for library services, we continue to pay property taxes on it.

As of this writing we are embarking on a renovation that will allow the library to host gatherings such as lectures, concerts, etc. for up to 186 seated individuals. This has been a goal for many years, formally identified in our last strategic plan and we look forward to the finished work serving the community.

### **2022 Library Funding**

The 2022 operating budget is projected at \$734,233. Funds for operations are broken down as follows: **Operating Income**, primarily from endowment, 50%; **Annual Fundraising**, 35%; **Municipal Funding**, 15%, provided by Blue Hill, Penobscot, Sedgwick and Surry.

This is an \$88,000, 13% increase. 2022 cost increases are due to a variety of factors: Buildings and Grounds are adding \$18,000, most of which are due to the library's fire sprinkler system, which is in need of replacement (\$10,000); wages and benefits are increasing by \$57,000 overall; insurance and accounting costs add approx. \$8,000 combined.

The staff, board and Friends of the Library remain eager to serve our community, even in these challenging circumstances. We thank you for the honor and privilege.

Respectfully submitted,

Rich Boulet  
Library Director



## Blue Hill Heritage Trust

When I wrote to the Town last year, it was largely about how the pandemic had impacted the Trust, and how we had tried to serve our communities in a time of need. We had seen heavy trail use throughout 2020, and especially during the lockdown. We had heard from people who live here year-round, and those who visited, that our forests and fields and access to places like the Blue Hill Mountain made them grateful for the Trust's work and for this beautiful place we live. Our online programming offered other kinds of distractions for folks as well. 2021 offered all of us similar challenges, and we hope that BHHT continued to serve a need. As I said last year, outdoor recreation and outreach can seem like fringe benefits at times, but conservation and access to nature really are part of public health as well as environmental health.

The biggest conservation effort in Blue Hill in 2021 was our acquisition of the small farmstead across from the fairgrounds. This was not a large purchase, but it did conserve the last farmland within the village of Blue Hill. This was part of our ongoing commitment to conserve farmland and farming on the peninsula. We will be partnering with another nonprofit called TILTH to carry on programming there that will be in support of and service to the farmers of our communities who are doing vital work for all of us.

Blue Hill Heritage Trust's mission is, "to lead in conserving land, water, and wildlife habitat on the greater Blue Hill Peninsula. To teach and practice a stewardship ethic. To promote ecological, economic, and community health for this and future generations." Much of our work is future focused, looking to protect and enhance the long-term health of both land and people, and this project meets all those goals.

Blue Hill Heritage Trust is committed to both conserving land in our towns and serving those communities, and we want to thank all our Blue Hill supporters for being our partners in this work. We added only 11 acres to the 1555 we own in town. In 2021, the Trust voluntarily paid \$6,996 in real estate taxes to the town and a total of \$30,037 to all the towns in which we hold land.

We are very much hoping for a more normal year in 2022 and hope to see many of you out enjoying the land and water this coming year.

With regards from all of us at BHHT,

Hans M. Carlson  
Executive Director



*Community Based Land Conservation since 1985.*  
SERVING BLUE HILL • BROOKLYN • BROOKSVILLE • CASTINE • PENOBSCOT • SEDGWICK • SURRY

SUSAN M. COLLINS  
MAINE

413 DIRKSEN SENATE OFFICE BUILDING  
WASHINGTON, DC 20510-1904  
(202) 224-2922  
(202) 224-2693 (FAX)

United States Senate  
WASHINGTON, DC 20510-1904

COMMITTEES:  
APPROPRIATIONS  
HEALTH, EDUCATION,  
LABOR, AND PENSIONS  
SELECT COMMITTEE  
ON INTELLIGENCE  
SPECIAL COMMITTEE  
ON AGING

Dear Friends:

I am deeply honored to serve the people of Maine in the U.S. Senate, and I welcome this opportunity to share some of the areas I have been working on over the past year.

The ongoing COVID-19 pandemic continues to pose enormous challenges for our state and our country. When the pandemic began, I co-authored the Paycheck Protection Program that helped small businesses remain afloat and keep their employees paid. In Maine, our small businesses received more than 47,000 forgivable loans totaling \$3.2 billion. I also led efforts to provide relief for loggers, lobstermen, and bus companies.

In addition, I helped secure \$700 million to assist Maine's overwhelmed hospitals and nursing homes, and a new law I led prevented Medicare payment cuts to help further ease the financial strain on our hospitals. I also urged the CDC to update its recommendations so that our students and teachers could safely return to their classrooms, and I pressed the Administration to end the closure of the U.S.-Canada border.

While addressing the pandemic has been a major focus, I've also worked hard to ensure Maine's other needs are met. A group of 10 Senators, of which I was a part, negotiated the landmark bipartisan infrastructure bill that was signed into law in November. I co-authored the section of the bill that will provide Maine with as much as \$300 million to expand high-speed internet in rural and underserved areas.

Soaring inflation is another crisis, particularly when it comes to the cost of heating oil. I have strongly supported federal programs that help Maine families stay warm. In November, Maine was awarded \$35 million to help low-income Mainers pay their energy bills. And the bipartisan infrastructure bill included \$3.5 billion to help families make energy efficiency improvements that would permanently lower their heating costs.

As a senior member of the Appropriations Committee, I have supported investments in Maine's communities. This year's funding bills include \$265 million I championed for 106 projects across Maine. These projects would help create jobs, improve workforce training, address the opioid crisis, and increase access to childcare and health care services. In addition, I worked to reverse proposed cuts to our Navy in order to help protect America and keep the skilled workers at Bath Iron Works on the job. The bills also include \$475 million for the construction of a new dry dock at Maine's Portsmouth Naval Shipyard that will allow the Navy to continue to carry out its submarine missions. I will keep working to get these important bills enacted.

No one works harder than the people of Maine, and this year I honored that work ethic when I cast my 8,000<sup>th</sup> consecutive vote, becoming the only Senator in history to do so without ever having missed a roll call vote. The Lugar Center at Georgetown University once again ranked me as the most bipartisan Senator for the eighth year in a row.

In the New Year, I will keep working to solve problems and make life better for the people of Maine and America. May 2022 be a happy, healthy, and successful one for you, your family, and our state.

Sincerely,



Susan M. Collins  
United States Senator

Washington Office  
1222 Longworth House Office Building  
Washington, D.C. 20515  
Phone: (202) 225-6306  
Fax: (202) 225-2943  
www.golden.house.gov



Committee on Armed Services  
Committee on Small Business

**Jared Golden**  
Congress of the United States  
2nd District of Maine

Dear Friends,

I hope this letter finds you safe and well. It remains a privilege to represent you in Congress, and I appreciate the opportunity to update you on what I have been working on for the people of the Second Congressional District.

This year, our small businesses, workers and families, hospitals, states, and towns continued to face challenges related to the coronavirus pandemic. COVID-19 has been a serious threat to public health and our economy that requires a comprehensive, ongoing response. While we are not yet out of the woods, there is a light at the end of the tunnel. Still, I know there are many Mainers who will continue to need assistance getting through this pandemic. I am committed to making sure our communities' most urgent needs are met to get our economy back on track.

One thing I am particularly proud of this year is that Democrats, Republicans, and the Biden Administration worked together to pass the bipartisan *Infrastructure Investment and Jobs Act*, which will make a once-in-a-generation investment in our nation's infrastructure and support Maine jobs. This bill will bring \$1.3 billion to Maine for highways and \$225 million for bridge replacement and repairs, as well as \$234 million to improve public transportation options. It will also allocate over \$100 million to help provide broadband access to the 42,000 Mainers currently without it and make 310,000 Mainers eligible for the Affordable Connectivity Benefit to help families pay for internet access. Crucially, it will also provide Maine with \$390 million to combat Maine's historically high rates of lead poisoning by replacing lead pipes and allowing Maine families access to clean drinking water.

Another one of my priorities in Congress is protecting Maine jobs. For one, shipbuilders at Bath Iron Works are a vital part of our economy, and the ships they build are critical to our national security. Throughout 2021, I led the Maine congressional delegation in pushing back against the Biden Administration's proposed decrease in DDG-51 shipbuilding, a proposal that would have had serious consequences for the shipbuilding workforce at BIW, one of the two shipyards that produces these destroyers, and American naval capabilities around the world. We fought successfully to include authorization for construction of three new DDG-51 destroyers in the final National Defense Authorization Act. I will continue to work hard with my colleagues on the House Armed Services Committee to ensure that we protect our national security and shipbuilding jobs in Maine.

My most meaningful work in Congress continues to be providing direct assistance to Mainers. My staff and I stand ready to serve you. If you are looking for assistance with a federal agency, help for your small business, or want to keep me informed about the issues that matter to you, please reach out to one of my offices below:

- **Caribou Office:** 7 Hatch Drive, Suite 230, Caribou ME 04736. Phone: (207) 492-6009
- **Bangor Office:** 6 State Street, Bangor ME 04401. Phone: (207) 249-7400
- **Lewiston Office:** 179 Lisbon Street, Lewiston ME 04240. Phone: (207) 241-6767

I am especially glad to share that my wife Izzy and I were pleased to welcome our daughter, Rosemary, into the world this year. Mom and baby are happy and healthy, and we're so thankful for this blessing. We look forward to showing her the beauty of Maine in the months and years ahead.

Sincerely,

Jared F. Golden  
Member of Congress



**Sarah Pebworth**

PO Box 347  
 Blue Hill, ME 04614  
 Residence: (207) 479-4741  
[Sarah.Pebworth@legislature.maine.gov](mailto:Sarah.Pebworth@legislature.maine.gov)

**HOUSE OF REPRESENTATIVES**

2 STATE HOUSE STATION  
 AUGUSTA, MAINE 04333-0002  
 (207) 287-1400  
 TTY: MAINE RELAY 711

Dear Friends and Neighbors:

In 2021, despite the challenges of the pandemic, the Maine House of Representatives delivered a two-year state budget with overwhelming bipartisan support that is stabilizing property taxes, keeping free breakfast and lunch available to all students, and protecting our natural resources. We took steps to make healthcare more accessible, made much-needed investments in our infrastructure, and allocated federal relief funds to help small businesses, fill workforce shortages, and expand access to child care.

As I write this, we are in the second year of the two-year term. I continue to serve on the Labor and Housing Committee, where we work to strengthen our state's labor practices and enhance Maine's housing stock so that safe and affordable options are available in our communities. I also serve as a member of the Innovation, Development, Economic Advancement and Business Committee, which is charged with a wide range of issues including economic development and consumer data protection.

This will be my last term in the House, and in November you will be asked to vote in a new representative in a newly-drawn district. Until then, however, I will continue to work hard, on the above issues and other topics, to make sure we are doing the best we can for you and all Mainers.

This session is set to adjourn on April 20. There is still time to weigh in on upcoming legislation; you can follow the legislature here, <https://legislature.maine.gov/> and you can submit written testimony, testify virtually, or contact me at [Sarah.Pebworth@legislature.maine.gov](mailto:Sarah.Pebworth@legislature.maine.gov). I also send out periodic electronic newsletters. Let me know if you would like to receive them.

It has been a tremendous honor to serve you in the Maine House of Representatives, and I am proud to be your advocate in Augusta.

Respectfully,

A handwritten signature in cursive script, appearing to read 'Sarah'.

Sarah Pebworth  
 State Representative



## Personal Property Taxes and Balances Due

as of 12/31/2021

OWNER	MACHINERY	ORIGINAL	CURRENT DUE
ADT LLC	2,000.00	-	-
AT&T MOBILITY LLC	55,300.00	666.37	-
BISSELL RENTAL LLC	1,100.00	13.26	-
BLUE HILL SUBWAY #21922	20,700.00	249.44	1,036.25
CANON FINANCIAL SERVICES, INC	1,200.00	14.46	-
CATALINA MARKETING CORP.	3,600.00	43.38	-
CIT BANK NA	26,000.00	-	-
CIT FINANCE LLC	1,300.00	-	-
COCA COLA COMPANY	600.00	7.23	-
COCA-COLA BEVERAGES NORTHEAST, INC	6,800.00	81.94	-
COLONIAL PACIFIC LEASING	45,900.00	553.10	14,824.86
CONSOLIDATED COMMUNICATIONS OF NNE CO, LLC	-	121.71	-
CSC SERVICEWORKS INC	1,100.00	-	-
DATA SALES CO.	1,300.00	-	-
DE LAGE LANDEN FINANCIAL SERVICES, INC	5,400.00	-	-
DIRECTV LLC	-	120.50	-
DISH NETWORK, LLC	-	55.43	-
FEDERAL EXPRESS CORPORATION	1,000.00	-	-
FIRST DATA MERCHANT SERVICES CORPP	-	10.85	-
GETCHELL BROS INC	3,000.00	36.15	-
GRAYHAWK LEASING, LLC	12,100.00	145.81	-
GREATAMERICAN FINANCIAL SRVCS CORP	3,200.00	38.56	-
HALLMARK MARKETING COMPANY, LLC	-	53.02	-
HUGHES NETWORK SYSTEMS LLC	-	47.00	-
INTERFACE SECURITY SYSTEMS	2,600.00	31.33	-
K12 MANAGEMENT INC	-	-	-
LEASE CORPORATION OF AMERICA	-	897.73	-
MAINE RSA #4 INC	2,700.00	32.53	-
MANUFACTURER SERVICES GROUP	13,400.00	-	-
PITNEY BOWES GLOBAL FINAN SERV LLC	500.00	-	-
REDBOX AUTOMATED RETAIL LLC	-	43.38	-
SCIENTIFIC GAMES INC	3,400.00	40.97	-
TIAA COMMERCIAL FINANCE, INC	-	-	-
TIME WARNER CABLE INTERNET LLC	2,200.00	26.51	-
TIME WARNER CABLE NORTHEAST LLC	366,600.00	4,417.53	-
U.S. BANK NATIONAL ASSOCIATION	25,300.00	121.71	-
VIASAT, INC	2,300.00	27.72	28.37
WABASHA LEASING, LLC	4,900.00	59.05	-
WALGREEN EASTERN CO., INC.	48,300.00	2,507.61	-
WELLS FARGO FINANCIAL LEASING, INC	2,900.00	-	-
WESTERN UNION FINANCIAL SERVICES	500.00	6.03	-

## Real Property Taxes and Balances Due as of 12/31/2021

Owner	Acres	Land	Building	Exempt	Original	Current
1 CURTIS COVE ROAD LLC	0.90	234,900	138,100	-	4,494.65	-
10 SOUTH STREET, LLC	0.31	74,300	110,000	-	2,220.82	-
142 MAIN STREET, LLC	0.33	203,000	146,600	-	4,212.68	-
4 ELLSWORTH ROAD, LLC	0.50	179,800	406,800	-	7,068.53	-
40 MAIN STREET, LLC	0.14	198,500	187,500	-	4,651.30	-
40/15 INC.\	1.50	48,000	203,000	-	3,024.55	-
578 PLEASANT ST. LLC	47.00	106,500	463,100	-	6,863.68	-
578 PLEASANT ST., LLC	27.40	84,900	132,200	-	2,616.05	-
807 MORGAN BAY ROAD REALTY	9.40	60,400	82,300	-	1,719.54	-
82 SOUTH STREET, LLC	2.00	165,800	292,500	-	5,522.52	-
93 PARKER LANE, LLC	1.00	606,500	412,500	-	12,278.95	Overpaid
ACADIAN TRAILHEAD, LLC	30.00	28,700	-	-	345.84	-
ADAMS LANDSCAPING, LLC	1.60	16,300	-	-	196.42	-
ADAMS, BENJAMIN W	13.40	45,300	-	-	545.87	-
ADAMS, BENJAMIN W	120.00	33,000	-	-	397.65	-
ADAMS, BENJAMIN W	100.00	89,300	-	-	1,076.07	-
ADAMS, BENJAMIN W	1.30	39,000	166,700	24,000	2,189.49	-
ADAMS, BRITTANY	31.00	39,500	-	-	475.98	-
ADAMS, JANE	1.56	108,600	229,100	-	4,069.29	-
ADVANTA IRA SERVICES, LLC	0.10	39,600	78,700	-	1,425.52	-
ADVANTA IRA SERVICES, LLC.	0.80	61,400	-	-	739.87	-
AKER, MICHAEL	12.00	92,700	256,800	24,000	3,922.28	-
AKER, MICHAEL	5.00	69,700	-	-	839.89	-
AKER, MICHAEL	0.50	67,800	221,800	-	3,489.68	-
ALAN H. BIRK TRUST AGREEMENT	1.80	113,900	245,400	-	4,329.56	-
ALBAUM, MICHAEL N	0.90	448,200	178,600	-	7,552.94	-
ALCOTT, HENRY	2.30	589,900	169,100	-	9,145.95	-
ALCOTT, HENRY S	47.30	101,000	-	-	1,217.05	-
ALCOTT, LEVERETT	47.30	101,000	-	-	1,217.05	-
ALEKSEEVA, NATALIA	4.00	175,500	619,900	-	9,584.57	-
ALEKSEEVA, NATALIA	15.60	800	-	-	9.64	-
ALEXANDER, DEBRA A	5.50	75,200	129,100	24,000	2,172.61	Overpaid
ALEXANDER, SANDRA	24.10	115,000	12,100	24,000	1,242.36	-
ALLEN FREEZER INC.	62.00	69,900	-	-	842.30	-
ALLEN, JOAN CLAPP LIVING TRUST	1.70	35,800	146,500	-	2,196.72	-
ALLEN, B HEYWARD JR	4.40	1,211,300	620,600	-	22,074.40	-
ALLEN, DAVID C	3.75	36,800	125,300	-	1,953.31	-
ALLEN, DONALD R	4.90	73,700	70,100	24,000	1,443.59	Overpaid
ALLEN, ELIZABETH C	0.92	114,600	161,700	-	3,329.42	1,338.16
ALLEN, ERIC W	14.50	1,800	-	-	21.69	-
ALLEN, ERIC W & JOAN C LIVING	16.00	2,100	7,200	-	112.07	-
ALLEN, JEFFREY & TINA 1/2INT	90.00	13,700	-	-	165.09	-
ALLEN, JEFFREYS	1.30	144,900	232,200	24,000	4,254.85	-
ALLEN, JEFFREY S. & TINA M.	2.80	296,700	155,800	-	5,452.63	-
ALLEN, JOHN, PAUL, ERIC, SPENCER &	569.00	23,300	-	-	280.77	-
ALLEN, JOHN, PAUL, ERIC, SPENCER &	20.00	500	-	-	6.03	-
ALLEN, JOSHUA A	3.58	23,600	-	-	284.38	-
ALLEN, KERMIT	4.70	143,000	-	-	1,723.15	-
ALLEN, KERMIT	20.00	600	-	-	7.23	-
ALLEN, KERMIT	569.00	32,000	-	-	385.60	-
ALLEN, KERMIT JR. (TRUST)	3.75	429,200	188,500	24,000	7,154.09	-
ALLEN, KERMIT JR. (TRUST)	37.00	4,700	-	-	56.64	-
ALLEN, KERMIT JR. (TRUST)	25.00	3,300	-	-	39.77	-
ALLEN, KERMIT SR	0.10	2,200	-	-	26.51	-
ALLEN, KERMIT SR	2.50	303,300	405,300	24,000	8,249.43	-
ALLEN, KERMIT SR	33.00	4,100	-	-	49.41	-
ALLEN, KERMIT SR	32.00	12,200	-	-	147.01	-
ALLEN, KERMIT SR	30.00	11,500	-	-	138.57	-
ALLEN, KERMIT,	38.00	5,000	-	-	60.25	-
ALLEN, LUCAS B	4.40	72,400	110,500	24,000	1,914.75	-
ALLEN, MARTIN	65.00	7,800	-	-	93.99	-
ALLEN, MARTIN	12.00	11,500	-	-	138.57	-
ALLEN, PAUL F	20.00	28,500	-	-	343.43	-
ALLEN, PAUL F	5.10	431,500	210,700	-	7,738.51	-
ALLEN, PAUL F	17.50	3,400	-	-	40.97	-
ALLEN, PAUL F	68.00	8,100	-	-	97.61	-
ALLEN, PAUL F	46.00	5,100	-	-	61.46	-

Owner	Acres	Land	Building	Exempt	Original	Current
ALLEN, RONALD	1.00	44,800	126,500	24,000	1,774.97	-
ALLEN, SIMEON M	2.00	61,200	185,500	24,000	2,683.54	-
ALLEN, SPENCER K	16.00	2,100	7,200	-	112.07	-
ALLEN, STEVE	260.00	95,600	-	-	1,151.98	-
ALLEN, STEVE B	37.70	116,900	84,700	-	2,429.28	-
ALLEN, THOMAS DEAN	15.00	5,400	-	-	65.07	-
ALLEN, TIMOTHY	4.00	42,100	69,500	24,000	1,055.58	-
ALLEN-GRAY, RUTH	0.35	32,900	93,800	-	1,526.74	-
ALLEN-GRAY, RUTH	20.00	200	-	-	2.41	-
ALLEN-GRAY, RUTH	569.00	8,700	-	-	104.84	-
ALLENS PROPERTY TRUST	50.00	47,800	-	-	575.99	-
ALLENS PROPERTY TRUST	5.00	4,800	-	-	57.84	-
ALLENS PROPERTY TRUST	44.00	37,900	-	-	456.70	-
ALLENS PROPERTY TRUST	490.58	91,200	-	-	1,098.96	-
ALTMAN, JOHN	15.20	84,000	25,000	-	1,313.45	-
AMADO, DAVID P	3.50	526,200	387,100	24,000	10,716.07	-
AMATO, DANIELLE MARIE	13.40	162,200	228,000	-	4,701.91	-
AMATO, JOSEPH A	4.90	506,400	944,100	-	17,478.53	-
AMBROSE, JOEL E	1.20	38,800	119,300	24,000	1,615.91	-
AMES, MICHAEL W	3.70	100,700	237,500	-	4,075.31	-
ANDERSON, DENISE	4.76	47,800	109,800	24,000	1,609.88	-
ANDERSON, MARY ANN	2.30	36,500	164,400	24,000	2,131.65	-
ANDREWS, ERICA M	1.40	32,300	88,800	24,000	1,170.06	-
ANDY, EMIL	3.20	4,100	-	-	49.41	-
ANDY, EMIL	2.80	40,700	118,700	24,000	1,631.57	-
ANDY, EMIL	3.20	4,100	-	-	49.41	-
ANNE PARKER CURTIS TRUST	0.50	84,500	106,200	-	2,297.94	-
ANNE PARKER CURTIS TRUST	0.90	2,300	-	-	27.72	-
ANTHONY, GEOFFREY	1.80	27,500	31,600	-	712.16	-
ANTHONY, GEOFFREY	0.14	134,900	208,400	-	4,136.77	-
ANTONELLI, DANIEL L	7.00	52,300	211,900	-	3,183.61	-
ANTONOVYCH FAMILY TRUST	5.10	57,200	147,000	-	2,460.61	-
AQUA DEVELOPMENT CORP	2.27	22,400	-	-	269.92	-
AQUA DEVELOPMENT CORP.	7.50	23,700	-	-	285.58	-
ARABASZ, JOHN A JR	1.68	40,000	229,700	24,000	2,960.69	-
ARHONTES-MARSHALL, LISA	0.50	49,700	144,300	24,000	2,048.50	-
ARNOLD, LYNN E	1.03	38,300	54,800	24,000	832.66	-
ARTICLE IV SUCCESSOR TRUST	3.50	100,400	-	-	1,209.82	-
ARTICLE IV SUCCESSOR TRUST	24.00	1,913,900	200,900	-	25,483.34	-
ARTICLE IV SUCCESSOR TRUST	9.50	843,000	162,100	-	12,111.46	-
ASHCROFT, MARILYN C	5.40	193,500	203,600	24,000	4,495.85	-
ASHE, YALE R	4.00	54,400	70,800	-	1,508.66	-
ASTBURY FAMILY, LLC	0.50	31,200	-	-	375.96	-
ASTBURY, BENJAMIN L	0.25	4,100	2,000	-	73.51	-
ASTBURY, CRYSTAL P	1.50	48,000	93,900	-	1,709.90	-
ASTBURY, DEREK V	2.41	36,700	40,800	24,000	644.67	-
ASTBURY, GLEN	34.00	86,700	191,400	24,000	3,061.91	-
ASTBURY, GLORIA V	32.46	110,200	115,000	24,000	2,424.46	-
ASTBURY, JANET	1.00	38,300	25,700	24,000	482.00	-
ASTBURY, JOSHUA R	2.30	46,700	196,500	-	2,930.56	-
ASTBURY, M. E. & SON, INC.	146.00	129,000	-	-	1,554.45	-
ASTBURY, M. E. & SONS, INC	4.90	53,300	145,100	-	2,390.72	-
ASTBURY, MARY	1.40	34,200	38,200	24,000	583.22	Overpaid
ASTBURY, MICHAEL	25.51	24,400	-	-	294.02	-
ASTBURY, MICHAEL	33.00	102,300	176,500	24,000	3,070.34	-
ASTBURY, MICHAEL	2.60	34,700	-	-	418.14	-
ASTBURY, MICHAEL A	21.60	72,100	182,600	-	3,069.14	-
ASTBURY, MICHAEL A	190.00	135,200	-	-	1,629.16	-
ASTBURY, MICHAEL A	3.60	9,200	-	-	110.86	-
ASTBURY, MICHAEL P	7.90	52,100	155,300	-	2,499.17	-
ASTBURY, RANDOLPH	14.00	21,700	7,000	-	345.84	353.79
ASTBURY, TRAVIS E	5.00	37,600	68,800	24,000	992.92	-
ATHERTON, DORRANCE	2.72	42,600	46,200	24,000	780.84	-
ATHERTON, JUNE	3.00	211,700	99,400	29,760	3,390.15	-
ATHERTON, JUNE	30.00	28,700	-	-	345.84	-
ATHERTON, JUNE G	1.00	38,300	36,800	-	904.96	-
ATHERTON, PAUL	1.00	38,300	82,000	29,760	1,091.01	-
ATCONSOLIDATED, LLC	0.68	108,800	133,900	-	2,924.54	-
ATWOOD, ANN B	0.26	135,200	128,900	-	3,182.41	-
AUSTIN, CHRISTOPHER A	7.17	564,700	446,800	-	12,188.58	-
AUSTIN, CHRISTOPHER A	0.15	4,900	-	-	59.05	-

Owner	Acres	Land	Building	Exempt	Original	Current
AUSTIN, CHRISTOPHER A	-	-	11,800	11,800	-	-
AUSTIN, SUSAN D TRUST	0.24	85,600	163,600	-	3,002.86	-
AVERY, RICHARD A	3.04	72,400	186,400	24,000	2,829.34	-
AWALT, JIMMIE W. REVOCABLE TRUST	179.00	186,000	148,900	24,000	3,746.35	-
B/T RIDGE-WAY, LLC	23.00	5,300	-	-	63.87	-
B/T RIDGE-WAY, LLC	30.00	12,200	-	-	147.01	-
BABSON & DUFFY	-	-	57,800	-	696.49	-
BABSON, BRYCE T	1.95	40,700	212,800	-	3,054.68	-
BACHELLER, THOMAS T	-	-	3,500	3,500	-	-
BACHELLER, THOMAS T	1.50	122,200	110,800	-	2,807.65	-
BACKES, JEAN F	1.51	73,600	130,300	-	2,457.00	-
BACON, JEAN B 1988 TRUST	6.80	776,700	342,400	-	13,485.16	-
BAGADUCE MUSIC LENDING LIBRARY	4.00	187,000	440,000	627,000	-	-
BAILEY, CHARLES	5.83	48,000	60,000	24,000	1,012.20	-
BAILEY, GEOFFREY & STRUEVER, LUCY	5.50	285,800	223,000	-	6,131.04	-
BAIRD-BARNEY, HEATHER	1.50	31,900	-	-	384.40	-
BAKER, AMY D	0.56	136,500	83,800	-	2,654.62	-
BAKER, CAROLE F	2.00	23,000	-	-	277.15	-
BAKER, DANFORD D	1.60	48,300	80,600	29,760	1,194.64	-
BAKER, PETER W	0.40	80,600	-	-	971.23	-
BAKER, PETER W	3.06	30,800	24,000	-	660.34	-
BALDWIN, ANDREW	14.64	67,200	267,300	24,000	3,741.53	-
BALDWIN, CHARLES E	7.86	80,400	1,500	-	986.90	Overpaid
BALDWIN, RIGNAL W	1.83	160,800	157,700	-	3,837.93	-
BALL DANIEL P	1.00	446,300	206,900	-	7,871.06	-
BANNISTER, JOHN	8.03	107,200	170,700	24,000	3,059.50	-
BANNISTER, JOHN	4.40	68,200	-	-	821.81	-
BANNISTER, JOHN	13.00	16,600	-	-	200.03	-
BANNISTER, RICHARD	3.60	6,700	38,300	-	542.25	-
BANNISTER, RICHARD	1.23	38,800	107,000	24,000	1,467.69	-
BANNON, JAMES IV	6.40	41,900	35,800	24,000	647.09	2.35
BANNON, RAINETTE S	0.93	37,300	97,700	-	1,626.75	-
BAR HARBOR BANK & TRUST	0.30	287,000	291,500	-	6,970.93	-
BAR HARBOR BANKING & TRUST	0.90	371,700	243,700	-	7,415.57	-
BARBEAU, GARY P	31.10	35,100	-	-	422.96	-
BARBEAU, GARY P	100.00	141,100	331,900	-	5,699.65	-
BARBEAU, GARY P	3.30	372,300	138,200	-	6,151.53	-
BARBEAU, GARY P	5.70	15,900	5,500	-	257.87	-
BARBEAU, GARY P	17.60	22,000	-	-	265.10	-
BARBEAU, GARY P	5.70	18,400	-	-	221.72	-
BARBEAU, GARY P	6.00	19,100	-	-	230.16	-
BARBEAU, GARY P	4.30	9,900	-	-	119.30	-
BARBEAU, GARY P	3.70	9,600	-	-	115.68	-
BARBEAU, GARY P	4.80	9,900	-	-	119.30	-
BARBEAU, GARY P	5.10	9,400	-	-	113.27	-
BARBEAU, PAUL	31.10	35,100	-	-	422.96	-
BARNES, KATHLEEN H. TRUSTEE	12.30	622,300	491,300	-	13,418.88	-
BARRETT, GERALD E	3.08	77,600	108,800	-	2,246.12	-
BARRETT, JOANNE L (TRUSTEE)	-	-	3,200	3,200	-	-
BARRETT, JOANNE L (TRUSTEE)	2.60	72,100	110,000	24,000	1,905.11	-
BARROWS, R NATHANIEL W	0.11	176,800	78,800	-	3,079.98	-
BARTON, WESLEY K	8.00	140,900	128,300	-	3,243.86	-
BARTON, WESLEY K	-	-	19,800	19,800	-	-
BATES, DONALD	4.97	48,400	113,300	24,000	1,659.29	-
BATES, HANNAH L	4.14	46,300	172,200	-	2,632.93	-
BATES, JOHN W	8.45	72,100	-	-	868.81	Overpaid
BATES, MARY JANE	10.42	61,500	-	-	741.08	Overpaid
BATES, MARY JANE	5.80	84,500	88,100	-	2,079.83	-
BATES, MARY JANE	34.00	43,400	-	-	522.97	-
BATES, NANCY P	4.57	34,600	-	-	416.93	-
BAUER, CHARLES W. Trustee	3.50	87,100	-	-	1,049.56	-
BAUER, F ROBERT	1.00	160,000	341,800	24,000	5,757.49	-
BAY SCHOOL	39.50	323,000	1,027,000	1,350,000	-	-
BEAL, AIMEE	4.88	48,100	132,900	24,000	1,891.85	-
BEAL, CAROLE	144.93	129,400	76,600	24,000	2,193.10	-
BEAL, KRISTINA ERICA	1.07	36,500	68,600	-	1,266.46	-
BEAL, NANETTE	6.90	61,100	-	-	736.26	-
BEAR RIDGE CORPORATION	0.70	68,600	117,800	-	2,246.12	-
BEARDSLEY, ANTHONY W	118.18	30,400	-	-	366.32	-
BEARDSLEY, ANTHONY W	111.00	24,800	-	-	298.84	-
BEARDSWORTH, GERTRUDE	4.28	25,400	-	-	306.07	-

Owner	Acres	Land	Building	Exempt	Original	Current
BEARDSWORTH, GERTRUDE	23.00	3,100	-	-	37.35	-
BEARDSWORTH, GERTRUDE	22.00	3,700	-	-	44.59	-
BEARDSWORTH, GERTRUDE	15.00	2,100	-	-	25.31	-
BEARDSWORTH, GERTRUDE A	290.00	37,900	-	-	456.70	-
BEARDSWORTH, JEFFERY	82.50	64,400	-	-	776.02	-
BEARDSWORTH, JEFFERY H	28.53	36,400	-	-	438.62	-
BEARDSWORTH, JEFFREY	13.15	47,400	-	-	571.17	-
BEARDSWORTH, JEFFREY	40.00	4,900	-	-	59.05	-
BEARDSWORTH, JEFFREY	177.00	115,500	235,400	-	4,228.35	-
BEARDSWORTH, SADIE HELAINE	7.85	40,600	-	-	489.23	-
BEBOUT, NICHOLE L	3.20	77,900	251,600	24,000	3,681.28	-
BEBOUT, SHANNON	4.90	80,300	7,000	-	1,051.96	-
BECK, CHIORI S	61.00	91,800	44,300	-	1,640.01	-
BECTON JR., HENRY	0.64	1,100	-	-	13.26	-
BECTON, CYNTHIA A	6.79	669,300	-	-	8,065.07	-
BECTON, JEAN C. 1995 NOMINEE TRU <sup>S</sup>	6.20	1,820,700	671,200	-	30,027.40	-
BECTON, JEAN R (1/2 INT)	11.00	43,600	-	-	525.38	-
BELL, MARK	5.90	45,600	140,000	24,000	1,947.28	Overpaid
BELL, SCOT	1.70	193,100	216,100	24,000	4,641.66	-
BELL, SCOT A	0.40	168,900	116,200	29,760	3,076.85	-
BENHAM, COURTNEY	1.10	147,100	871,000	-	12,268.11	-
BENHAM, JENNIFER C	1.60	126,600	-	-	1,525.53	-
BENNETT SWAN LLC	0.06	132,600	59,800	-	2,318.42	-
BENSHEIMER, ERICH L	3.00	64,400	40,000	-	1,258.02	-
BENSHEIMER, HILDEGARD	0.50	34,400	180,200	-	2,585.93	-
BERGIN, JAMES	8.00	53,600	243,000	-	3,574.03	-
BERGIN, JAMES	11.00	94,400	323,000	29,760	4,671.06	-
BERGIN, JAMES F	1.10	25,800	-	-	310.89	-
BERKOWITZ, WARREN J	1.20	193,500	136,400	24,000	3,686.10	-
BERTRAND, DOUGLAS E	1.62	61,100	260,800	24,000	3,589.70	-
BEST, ELLEN S. &	1.20	81,300	106,900	24,000	1,978.61	-
BESWICK, ROBERT	0.90	153,900	134,100	-	3,470.40	-
BESWICK, ROBERT J	13.00	58,000	85,800	-	1,732.79	-
BEYER-SPRINGER, CATHRINE V	1.50	48,000	91,400	-	1,679.77	-
BH7, LLC	2.49	143,200	323,700	-	5,626.15	-
BICKS, CAROLINE	1.26	451,700	549,700	-	12,066.87	-
BILLINGS, RONALD M	29.00	73,300	59,000	-	1,594.22	-
BILLINGS, SHANI MCVAY	2.90	77,100	242,900	24,000	3,566.80	-
BING-YOU, ROBERT G	8.19	560,700	514,100	-	12,951.34	-
BIRDSALL, ANDREW E	40.17	5,800	-	-	69.89	-
BIRDSALL, ANDREW E	51.00	8,400	-	-	101.22	-
BIRDSALL, NATHANIEL W	2.50	42,100	32,600	-	900.14	-
BIRDSALL, NATHANIEL W	81.00	63,600	-	-	766.38	-
BIRDSALL, NATHANIEL W	165.00	69,500	41,000	24,000	1,042.33	-
BIRDSALL, NATHANIEL W JR	8.00	47,200	143,200	-	2,294.32	-
BIRDSALL, NATHANIEL W SR	90.00	102,400	-	-	1,233.92	-
BIRK, SUSAN	3.30	123,600	164,800	-	3,475.22	3,555.15
BISON FREE RANGE	3,265.00	349,700	-	-	4,213.89	-
BIXBY, JULIA	36.40	78,900	198,000	24,000	3,047.45	-
BJORKMAN, THOMAS	1.10	340,900	1,000	-	4,119.90	-
BJORKMAN, THOMAS	1.70	164,500	383,400	24,000	6,313.00	-
BLACK, AMANDA	0.80	108,700	165,500	24,000	3,014.91	-
BLACK, AMANDA 1/4 INT, LEACH, BRE	17.83	66,100	144,900	-	2,542.55	-
BLACK, AUSTIN	5.40	47,600	34,300	-	986.90	1,009.60
BLACK, DENNIS	3.00	48,500	24,700	24,000	592.86	-
BLACK, LEWIS F	0.50	30,800	65,700	24,000	873.63	-
BLACK, OTTO V	4.10	48,200	42,100	-	1,088.12	-
BLACK, PHILLIP	35.90	89,600	155,900	24,000	2,669.08	-
BLAKE, CHARLES	3.40	31,600	-	-	380.78	-
BLAKE, GEORGE	2.00	40,800	125,100	-	1,999.10	2,045.08
BLAKE, STEVEN W	1.50	31,000	128,700	24,000	1,635.19	-
BLANCHARD, SCOTT H	1.20	67,700	330,600	24,000	4,510.31	-
Blanchard, Stefan G	83.00	132,400	92,500	-	2,710.05	-
BLANCHARD, STEFEN	0.10	34,500	74,500	-	1,313.45	-
BLEAKNEY, CHARLES W III	2.00	72,900	76,100	-	1,795.45	-
BLOOM, MICHELLE	0.68	61,800	52,400	-	1,376.11	-
BLUE ACRES, LLC	16.66	15,900	-	-	191.60	-
BLUE ACRES, LLC	278.00	189,600	-	-	2,284.68	-
BLUE BERRY HILL LLC	79.00	3,068,100	1,619,900	-	56,490.40	-
BLUE HILL AGRICULTURAL ASSOC.	99.10	430,800	307,300	738,100	-	-
BLUE HILL BOATS, INC	6.50	510,100	261,200	-	9,294.16	-

Owner	Acres	Land	Building	Exempt	Original	Current
BLUE HILL CONSOLIDATED SCHOOL	-	-	3,129,500	3,129,500	-	-
BLUE HILL CO-OP	-	-	129,000	129,000	-	-
BLUE HILL CO-OP	5.50	126,400	1,036,900	-	14,017.77	-
BLUE HILL DEPT STORE	0.10	168,900	172,100	-	4,109.05	-
BLUE HILL HARBOR SCHOOL	3.00	77,400	267,200	344,600	-	-
BLUE HILL HERITAGE TRUST	0.02	3,600	-	-	43.38	-
BLUE HILL HERITAGE TRUST	0.30	1,600	-	-	19.28	-
BLUE HILL HERITAGE TRUST	388.85	49,100	2,000	-	615.76	-
BLUE HILL HERITAGE TRUST	25.00	17,900	-	-	215.70	-
BLUE HILL HERITAGE TRUST	16.50	2,300	-	-	27.72	-
BLUE HILL HERITAGE TRUST	865.00	91,800	-	-	1,106.19	-
BLUE HILL HERITAGE TRUST	4.20	51,500	98,100	-	1,802.68	-
BLUE HILL HERITAGE TRUST, INC	232.70	24,500	-	-	295.23	-
BLUE HILL HERITAGE TRUST, INC	3.00	5,500	-	-	66.28	-
BLUE HILL HERITAGE TRUST, INC	10.65	65,400	167,300	-	2,804.04	-
BLUE HILL HISTORICAL SOCIETY	0.40	178,900	260,800	439,700	-	-
BLUE HILL I.O.O.F.	0.10	111,500	156,700	268,200	-	-
BLUE HILL I.O.O.F.	0.10	55,700	76,900	-	1,597.83	-
BLUE HILL INVESTMENT, LLC	3.50	136,400	611,100	-	9,007.38	-
BLUE HILL LAND GROUP, LLC	2.00	241,400	656,600	-	10,820.90	-
BLUE HILL MEMORIAL HOSPITAL	0.84	241,400	4,775,500	5,016,900	-	-
BLUE HILL MEMORIAL HOSPITAL	5.80	1,972,000	10,852,500	12,824,500	-	-
BLUE HILL MEMORIAL HOSPITAL	1.90	438,600	145,900	584,500	-	-
BLUE HILL MEMORIAL HOSPITAL	0.50	188,000	269,300	-	5,510.47	-
BLUE HILL MEMORIAL HOSPITAL	0.50	188,000	196,700	-	4,635.64	-
BLUE HILL MEMORIAL HOSPITAL	0.09	200	-	-	2.41	2.47
BLUE HILL MEMORIAL HOSPITAL	60.42	126,900	-	-	1,529.15	1,564.32
BLUE HILL MOUNTAIN LEASING	1.00	59,500	19,800	-	955.57	Overpaid
BLUE HILL PISTOL & RIFLE CLUB	1.20	38,800	64,300	-	1,242.36	-
BLUE HILL PISTOL & RIFLE CLUB	7.40	40,000	7,800	-	575.99	-
BLUE HILL PLUMBING & HEATING	1.49	52,200	54,100	-	1,280.92	-
BLUE HILL PUBLIC LIBRARY	0.50	188,000	1,020,900	1,208,900	-	-
BLUE HILL REAL ESTATE, LLC	1.20	64,300	555,000	-	7,462.57	-
BLUE HILL STORAGE, LLC	6.20	55,900	212,700	-	3,236.63	Overpaid
BLUE HILL TERRACE	1.90	484,500	899,400	-	16,676.00	-
BLUE HILL TOWN LANDING	0.06	41,600	-	41,600	-	-
BLUMBERG, JUANITA D REVOCABLE TF	0.75	128,800	-	-	1,552.04	Overpaid
BLUMBERG, JUANITA D. TRUSTEE OF R	3.70	163,900	-	-	1,975.00	Overpaid
BNY MELON, NA, TRUSTEE OF BEEBE DI	22.30	1,730,500	501,400	-	26,894.40	-
BOARDMAN, WILLIAM M	5.00	229,500	-	-	2,765.48	-
BOATHOUSE 1418 LLC	13.20	151,600	277,800	-	5,174.27	-
BOATHOUSE 1418 LLC	1.15	38,600	118,600	-	1,894.26	-
BOISVERT, CHRISTIENNE B	5.30	114,100	176,700	-	3,504.14	-
BONATOS, MANOLI	0.50	1,300	-	-	15.67	-
BONATOS, MANOLI	0.70	57,600	77,600	-	1,629.16	-
BOS, NANCY	2.17	75,200	126,200	24,000	2,137.67	-
BOULET, RICHARD G	0.90	69,500	127,600	24,000	2,085.86	-
BOULGER, LYNN	0.95	70,700	118,300	-	2,277.45	Overpaid
BOWDEN, BRENDA	0.11	1,100	1,900	-	36.15	-
BOWDEN, DEFAURICE	42.25	35,300	-	-	425.37	-
BOWDEN, DEFAURICE	3.75	39,200	44,000	24,000	713.36	-
BOWDEN, DONALD	1.20	44,400	64,100	-	1,307.43	-
BOWDEN, DONALD	0.91	37,100	98,400	24,000	1,343.58	-
BOWDEN, HENRY B	10.00	55,300	80,800	-	1,640.01	-
BOWDEN, JACKIE	5.66	45,000	123,200	24,000	1,737.61	-
BOWDEN, JEANETTE	-	-	1,300	-	15.67	-
BOWDEN, LELAND	1.70	39,900	15,000	29,760	302.94	-
BOWDEN, ROBIN L	2.00	32,300	99,000	24,000	1,292.96	-
BOWEN, ROBIN H.	5.10	41,100	34,100	-	906.16	-
BOWEN, ROBIN H.	3.00	16,200	-	-	195.21	-
BOWEN, ROBIN H.	0.64	33,200	155,900	24,000	1,989.46	-
BOWEN, ROBIN H.	0.57	9,600	2,800	-	149.42	-
BOYAJIAN, CHRISTA	0.55	68,000	160,300	-	2,751.02	-
BOYAJIAN, CHRISTA	12.10	58,800	100,400	24,000	1,629.16	-
BRADLEY, DANIEL L	3.00	34,900	61,900	24,000	877.24	-
BRADSHAW, NATHANIEL B	2.00	40,800	38,000	-	949.54	-
BRAGDON, DANA	10.00	54,200	125,000	24,000	1,870.16	-
BRAGDON, DANA	16.00	47,200	160,000	-	2,496.76	-
BRAMBLE, BARBARA	-	59,500	109,000	-	2,030.43	-
BRANCO, ANNE-MARIE	10.10	56,200	200,600	24,000	2,805.24	-
BRAY, MARJORIE D	1.80	73,300	151,800	-	2,712.46	-

Owner	Acres	Land	Building	Exempt	Original	Current
BRAYTON, PAUL F	6.33	117,200	144,300	-	3,151.08	-
BRECHER, MARTIN I	3.20	43,900	124,000	24,000	1,734.00	-
BREECE, ANDREW W	3.47	36,000	165,200	-	2,424.46	Overpaid
BREUS, ALEXANDRA TRUSTEE	3.60	173,800	503,000	-	8,155.44	-
BREUS, EKATERINA A	0.28	45,900	105,300	24,000	1,532.76	-
BREUS, SERGEI	34.21	230,700	79,800	-	3,741.53	-
BREUS, SERGEI	1.95	165,500	438,100	-	7,273.38	-
BREUS, SERGEI	23.08	65,100	-	-	784.46	-
BREUS, SERGEI	15.60	800	-	-	9.64	-
BREUS, SERGEI	17.00	54,300	-	-	654.31	-
BRIGGS, JAMES E	0.50	90,200	-	-	1,086.91	-
BRIGGS, JEAN E	2.40	41,800	168,100	-	2,529.30	-
BRILLHART, JULIA G	0.92	175,000	295,400	-	5,668.32	-
BRITT, ELIZABETH M	27.50	312,400	196,600	29,760	5,774.84	10.81
BROOKMAN, STEVEN P	4.90	178,100	254,700	29,760	4,856.63	-
BROOKMAN, STEVEN P	0.50	36,100	-	-	435.01	-
BROOKMAN, STEVEN P	5.20	179,400	-	-	2,161.77	-
BROUGHTON, MATTHEW	8.09	53,700	143,500	24,000	2,087.06	-
BROWER, HOWARD S	3.40	18,900	-	-	227.75	232.99
BROWER, HOWARD S	2.40	16,300	-	-	196.42	200.94
BROWER, HOWARD S	3.80	19,900	-	-	239.80	245.32
BROWER, HOWARD S	1.60	14,300	-	-	172.32	176.28
BROWER, HOWARD S	2.00	15,300	-	-	184.37	188.61
BROWER, HOWARD S	2.90	17,600	-	-	212.08	216.96
BROWER, HOWARD S	3.10	18,100	-	-	218.11	223.13
BROWER, HOWARD S	3.30	18,600	-	-	224.13	229.28
BROWN TROWBRIDGE PROPERTIES	105.70	119,500	-	-	1,439.98	-
BROWN, JACOB A	7.00	12,800	17,200	-	361.50	-
BROWN, JULIANA	6.66	87,400	-	-	1,053.17	-
BROWN, JULIANA C	57.30	123,500	171,600	24,000	3,266.76	-
BROWN, LOREN	11.00	57,400	142,900	24,000	2,124.42	-
BROWN, MARECHAL	0.40	101,700	167,200	-	3,240.25	-
BROWN, RONALD	2.30	167,000	225,600	24,000	4,441.63	-
BROWNBACK, DEIRDRE D	47.50	91,200	31,100	-	1,473.72	-
BROWNE, MIQUEL D	1.82	165,000	140,500	-	3,681.28	-
BROWNE, ROBERT C JR	47.00	20,000	-	-	241.00	Overpaid
BROWNLOW, MELISSA,	2.13	136,400	219,700	-	4,291.01	-
BROWNLOW, WESTON	9.01	67,600	-	-	814.58	-
BROWNLOW, WESTON C	1.60	65,300	158,800	24,000	2,411.21	-
BRUBAKER, CHARLES D	11.20	43,200	-	-	520.56	-
BRUNO, BLAS	2.27	75,500	135,700	24,000	2,255.76	-
BRYAN, QUATIE	1.31	78,800	133,700	24,000	2,271.43	-
BRYANT, DANIEL JAMES	11.30	10,800	-	-	130.14	Overpaid
BRYANT, STEPHEN L	1.19	218,400	256,500	24,000	5,433.35	-
BRYANT, TIMOTHY W	2.09	41,000	32,100	-	880.86	-
BRYANT, TIMOTHY W	25.63	76,000	226,900	24,000	3,360.75	-
BSCS CAPITAL PRESERVATION L.P.	2.29	377,000	-	-	4,542.85	-
BUBEL, LISA M	1.00	35,500	22,100	24,000	404.88	-
BUCK, LEONARD	2.30	990,900	648,800	-	19,758.38	-
BUDDINGTON, JAMES	52.00	95,700	-	-	1,153.19	-
BUDDINGTON, JAMES	0.25	28,100	41,200	24,000	545.87	-
BUDDINGTON, JAMES	66.93	118,600	115,100	-	2,816.09	-
BUDDINGTON, JAMES R	1.41	39,300	151,500	-	2,299.14	-
BUGBEE, THOMAS	1.50	163,600	192,800	24,000	4,005.42	-
BULLARD, GEORGE C. Jr. & ANNA CO T	1.50	469,400	-	-	5,656.27	-
BULLARD, GEORGE C. Jr. & ANNA CO T	2.40	569,000	60,900	-	7,590.30	-
BUNGALOW AND BUNGALHIGH REV T	0.30	69,800	-	-	841.09	-
BUNGALOW AND BUNGALHIGH REVO	0.40	382,000	68,800	-	5,432.14	-
BUNKER, MICHAEL	0.25	50,200	88,300	-	1,668.93	-
BURBINE, SANDRA	9.00	53,600	36,200	-	1,082.09	-
BURGESS, KENNETH W	5.50	67,600	146,300	24,000	2,288.30	-
BURKERT, VIRGINIA	5.00	40,800	100,100	24,000	1,408.65	-
BURKERT, WILLIAM J	8.50	36,300	-	-	437.42	-
BURKHARDT, THORA	3.50	553,600	29,400	-	7,025.15	-
BURNETT, JAMES	10.80	91,100	124,700	24,000	2,311.19	-
BURNS, JOHN F	15.60	800	-	-	9.64	-
BURNS, JOHN F	3.60	173,800	320,600	24,000	5,668.32	-
BURNS, JOSEPH J	11.39	57,900	106,800	-	1,984.64	-
BURNS, KIRBY L	0.50	28,100	32,000	-	724.21	-
BURPEE, BRITTANY NICOLE CARTER-	4.60	40,300	76,200	-	1,403.83	-
BURT, ADRIENNE D'ENTREMONT	2.80	42,800	99,600	24,000	1,426.72	-

Owner	Acres	Land	Building	Exempt	Original	Current
BUSH, CHARLES	20.00	19,100	-	-	230.16	-
BUSH, JAMES E	15.00	21,300	19,200	24,000	198.83	-
BUTLER, ELIZABETH JANE	3.60	69,900	115,800	24,000	1,948.49	-
BUTLER, ERIN McKAY	2.50	42,100	153,900	24,000	2,072.60	Overpaid
BUTLER, GERALD	0.80	69,000	177,400	24,000	2,679.92	-
BUTLER, GERALD	43.02	85,500	-	-	1,030.28	-
BUTLER, JANET	13.00	78,400	118,200	24,000	2,079.83	-
BUTLER, JASON	3.00	43,400	158,100	24,000	2,138.88	-
BUTLER, MICHAEL J	12.29	58,200	23,100	-	979.67	1,002.20
BYERS TRUST, DOUGLAS S.	3.50	163,600	2,000	-	1,995.48	-
BYERS, IVARS	1.00	38,300	138,600	-	2,131.65	-
BYRNE, ROBERT F	1.50	299,100	371,500	-	8,080.73	-
BYRNE, ROBERT F	2.00	238,300	-	-	2,871.52	-
CAHN, MARK D	12.00	213,400	204,600	-	5,036.90	-
CALVARY CHAPEL DOWNEAST	2.00	40,800	42,800	-	1,007.38	1,104.51
CAMP, ELIZABETH 1/2 INT	62.75	539,800	19,100	-	6,734.75	7,096.54
CAMP, FREDERIC A. 1/2 INT	62.75	539,800	19,100	-	6,734.75	13,988.83
CAMP, JOAN	11.10	57,500	121,200	24,000	1,864.14	-
CANDAGE, ALLISON	20.00	74,000	120,400	-	2,342.52	-
CANDAGE, BRUCE	55.00	115,600	196,000	24,000	3,465.88	-
CANDAGE, DARRYL	50.00	112,200	119,600	24,000	2,503.99	-
CANDAGE, JOHN	9.00	1,000	-	-	12.05	-
CANDAGE, JOHN D	94.00	178,300	240,700	-	5,048.95	-
CANDAGE, JOHN D	0.50	401,600	372,300	-	9,325.50	Overpaid
CANDAGE, RUSSELL	0.74	63,900	84,500	24,000	1,499.02	-
CANDAGE, TIMOTHY D	0.75	22,100	-	-	266.31	-
CANNON, DOUGLAS H	1.40	513,700	81,700	-	7,174.57	-
CAPLAN, DAVID C	14.00	61,200	165,400	24,000	2,441.33	-
CAPLAN, DAVID C	0.17	150,400	68,400	-	2,636.54	-
CARD, JAMES B., II	50.00	31,900	-	-	384.40	-
CARDINAL CAPITAL PARTNERS, LLC	2.20	387,800	105,200	-	5,940.65	-
CAREW, JOHN R	20.00	47,900	-	-	577.20	-
CAREY, JAMES F	1.70	74,000	170,000	-	2,940.20	-
CARLSON, STEPHEN F	1.85	126,900	208,300	-	4,039.16	-
CARNER, DAVID V JR	68.72	115,100	273,300	-	4,680.22	-
CARR, KATHLEEN	3.00	157,300	-	-	1,895.47	-
CARR, KATHLEEN	2.20	669,800	-	-	8,071.09	-
CARR, KATHLEEN	1.90	853,600	956,800	-	21,815.32	-
CARR, KATHLEEN MEERMAN	2.70	117,700	-	-	1,418.29	-
CARR-SMITH, PETER MICHAEL	3.50	530,200	189,100	-	8,667.57	-
CARTER, ADAM	0.97	35,400	91,000	-	1,523.12	-
CARTER, CARL	1.00	33,200	111,700	24,000	1,456.85	-
CARTER, DEAN A	12.00	53,600	40,000	24,000	838.68	-
CARTER, ELIZABETH JM	2.30	627,300	92,500	-	8,673.59	-
CARTER, GAILEN	4.22	33,700	-	-	406.09	897.37
CARTER, JANEL	1.00	55,800	57,300	24,000	1,073.66	-
CARTER, JAY	4.50	32,700	9,100	24,000	214.49	-
CARTER, JEREMY R	95.88	140,800	-	-	1,696.64	-
CARTER, JEREMY R	4.70	42,600	146,900	-	2,283.48	-
CARTER, JOSEPH B	3.02	38,300	50,700	-	1,072.45	-
CARTER, KRISTY	37.40	85,900	11,900	-	1,178.49	-
CARTER, PAUL	40.00	51,000	-	-	614.55	-
CARTER, PAUL O	60.00	52,900	-	-	637.45	-
CARTER, REBECCA J	1.00	33,200	48,400	24,000	694.08	-
CARTER, ROBERT C	11.00	39,900	66,600	24,000	994.13	-
CARTER, ROBERT H	3.00	38,300	131,500	24,000	1,756.89	-
CARTER, TERESA - LIFE ESTATE	100.43	61,100	34,000	24,000	856.76	-
CASEY, SHARON	1.80	45,400	82,100	-	1,536.38	-
CASEY, SHARON	6.16	43,600	-	-	525.38	-
CASEY, SHARON R	3.89	38,000	-	-	457.90	-
CASTINO, BERNARD A	14.00	85,400	130,500	-	2,601.59	-
CASTLEBERRY DENTAL, LLC	1.20	105,300	232,200	-	4,066.88	-
CHAMBERLAIN, BRUCE	0.50	67,800	109,000	-	2,130.44	-
CHAPMAN, FISHER D	2.90	269,600	165,600	-	5,244.16	-
CHAPMAN, JOHN D	2.06	93,800	303,600	24,000	4,499.47	-
CHAPMAN, ROBERT	23.00	26,500	24,700	-	616.96	-
CHAPMAN, ROBERT D	1.70	68,900	165,200	24,000	2,531.71	-
CHAPMAN, W DAVID	1.40	163,200	99,800	-	3,169.15	-
CHARLES, ALLISON	4.40	21,400	2,000	-	281.97	-
CHARLES, ALLISON	1.00	89,300	131,300	24,000	2,369.03	-
CHARLES, KENNETH	5.10	74,200	195,100	-	3,245.07	-



Owner	Acres	Land	Building	Exempt	Original	Current
CHASE, DIANA F (TRUSTEE)	5.77	899,900	192,400	-	13,162.22	-
CHASE, JOHNATHAN	1.68	92,100	109,400	24,000	2,138.88	-
CHASE, LORI A	16.50	68,100	218,500	24,000	3,164.33	-
CHASE, LORI A	1.00	43,400	85,800	-	1,556.86	Overpaid
CHATFIELD MAINE PROPERTY, LLC	1.50	103,200	181,400	-	3,429.43	-
CHENEY, LYNN E	5.30	179,800	455,500	24,000	7,366.17	-
CHERNY, NATASHA O	14.50	56,700	111,000	-	2,020.79	Overpaid
CHILSON, SAMANTHA	2.46	70,900	60,100	-	1,578.55	-
CHITTENDEN, ADAM B	0.50	24,000	-	-	289.20	-
CHITTENDEN, ADAM B	5.22	74,200	116,700	24,000	2,011.15	-
CHITTENDEN, BETTY P	4.30	72,200	142,800	-	2,590.75	-
CHITTENDEN, HOWARD	35.86	201,500	473,300	24,000	7,842.14	-
CHITTENDEN, IAN	5.50	92,200	193,100	-	3,437.87	-
CHITTENDEN, ISAAC P	3.80	70,900	158,700	-	2,766.68	-
CHRISTIAN, DONALD A	2.01	503,500	116,700	-	7,473.41	-
CHRISTOPHER D. PAPPAS Revocable 1	2.02	931,600	32,400	-	11,616.20	-
CHRISTOS, PHYLLIS S	1.30	64,500	80,700	-	1,749.66	-
CHRISTY, LILLIAN F	5.20	37,100	83,400	24,000	1,162.83	-
CHURCH, DONALD & SUSAN	22.50	72,000	82,800	24,000	1,576.14	-
CHURCHILL, MARK S	0.80	69,000	92,700	-	1,948.49	-
CIOMEI, SETH G	1.19	37,800	127,500	24,000	1,702.67	1,741.83
CLAIRE, AVY	0.80	33,600	85,800	24,000	1,149.57	-
CLAIRWOOD, INC.	54.00	181,800	6,100	-	2,264.20	-
CLAIRWOOD, INC.	105.00	13,600	-	-	163.88	-
CLAPP, LESLIE ANNE	10.30	9,800	-	-	118.09	-
CLAPP, PATRICIA A	0.40	106,800	177,800	24,000	3,140.23	-
CLAPP, PETER	0.30	178,100	84,700	-	3,166.74	-
CLAPP, PETER	0.70	181,500	258,800	-	5,305.62	-
CLAPP, PETER	0.20	235,700	38,000	-	3,298.09	-
CLAPP, PETER	8.00	38,500	-	-	463.93	-
CLAPP, ROBERT	-	-	10,200	-	122.91	-
CLAPP, ROBERT M	178.00	203,500	13,200	-	2,611.24	-
CLAPP, ROBERT M	20.00	56,100	-	-	676.01	-
CLAPP, ROBERT M	27.72	39,600	-	-	477.18	-
CLAPP, ROBERT M	32.70	33,900	-	-	408.50	-
CLAPP, SANDRA	4.50	84,800	198,100	24,000	3,119.75	-
CLAPP, SARAH K	2.00	74,800	333,100	-	4,915.20	-
CLAPP, TROY	4.70	70,200	140,100	24,000	2,244.92	-
CLARK, CHALMERS C	1.80	352,900	72,200	-	5,122.46	-
CLARK, TIMOTHY	40.00	102,900	139,100	24,000	2,626.90	-
CLARKE, JANET P	1.10	38,500	84,900	-	1,486.97	-
CLAYTON, GRACE R	0.46	58,900	80,400	-	1,678.57	-
CLEMENTS, BETH	15.70	88,900	525,600	-	7,404.73	-
CLEMENTS, BETH R	1.48	34,400	187,500	-	2,673.90	-
CLEMENTS, MADELINE	12.00	37,400	-	-	450.67	-
CLEMENTS, ROBERT M	2.30	273,300	421,400	-	8,371.14	-
CLEMENTS, ROBERT M	2.60	483,100	239,000	-	8,701.31	-
CLEMENTS, THOMAS TRUSTEE	22.00	3,531,500	1,400,200	-	59,426.99	-
CLEWS, HENRIETTA	3.00	7,700	-	-	92.79	-
CLEWS, HENRIETTA T	1.10	173,200	121,500	24,000	3,261.94	3,336.96
CLEWS, HENRY A	2.40	186,300	116,400	-	3,647.54	-
CLIFFORD, DARON	3.48	44,600	120,400	-	1,988.25	-
CLINTON, SALLY A	0.16	109,700	61,800	-	2,066.57	-
CLUETT, JULIA STURTEVANT (TRUSTEE)	0.60	68,200	194,900	-	3,170.36	-
CLUETT, MARK S. REVOCABLE TRUST	1.70	920,100	373,300	-	15,585.47	-
COHEN, SANFORD R	1.04	37,200	130,400	-	2,019.58	-
COIT, DANIEL G	2.00	860,600	289,100	-	13,853.89	-
COLBY, JOSEPH S	2.00	45,900	152,800	29,760	2,035.73	-
COLBY, JOSEPH S	3.20	35,900	-	-	432.60	-
COLBY, JOSEPH S	5.00	8,200	-	-	98.81	-
COLBY, JOSEPH S	10.00	17,900	-	-	215.70	-
COLE, KEVIN TRUSTEE	0.60	2,600	-	-	31.33	-
COLE, KEVIN TRUSTEE	2.11	135,400	-	-	1,631.57	-
COLE, SALLY L. & ROBERT A. TRUSTEE	0.70	58,700	-	-	707.34	-
COLE, SALLY L. TRUSTEE	7.20	142,100	375,800	-	6,240.70	-
COLEMAN, BRETT A	6.00	45,900	176,300	-	2,677.51	-
COLLINS, JOSHUA	5.00	4,800	-	-	57.84	59.17
COLLINS, JOSHUA	5.00	4,800	-	-	57.84	59.17
COLLINS, JOSHUA S	5.10	105,800	-	-	1,274.89	1,304.21
COLLINS, JOSHUA S	5.00	4,800	-	-	57.84	59.17
COLLINS, SAGE N	1.00	40,100	150,400	-	2,295.53	-

Owner	Acres	Land	Building	Exempt	Original	Current
COLUMBER, KELLEY A	0.50	49,700	70,200	-	1,444.80	-
CONARY, MARGARET E	0.50	67,800	108,800	24,000	1,838.83	-
CONBOY, JAMES D	6.10	76,600	57,700	-	1,618.32	-
CONGREGATIONAL CHURCH	0.50	188,000	296,000	484,000	-	-
CONKLIN POWERS, BRIAN	1.61	39,800	145,800	-	2,236.48	-
CONLEY, FLORENCE	1.00	22,700	-	-	273.54	-
CONLEY, FLORENCE P	4.70	4,500	-	-	54.23	-
CONLEY, LOIS C	40.00	12,100	-	-	145.81	-
CONLEY, MICHAEL & LOIS	69.40	96,100	101,300	24,000	2,089.47	-
CONLON, JOSEPH	2.10	46,000	261,500	24,000	3,416.18	-
CONLON, THOMAS	1.30	31,000	15,300	-	557.92	1,211.83
CONLON, THOMAS JR	1.80	45,400	122,900	24,000	1,738.82	-
CONNOLLY, PAUL C	2.00	33,200	-	-	400.06	409.26
CONSTANTINOPLE, DONNA M (TRUSTE	8.50	418,400	171,100	-	7,103.48	-
CONSTANTINOPLE, DONNA M (TRUSTE	0.80	2,000	-	-	24.10	-
CONTERIO, RONALD	6.02	93,500	177,000	24,000	2,970.33	-
COOKMAN, SANDRA J	41.00	78,200	-	-	942.31	-
COOKMAN, SANDRA J	65.00	96,100	-	-	1,158.00	-
COOKMAN, SANDRA J	66.50	97,100	-	-	1,170.06	-
COOKMAN, SANDRA J	23.50	52,100	-	-	627.80	-
COOPER, JUDITH	5.70	602,200	1,262,200	-	22,466.02	-
COOPER, MARTHA	2.10	194,800	299,400	-	5,955.11	-
COPITHORNE, PETER G	1.05	149,400	255,700	-	4,881.46	-
COTE, OMER EUGENE	1.00	67,400	108,600	-	2,120.80	-
COTE, RONALD & CHRISTINE (Life Esta	1.90	74,500	110,800	24,000	1,943.67	-
COURTOT, BRITTANY A	0.70	52,200	75,700	-	1,541.20	Overpaid
COUSINS, ADAM D	3.27	49,100	45,400	-	1,138.72	-
COUSINS, ADAM D	0.80	48,200	127,300	-	2,114.78	Overpaid
COUSINS, AVIS	6.00	90,700	76,200	24,000	1,721.95	-
COUSINS, CANDY	-	-	2,500	-	30.13	167.69
COUSINS, DAVID	42.00	84,200	21,400	-	1,272.48	-
COUSINS, DAVID	16.00	108,400	82,100	-	2,295.53	-
COUSINS, DAVID	1.50	39,500	139,900	-	2,161.77	-
COUSINS, DAVID	40.00	15,300	-	-	184.37	-
COUSINS, DAVID	4.00	33,200	-	-	400.06	-
COUSINS, DAVID M	6.70	47,400	58,800	24,000	990.51	-
COUSINS, DAVID M	2.28	5,800	-	-	69.89	-
COUSINS, JR ROBERT L	14.50	61,000	42,800	24,000	961.59	-
COUSINS, MARK	-	-	10,900	-	131.35	-
COUSINS, MATTHEW	2.87	30,300	-	-	365.12	Overpaid
COUSINS, MATTHEW D	2.00	49,700	132,100	-	2,190.69	2,241.08
COUSINS, MATTHEW D	1.70	37,500	13,500	-	614.55	-
COUSINS, MATTHEW H	1.00	13,600	-	-	163.88	Overpaid
COUSINS, MATTHEW H	0.70	78,200	24,300	-	1,235.13	Overpaid
COUSINS, MATTHEW H	2.50	834,500	287,000	-	13,514.08	-
COUSINS, MATTHEW H	1.83	131,400	148,000	-	3,366.77	-
COUSINS, MATTHEW H	2.99	25,000	-	-	301.25	Overpaid
COUSINS, MATTHEW H	3.22	25,600	-	-	308.48	Overpaid
COUSINS, MORGAN	2.94	48,300	132,900	24,000	1,894.26	-
COUSINS, R JANE	0.57	205,300	140,800	29,760	3,811.90	-
COUSINS, ROBERT JR	6.25	76,800	129,600	24,000	2,197.92	-
COUSINS, SHANA B	7.89	48,300	86,800	-	1,627.96	-
COUSINS, THERESA M	3.80	45,400	148,700	-	2,338.91	-
COUSINS, WILLIAM H	7.00	77,800	99,300	24,000	1,844.86	-
CP BLUE HILL SENIOR PROPERTIES T1C	28.80	457,400	4,780,400	-	63,115.49	-
CRAMPTON, GEORGE	0.65	58,800	119,200	-	2,144.90	Overpaid
CRAWFORD, JAMES BARTLETT	1.80	892,500	859,100	-	21,106.78	-
CRIPPEN, MELINDA ANN	7.99	53,500	123,100	24,000	1,838.83	-
CRISPIN, BILL	9.40	955,800	1,241,700	-	26,479.88	-
CROMWELL, SCOTT P	5.75	181,700	685,400	-	10,448.56	-
CRONENBERG, LIZABETH BECTON	6.83	740,200	-	-	8,919.41	-
CROSBY, JOAN P	7.25	134,900	21,400	-	1,883.42	-
CROWE, NANCY SHOPE	5.00	48,500	272,200	24,000	3,575.24	-
CROWE, THOMAS H	7.40	134,300	38,100	-	2,077.42	-
CROWLEY, TIMOTHY C	7.50	78,400	211,000	24,000	3,198.07	-
CUMMINS, LESLIE	1.12	48,400	73,100	-	1,464.08	-
CUNEO, CHRISTINE E	2.30	41,600	167,200	-	2,516.04	-
CUNNANE, KELLY A	0.64	60,400	123,000	-	2,209.97	-
CURLIK, MARTIN R	75.72	991,800	1,229,500	24,000	26,477.47	-
CURTIS COVE, LLC.	1.80	-	-	-	-	-
CURTIS, DOROTHY L. GRINDLE LIVING	9.30	46,400	216,600	24,000	2,879.95	-

Owner	Acres	Land	Building	Exempt	Original	Current
CURTIS, BARRY	0.50	32,500	9,200	24,000	213.29	-
CURTIS, CAROLINE B	1.90	325,600	266,300	24,000	6,843.20	-
CURTIS, CLINTON	10.00	56,100	200,600	24,000	2,804.04	-
CURTIS, CLINTON	0.34	178,400	62,000	-	2,896.82	-
CURTIS, CLINTON	0.18	54,100	-	-	651.91	-
CURTIS, DANNER	29.94	63,700	-	-	767.59	-
CURTIS, DONALD L	52.00	69,400	-	-	836.27	-
CURTIS, DOROTHY	27.38	91,000	249,300	-	4,100.62	-
CURTIS, DOROTHY L	2.15	47,600	113,600	-	1,942.46	-
CURTIS, JONATHAN	2.00	38,600	94,100	24,000	1,309.84	-
CURTIS, JONATHAN P	13.80	535,200	391,500	-	11,166.74	-
CURTIS, JONATHAN P	5.64	194,800	-	-	2,347.34	-
CURTIS, MALINDA J	5.08	97,500	398,500	-	5,976.80	-
CURTIS, ROLAND	0.80	42,200	94,600	29,760	1,289.83	-
CUTLER, GLADYS M	6.30	911,900	446,000	-	16,362.70	-
CUTSHALL, DANIEL E	8.00	56,700	136,000	-	2,322.04	Overpaid
CUTWA, JOSEPH L	5.03	78,300	-	-	943.52	-
CYMBALSKI, ZENA	5.00	53,600	125,900	24,000	1,873.78	-
CYNTHIA ANN BECTON 1986 REV TRUS	12.10	843,200	-	-	10,160.56	-
CYPHERS, JAMES A	5.00	40,800	-	-	491.64	-
DA, NAN Z	22.60	150,400	61,300	-	2,550.99	1.72
DA, NAN Z	6.00	33,200	-	-	400.06	0.68
DA, NAN Z	0.21	47,900	24,400	-	871.22	-
DAFOE, RALPH, CORNELIA	3.00	488,800	85,900	-	6,925.14	Overpaid
D'AMATO, WILLIAM	0.70	63,200	94,600	24,000	1,612.29	-
DAMON, JENNIE	-	-	9,300	-	112.07	114.65
DAMON, TYLER A	8.78	54,500	63,800	-	1,425.52	-
DAN, ROBERT	1.50	44,600	128,300	-	2,083.45	-
DANA W. SAWYER TRUST (50% INT)	1.23	23,300	9,100	-	390.42	-
DANFORTH HOUSE, LLC	2.80	946,100	110,500	-	12,732.03	-
DANICO, JOHN	50.00	81,600	-	-	983.28	2,091.55
DANICO, THOMAS	46.25	83,200	4,600	24,000	768.79	-
DANIELS, JANE S	6.00	93,500	184,600	24,000	3,061.91	-
DANIELSON, DAVID	35.10	113,600	253,600	24,000	4,135.56	-
DANIELSON, DAVID P JR	1.00	35,400	44,800	-	966.41	-
DANIELSON, DAVID P JR	2.80	68,300	229,900	24,000	3,304.11	-
DANIELSON, MARGARET L	3.50	357,000	222,500	24,000	6,693.78	-
DANZENBAKER, JOHN	2.65	68,000	181,600	24,000	2,718.48	-
DARBY, JAMES D JR	9.90	1,300,100	687,300	-	23,948.17	-
DAUB, EDWIN C	-	59,500	133,900	-	2,330.47	-
DAUB, HEIDI	0.30	54,200	172,400	24,000	2,441.33	-
DAUT, LLC	0.39	166,900	197,900	-	4,395.84	-
DAVID W. KERSEY TRUST (1/2 INT)	0.46	128,100	156,400	-	3,428.23	-
DAVIS, BEVERLY	0.50	9,600	-	-	115.68	-
DAVIS, BRITTAN	4.89	73,700	181,500	-	3,075.16	-
DAVIS, HOWARD B	1.48	34,400	191,300	24,000	2,430.49	-
DAVIS, JEDADIAH A	1.60	39,800	118,700	-	1,909.93	-
DAVIS, STU	3.81	70,900	42,400	24,000	1,076.07	-
DBA PATRICIA ROLLINS, TREAS.	300.00	270,100	120,700	-	4,709.14	-
DEAN, THOMAS	6.70	94,400	235,600	24,000	3,687.30	-
DEBERRY, DEBORAH	0.57	55,800	127,900	24,000	1,924.39	-
DECHAR, LORIE E	0.43	110,300	75,700	24,000	1,952.10	-
DECHAR, LORIE EVE	0.48	115,800	89,500	-	2,473.86	-
DEEP COVE LIMITED PARTNERSHIP	140.00	491,200	31,000	-	6,292.51	-
DEGROFF, SHERRY	1.37	58,500	137,600	24,000	2,073.80	-
DEJOY, GINA	3.00	38,800	137,800	-	2,128.03	-
DELICATA, JANELLE A	1.35	39,100	113,100	24,000	1,544.81	-
DELLA TORRE, MARY	2.10	185,600	154,800	24,000	3,812.62	-
DELONG, ELBRIDGE L	3.00	68,900	202,700	24,000	2,983.58	-
DESIBOUR, JACQUES BLAISE	11.30	119,500	179,000	-	3,596.93	-
DESIBOUR, JACQUES BLAISE	21.60	2,767,600	554,000	-	40,025.28	-
DESIBOUR, JACQUES BLAISE	10.00	96,700	276,900	24,000	4,212.68	-
DETHIER, DAVID, C. BROCK	1.00	133,900	-	-	1,613.50	-
DETHIER, DAVID, C. BROCK,	63.00	259,800	150,600	-	4,945.32	-
DETHIER, DEBORAH	-	59,500	110,500	-	2,048.50	-
DETHIER, JEHAN	7.39	1,547,800	116,700	-	20,057.22	-
DEVEREAUX, ANNE	0.50	34,400	199,100	-	2,813.68	-
DEWAR, JANET L (TRUSTEE)	2.30	533,800	673,100	-	14,543.15	-
DIAMOND, JOHN N.	4.35	80,800	242,800	24,000	3,610.18	-
DICK, PAULA	32.00	68,100	-	-	820.61	-
DIETRICH, DAVID M	1.42	39,300	119,200	24,000	1,620.73	-

Owner	Acres	Land	Building	Exempt	Original	Current
DIETRICH, H RICHARD III	0.75	141,600	320,300	-	5,565.90	-
DIETRICH, H. RICHARD, III	3.40	1,345,600	1,991,800	-	40,215.67	-
DILLON, ANDREW P	4.60	104,600	179,700	24,000	3,136.62	-
DILLON, DANIEL P	5.50	391,000	443,900	-	10,060.55	-
DILLON, DAVID	0.30	147,300	199,500	24,000	3,889.74	-
DISSTON, MORRIS C	3.60	51,300	-	-	618.17	-
DIXON, JULIE	1.30	31,400	11,100	-	512.13	-
DIXON, JULIE ANNETTE	2.00	102,000	146,300	-	2,992.02	-
DODD, DONALD	2.00	165,800	199,000	24,000	4,106.64	-
DODGE CLAPP PROPERTIES LLC	0.80	250,600	434,200	-	8,251.84	-
DODGE CLAPP PROPERTIES, LLC	0.40	61,400	43,000	-	1,258.02	-
DODGE, CHARLES L. & ERROL	10.10	156,100	47,400	-	2,452.18	-
DODGE, ERROL P	5.05	43,500	144,000	24,000	1,970.18	-
DODGE, FLORENCE	1.30	31,400	-	-	378.37	-
DODGE, PETER	12.60	1,405,300	341,000	29,760	20,684.31	-
DODGE, PETER S	2.15	46,300	114,400	24,000	1,647.24	-
DODGE, RICHARD	1.00	165,800	121,500	24,000	3,172.77	Overpaid
DODGE, RICHARD E	36.73	72,300	-	-	871.22	-
DOLLIVER, KYFFIN H	60.00	22,900	-	-	275.95	-
DONNELL, LINDA M	0.90	36,900	142,600	24,000	1,873.78	-
DOOLEY, SEAN	3.60	70,400	140,200	-	2,537.73	-
DOOLEY, SEAN	3.28	55,200	202,600	24,000	2,817.29	-
DORAN, HAROLD S	1.00	43,400	11,600	-	662.75	1,375.65
DORITY, ARRON L	2.80	41,600	78,700	24,000	1,160.42	-
DORR, RYAN J	5.87	45,600	193,200	24,000	2,588.34	-
DORSEY, COLIN	41.00	6,200	-	-	74.71	-
DORSEY, COLIN P	40.50	44,500	20,300	-	780.84	-
DOSTIE, DAVID J	1.00	63,800	124,200	24,000	1,976.20	-
DOSTIE, DAVID J	0.20	2,300	-	-	27.72	-
DOTEN, ALEX D	1.00	3,100	-	-	37.35	38.21
DOTSON, ROBERT S	1.60	715,300	258,800	-	11,737.91	-
DOUGLAS POND LLC	36.00	61,000	-	-	735.05	Overpaid
DOW, JAMES	4.20	52,800	-	-	636.24	-
DOW, JAMES	-	-	10,300	10,300	-	-
DOW, JAMES	5.83	71,800	-	-	865.19	-
DOW, JAMES	4.90	60,900	117,100	24,000	1,855.70	-
DOW, JAMES W	3.60	66,100	-	-	796.51	-
DOW, JAMES W	2.10	16,400	-	-	197.62	-
DOWNEAST COMMUNITY PARTNERS	0.47	53,500	244,300	297,800	-	-
DOWNEAST PROPERTY MANAGEMENT	0.15	205,200	171,600	-	4,540.44	-
DOWNNEY, ROBERT T	8.00	53,600	116,000	29,760	1,685.07	-
DOYLE, CHRISTOPHER	1.50	299,100	114,900	-	4,988.70	-
DRAKE, DAVID	-	-	16,800	16,800	-	-
DRAKE, DAVID	1.75	45,300	166,700	24,000	2,265.40	-
DRAPER, KATHERINE W, TRUSTEE	24.20	1,824,300	834,300	-	32,036.13	-
DRENGA, ALEXANDER	0.50	60,800	78,100	-	1,673.75	-
DUFFIELD, RICHARD F	4.90	284,300	267,000	-	6,643.17	-
DUFFY WESCOTT POST	0.15	139,300	124,600	263,900	-	-
DUFFY, CHANDLER	2.80	76,800	274,800	-	4,236.78	-
DUFFY, CHANDLER A (TRUSTEE)	18.00	100,300	-	-	1,208.62	-
DUFFY, LORRAINE	1.20	38,800	50,900	-	1,080.89	-
DUFFY, MATTHEW	2.42	50,400	148,700	24,000	2,109.96	-
DUFFY, SYLVIA	5.08	48,700	-	-	586.84	-
DUFFY, SYLVIA	-	-	23,100	-	278.36	-
DUFFY, TRACY	1.10	38,500	76,200	24,000	1,092.94	-
DUPONT, PRISCILLA A	3.15	660,700	282,400	-	11,364.36	-
DUPUY, YVAN	7.20	883,900	486,900	24,000	16,228.94	-
DUPUY, YVAN	-	-	10,200	10,200	-	-
DURGIN, ANN	25.89	89,100	-	-	1,073.66	-
DURGIN, HUGH	2.02	28,100	-	-	338.61	-
DURGIN, HUGH	2.62	29,600	-	-	356.68	-
DURGIN, HUGH	1.30	47,500	130,900	24,000	1,860.52	-
DURGIN, HUGH	2.11	53,800	-	-	648.29	-
DURNBAUGH, GAYLE	0.03	400	-	-	4.82	4.93
DURNBAUGH, GAYLE	13.43	73,200	-	-	882.06	Overpaid
DURNBAUGH, GAYLE H	4.50	104,100	190,900	29,760	3,196.14	-
DURNBAUGH, GAYLE H	70.00	8,800	-	-	106.04	-
DUYM, WADE D. (1/4INT) & VIRGINIA	0.60	78,600	137,800	-	2,607.62	-
DYER, MICHAEL	3.00	43,400	151,000	24,000	2,053.32	-
EAST BLUE HILL IMPROVEMENT ASSOC	0.30	40,700	27,300	68,000	-	-
EAST BLUE HILL LIBRARY	0.20	66,500	46,800	113,300	-	-

Owner	Acres	Land	Building	Exempt	Original	Current
EAST BLUE HILL LIMITED PARTNERSHIP	1.15	437,300	536,500	-	11,734.29	-
EAST BLUE HILL VILLAGE	1.25	391,600	1,700	393,300	-	-
EAST BLUE HILL VILLAGE	3.31	36,500	-	36,500	-	-
EATON FAMILY TRUST OF 2011	1.90	38,600	50,800	-	1,077.27	-
EATON, BLAKE A	4.10	54,700	166,900	24,000	2,381.08	-
EATON, DUANE	4.00	45,900	115,200	29,760	1,582.65	3,323.35
EATON, JAMES & CAROLE E.	0.85	219,400	202,600	24,000	4,795.90	-
EATON, JOSHUA T	11.10	57,500	140,600	-	2,387.11	Overpaid
EATON, JULIA	15.00	19,100	-	-	230.16	836.56
EATON, NICHOLAS P	1.94	40,600	40,100	-	972.44	-
EATON, RAYMOND L	5.70	34,700	11,600	-	557.92	-
EATON, ROBERT	2.50	42,100	126,500	-	2,031.63	-
EATON, WILLIAM	2.80	42,800	121,800	24,000	1,694.23	-
EATON, WILLIAM	29.00	65,700	31,100	-	1,166.44	362.07
EBERT, ROBERT	1.00	33,200	45,500	24,000	659.14	-
ECKARD, RANDY	0.60	113,300	136,900	29,760	2,656.30	-
ECKERDT, JILL	3.10	93,900	-	-	1,131.49	-
EDMONDS, JOHN	-	-	10,900	10,900	-	-
EDMONDS, JOHN	6.40	51,400	92,500	24,000	1,444.80	-
EDWARDSON, ELIZABETH S	2.30	41,600	405,600	24,000	5,099.56	Overpaid
ELEY, DONALD	4.60	81,400	178,500	24,000	2,842.60	-
ELLIOTT, ELIZABETH M	1.00	182,800	492,800	24,000	7,851.78	-
ELLIOTT, HENRY	3.00	41,400	47,500	24,000	782.05	-
ELLSWORTH HOLDING, LLC	0.93	156,200	716,600	-	10,517.24	-
EMERA MAINE	12.00	56,700	91,100	-	1,780.99	-
EMERA MAINE	7.12	9,100	-	-	109.66	-
EMERSON, BRAD	1.00	62,000	63,000	24,000	1,217.05	-
EMERSON, FAUSTA	0.87	61,900	77,400	29,760	1,319.96	-
EMERSON, FAUSTA	0.98	50,100	11,800	-	745.90	-
EMERTON, HAROLD L	1.00	33,200	18,000	24,000	327.76	335.30
EMERTON, JULIA	0.85	71,300	39,700	24,000	1,048.35	1,072.46
EMERTON, KRISY	0.40	48,500	40,000	24,000	777.23	-
EMERTON, LEONARD	1.00	65,900	58,200	24,000	1,206.21	-
EMERTON, LINWOOD	91.80	92,200	-	-	1,111.01	-
EMERTON, LINWOOD	6.23	76,800	119,700	24,000	2,078.63	-
EMERTON, LINWOOD	1.65	34,800	51,400	-	1,038.71	-
EMERTON, LINWOOD M	2.52	37,000	27,400	-	776.02	-
EMERTON, LYNDON	2.00	35,700	35,700	-	860.37	-
EMERTON, LYNDON A	2.50	37,000	46,800	-	1,009.79	Overpaid
EMERTON, SHERWOOD	0.60	26,600	11,000	-	453.08	-
EMERTON, STACY	8.00	9,200	-	-	110.86	-
EMERTON, WILLIAM	2.48	36,900	180,100	24,000	2,325.65	-
EMLEN, GEORGE	64.46	119,600	200,400	24,000	3,566.80	-
EMLEN, JANETTE	15.00	67,600	177,800	-	2,957.07	-
ENNIS, LISAT	2.40	534,700	282,000	-	9,841.24	-
ENSWORTH, TIMOTHY J	6.70	45,400	248,100	24,000	3,247.48	-
EPISCOPAL CHURCH	4.54	52,400	748,600	801,000	-	-
EQUITY TRUST CO.	1.43	44,400	151,900	-	2,365.42	2,419.82
ESTATE OF RODERICK EATON	0.40	6,500	-	-	78.33	162.55
ESTATE OF RUFUS HELENDALE	1.50	708,900	128,400	-	10,089.47	-
ESTES, WILLIAM	1.77	31,900	49,200	29,760	618.65	-
EVANS, HOWARD M	5.30	108,500	157,100	-	3,200.48	-
EVANS, RICHARD H. & CARLA E.	10.67	443,900	809,800	-	15,107.09	Overpaid
FALLS BRIDGE STORAGE	1.70	65,500	273,200	-	4,081.34	-
FANNING, THOMAS A	7.80	1,294,600	1,097,000	-	28,818.78	-
FARMING ARTIST, LLC	133.00	163,500	154,700	-	3,834.31	-
FARRAR, WILLIAM T	40.50	95,000	162,700	29,760	2,746.68	-
FARRIN, EUGENE JR	-	-	22,200	-	267.51	-
FAULKNER, BENJAMIN C CO-TRUSTEE	1.16	26,800	105,500	24,000	1,305.02	-
FAY, JAMES W	1.10	81,000	273,400	-	4,270.52	-
FEHRLE, JULIE JO	3.05	69,000	61,900	-	1,577.35	-
FEHRLE, JULIE JO	11.62	92,200	147,000	24,000	2,593.16	3.07
FENDERS, HENRY	1.00	69,700	178,300	29,760	2,629.79	-
FENDERS, HENRY	2.00	33,200	-	-	400.06	-
FENDERS, HENRY	0.23	30,600	24,200	-	660.34	-
FERNBROOK BH LLC	2.00	634,300	344,200	-	11,790.93	-
FERNBROOK BH LLC	1.80	701,600	92,200	-	9,565.29	-
FERRIS, JOYCE M	2.30	186,100	296,500	-	5,815.33	-
FERRIS, RALPH L	0.65	68,400	75,600	-	1,735.20	-
FEUCHTENBERGER, ROLLIE	12.60	93,400	320,900	24,000	4,703.12	-
FILBEY, JOAN RIDENOUR	28.50	139,000	-	-	1,674.95	-

Owner	Acres	Land	Building	Exempt	Original	Current
FILES, NANCYE M	3.36	49,400	217,700	24,000	2,929.36	-
FIRST BAPTIST CHURCH	1.50	142,800	268,100	410,900	-	-
FIRST BAPTIST CHURCH	0.50	67,800	160,900	20,000	2,514.84	-
FIRST CONGREGATIONAL CHURCH OF	1.10	190,500	311,700	20,000	5,810.51	-
FIRST NATIONAL BANK	0.58	119,700	533,300	-	7,868.65	-
FISHER, JAMES	12.60	127,400	219,000	24,000	3,884.92	-
FISICHELLI, NICHOLAS A	3.99	37,400	133,300	24,000	1,767.74	-
FITCH, JANIS M	1.64	73,900	216,300	-	3,496.91	-
FITZGERALD, JOHN	25.00	75,200	105,100	24,000	1,883.42	-
FIVELAND, ANDREW	1.00	17,000	15,000	-	385.60	-
FIVELAND, ANDREW K	52.00	141,400	151,500	24,000	3,240.25	-
FLANDERS, MICHAEL D	1.16	26,800	47,000	-	889.29	-
FLEMING, LAYALE D	2.50	34,400	-	-	414.52	424.05
FLEMING, ROBERT J	8.00	96,100	242,500	24,000	3,790.93	-
FLETCHER B PERKINS JR FAMILY TRUST	5.20	44,700	-	-	538.64	-
FLETCHER, NORMAN E	1.13	38,600	163,400	-	2,434.10	-
FLETCHER, PETER	6.60	151,500	507,700	24,000	7,654.16	-
FLETCHER, WILLIAM E REVOCABLE TRU	1.70	100,700	55,500	-	1,882.21	-
FLINN, RICHARD G	6.00	43,400	-	-	522.97	-
FLOOD, LAURENCE	0.70	382,800	-	-	4,612.74	-
FLOOD, LAURENCE	0.60	128,000	339,500	-	5,633.38	-
FLOOD, LAURENCE B	11.66	1,216,200	-	-	14,655.21	-
FLOOD, LAURENCE B	14.50	1,167,600	103,300	-	15,314.35	-
FLORES, RENA	4.00	30,800	15,700	24,000	271.13	626.33
FLORIAN, ANDREW	-	-	59,700	-	719.39	-
FLORIAN, MARK	0.40	33,600	300	-	408.50	Overpaid
FLORIAN, MATHEW	-	-	162,600	-	1,959.33	-
FLORIAN, REX	2.50	81,000	201,000	-	3,398.10	-
FLORIAN, STELLA B	1.04	17,100	-	-	206.06	-
FLORIAN, STELLA B. ET ALS	2.30	543,100	64,100	-	7,316.76	-
FLYNN, WILLIAM J	1.00	57,000	31,400	24,000	776.02	-
FOREMAN, HAYDEE	22.30	214,700	218,500	24,000	4,930.86	-
FOREMAN, WILLIAM	5.00	48,500	65,300	-	1,371.29	-
FOREMAN, WILLIAM	10.20	90,400	93,600	24,000	1,928.00	-
FORMAN-STILES, AMELIA O	1.00	26,400	71,100	-	1,174.88	-
FOSS, ELLEN P	0.50	48,800	131,700	-	2,175.03	-
FOSTER, PAUL M JR	79.80	11,100	-	-	133.76	-
FOSTER, PAUL M JR	50.00	5,500	-	-	66.28	-
FOSTER, PAUL M JR	3.20	4,100	-	-	49.41	-
FOUR CHIMNEYS LLC	0.40	178,900	280,500	-	5,535.77	-
FOWLER, FRANK AND SONS, INC	28.00	66,300	-	-	798.92	-
FOX, ALLEN W	4.67	81,600	247,800	29,760	3,610.66	Overpaid
FOX, N BENJAMIN	0.17	15,300	-	-	184.37	-
FRANCIS, MARY ANNE	3.00	42,100	105,200	24,000	1,485.77	1,519.94
FRANGOULIS, KAREN TRUSTEE	1.44	73,400	90,700	24,000	1,688.21	-
FRAWLEY, BETSY	0.50	117,900	115,400	-	2,811.27	-
FREDERICK SNOW NICHOLAS, JR.	3.00	583,100	-	-	7,026.36	-
FREEMAN, DEBORA D	3.00	3,800	-	-	45.79	-
FREEMAN, RICHARD	4.00	744,700	434,300	-	14,206.95	-
FRENCH, ANNA M	0.75	32,300	31,900	24,000	484.41	1,050.02
FRENCH, BARBARA A	39.00	3,600	-	-	43.38	-
FRENCH, BARBARA A	445.00	52,800	-	-	636.24	-
FRENCH, BARBARA A	240.00	27,600	-	-	332.58	-
FREUDENRICH REVOCABLE TRUST	3.40	108,000	39,000	-	1,771.35	-
FREY, SANDRA TOTTLE	4.85	138,300	148,500	-	3,455.94	-
FRIEDMANN, LINDA	1.78	48,700	203,400	24,000	2,748.61	-
FRIEND, BASIL	3.00	3,800	-	-	45.79	-
FRIEND, JAMES B	0.50	114,900	115,900	24,000	2,491.94	-
FRIEND, JANE	7.90	925,100	98,100	-	12,329.56	-
FRIND, BIRGIT	27.52	26,300	50,700	-	927.85	-
FULLER, ANINA	1.56	34,600	126,300	-	1,938.85	Overpaid
FULTON, DAVID	10.00	81,600	128,800	-	2,535.32	2,593.63
GAEBLER, THEODORE	0.75	58,600	56,200	-	1,383.34	-
GAGLIARDI, THOMAS	7.80	15,000	-	-	180.75	-
GAGNE, JAUQUES	1.50	65,000	135,300	-	2,413.61	-
GAGNE, JAUQUES	0.22	77,400	133,000	24,000	2,246.12	-
GAINES, JACQUELINE GAY	1.50	72,000	313,800	-	4,648.89	-
GAINES, JACQUELINE GAY	0.10	34,500	20,000	-	656.73	-
GAINES, VEENA	2.74	37,600	142,700	-	2,172.61	-
GAINES, W.L.	1.80	45,300	193,200	-	2,873.93	-
GALCHUS, BARBARA	1.50	112,600	1,500	-	1,374.91	-

Owner	Acres	Land	Building	Exempt	Original	Current
GALLAGHER, JOHN	7.00	57,400	190,000	24,000	2,691.97	-
GALLAGHER, RICHARD	6.40	1,037,000	737,900	-	21,387.55	-
GALLANT-SIMPSON, CYNTHIA	1.50	44,600	71,400	24,000	1,108.60	-
GANDY, JOHN	9.50	60,600	69,500	-	1,567.71	-
GANDY, JOHN M	15.00	112,400	-	-	1,354.42	-
GANDY, JOHN M	1.30	62,600	160,300	29,760	2,327.34	-
GANDY, JOHN N	0.30	31,400	108,500	-	1,685.80	-
GARFIELD, ELIZABETH N REVOCABLE TR	1.50	192,200	339,300	24,000	6,115.38	-
GATCOMB, GEORGE A	1.00	38,300	55,800	29,760	775.30	-
GATCOMB, MICHAEL H	21.73	71,100	22,900	24,000	843.50	862.90
GATCOMB, MICHAEL H	5.00	6,400	-	-	77.12	78.89
GAVIGAN, OWEN	6.00	93,500	193,300	24,000	3,166.74	-
GENTILE, KATELYNN	9.60	34,300	-	-	413.32	-
GEORGE STEVENS ACADEMY	0.15	106,400	153,500	259,900	-	-
GEORGE STEVENS ACADEMY	0.20	81,800	452,700	534,500	-	-
GEORGE STEVENS ACADEMY	14.50	224,500	441,300	665,800	-	-
GEORGE STEVENS ACADEMY	152.00	20,900	-	20,900	-	-
GEORGE STEVENS ACADEMY	44.00	5,100	-	5,100	-	-
GEORGE STEVENS ACADEMY	40.00	1,198,500	-	1,198,500	-	-
GEORGE STEVENS ACADEMY	5.00	1,037,000	2,411,200	3,448,200	-	-
GEORGE STEVENS ACADEMY	0.46	171,800	-	-	2,070.19	Overpaid
GEORGE STEVENS ACADEMY	270.00	162,800	9,900	172,700	-	-
GEORGE STEVENS ACADEMY	0.87	151,800	-	151,800	-	-
GEORGE STEVENS ACADEMY	0.40	108,400	121,600	230,000	-	-
GEORGE, MICHELLE	2.93	24,000	-	-	289.20	-
GEORGE, MICHELLE	1.78	21,100	-	-	254.26	-
GEORGE, MICHELLE	1.55	20,500	-	-	247.03	-
GEORGE, MICHELLE	2.12	28,400	-	-	342.22	-
GERARD, PETER	1.10	160,000	123,300	-	3,413.77	-
GERMAN, ALLEN R	3.00	68,900	166,500	-	2,836.57	-
GIFFORD, BENJAMIN	70.00	32,300	-	-	389.22	-
GIFFORD, BENJAMIN	30.00	52,800	187,400	-	2,894.41	-
GILLEN, DAKOTA	3.00	33,600	48,800	-	992.92	-
GILLET, SARAH JANE TRUST	5.13	709,800	599,100	-	15,772.25	-
GILLETTE, SUZANNE M	3.20	38,800	140,900	24,000	1,876.19	-
GILLINS REALTY, LLC	3.41	133,500	316,700	-	5,424.91	-
GILLMOR, ROBERT	1.10	160,500	350,700	-	6,159.96	-
GILMORE, JAMES	55.00	63,400	246,900	24,000	3,449.92	-
GILMORE, JULIA WALKER (TRUSTEE)	3.50	78,600	388,500	24,000	5,339.36	-
GILMOUR, TODD A	0.50	48,800	112,500	-	1,943.67	-
GIROUX, JEANNE O	3.96	31,200	-	-	375.96	-
GIROUX, JEANNE O	6.63	51,800	123,700	24,000	1,825.58	-
GLANCY, JUNE	58.00	51,900	-	-	625.40	-
GLOVER, GEORGE	6.00	182,800	196,700	29,760	4,214.37	-
GODFREY, LEONARD, INGLESIDE, SMG	0.02	1,100	900	-	24.10	-
GODFREY, MARIE	3.25	86,100	-	-	1,037.51	-
GOODBERLET, JAMES G	0.86	308,800	135,100	-	5,349.00	-
GOODE, LESLIE	0.25	50,200	95,500	-	1,755.69	-
GOOSTRAY, MARGARET	5.00	389,900	58,200	-	5,399.61	-
GORDON, DIANE E	1.00	38,300	22,700	-	735.05	-
GORDON, HEATHER J	1.00	29,800	10,300	-	483.21	1,059.84
GORDON, IRVIN R	1.72	37,500	10,200	-	574.79	-
GORDON, IRVING	77.60	125,900	93,800	24,000	2,358.19	-
GORDON, IRVING	12.46	59,200	5,700	-	782.05	-
GORDON, IRVING R	0.54	31,500	1,500	-	397.65	-
GORDON, JOHN L	2.50	34,400	26,200	29,760	371.62	-
GORDON, TIMOTHY	1.00	35,700	14,100	-	600.09	-
GOTT, DOUG & SON, INC	280.00	139,600	-	-	1,682.18	-
GOTT, DOUG & SONS, INC	49.00	42,200	-	-	508.51	-
GOULD, REBECCA D	0.80	189,200	281,700	24,000	5,385.15	-
GOULD, SCOTS	1.80	19,000	26,900	-	553.10	-
Graff, Elizabeth A	2.90	43,100	143,600	-	2,249.74	-
GRANGER, DEVON M.	0.30	54,200	78,600	-	1,600.24	-
GRANGER, MEGAN R	58.69	111,100	54,500	-	1,995.48	-
GRANGER, MICHAEL C	1.60	27,000	-	-	325.35	-
GRANGER, ROBERT CARR	50.00	47,800	-	-	575.99	-
GRANT WILLIAM R.	2.00	35,700	77,200	-	1,360.45	-
GRANT, AMY	2.52	76,100	185,900	24,000	2,867.90	-
GRANT, BEULAH	1.00	43,400	128,900	-	2,076.22	-
GRANT, NATHAN C	1.65	27,200	-	-	327.76	335.30
GRANT, NATHAN H	0.65	33,300	49,300	24,000	706.13	722.37

Owner	Acres	Land	Building	Exempt	Original	Current
GRANT, PATRICK	17.00	70,100	185,500	24,000	2,790.78	-
GRANT, PATRICK	-	-	2,600	2,600	-	-
GRANT, PATRICK	-	-	5,800	5,800	-	-
GRANT, ROBERT J	1.00	25,500	25,200	-	610.93	624.98
GRAY FAMILY TRUST	2.50	20,800	-	-	250.64	-
GRAY, ADAM T	0.80	79,400	30,200	-	1,320.68	-
GRAY, ADAM T	25.70	71,000	197,800	-	3,239.04	-
GRAY, ADAM T	3.90	27,800	-	-	334.99	-
GRAY, ANDREW P 50%	3.97	45,800	67,900	-	1,370.09	2,867.61
GRAY, BEVERLY TRUST	5.00	242,600	-	-	2,923.33	Overpaid
GRAY, CHRISTOPHER	2.20	41,300	194,100	-	2,836.57	-
GRAY, CHRISTOPHER R	1.00	34,000	-	-	409.70	-
GRAY, CHRISTOPHER R	1.00	46,800	98,300	-	1,748.46	-
GRAY, DALE	5.90	50,700	162,500	24,000	2,279.86	-
GRAY, DANA	8.20	110,200	137,000	24,000	2,689.56	-
GRAY, DARRELL	40.00	15,300	-	-	184.37	-
GRAY, DARRELL & JEANETTE	1.07	65,100	144,300	24,000	2,234.07	-
GRAY, DAVID	3.30	476,100	287,900	-	9,206.20	-
GRAY, DEREK A	5.30	37,300	76,600	-	1,372.50	2,896.52
GRAY, DONALD J	2.00	45,900	17,300	-	761.56	-
GRAY, FRANCES	4.00	34,000	28,700	-	755.54	772.92
GRAY, GREGORY	0.35	63,000	58,700	-	1,466.49	4.88
GRAY, HOWARD JR	11.40	29,000	-	-	349.45	-
GRAY, JAMES L	10.00	43,400	-	-	522.97	-
GRAY, JEFFERY K	25.00	31,900	-	-	384.40	-
GRAY, JEFFREY B	2.70	37,500	140,800	24,000	1,859.32	-
GRAY, JEFFREY B	2.60	6,600	-	-	79.53	-
GRAY, JUSTIN A	8.00	52,300	74,600	-	1,529.15	Overpaid
GRAY, KYLE D	20.00	25,500	-	-	307.27	-
GRAY, KYLE D	57.00	9,500	-	-	114.48	-
GRAY, KYLE D	21.00	26,800	-	-	322.94	-
GRAY, LOIS D	3.04	77,500	117,500	24,000	2,060.55	-
GRAY, LORRAINE M	2.00	31,900	14,700	24,000	272.33	-
GRAY, MARK D	6.39	93,100	378,800	-	5,686.40	-
GRAY, MICHAEL E	8.00	50,500	38,800	-	1,076.07	459.08
GRAY, MURRAY K (TRUSTEE)	3.59	98,400	163,800	24,000	2,870.31	-
GRAY, ROBERT L	12.00	45,100	-	-	543.46	Overpaid
GRAY, ROBERT L	6.30	64,100	-	-	772.41	-
GRAY, ROBERT W	1.08	75,300	148,200	29,760	2,334.57	-
GRAY, RUTH A	115.00	14,600	-	-	175.93	-
GRAY, RUTH A & DARRELL S	16.20	2,000	-	-	24.10	-
GRAY, RUTH A & DARRELL S (1/2 INT)	2.00	226,300	62,600	-	3,481.25	-
GRAY, SALLY A	2.60	887,900	131,900	-	12,288.59	-
GRAY, SCOTT MAYNARD	1.51	40,100	200,100	24,000	2,605.21	-
GRAY, SCOTT/GRIFFIN, EDWARD	0.50	1,300	-	-	15.67	-
GRAY, STEPHEN W	0.75	27,500	99,100	24,000	1,236.33	Overpaid
GRAY, STUART R.	2.86	48,100	212,300	29,760	2,779.21	-
GRAY, TERRANCE	-	-	26,100	-	314.51	-
GRAY, TERRANCE H	49.71	101,200	110,100	-	2,546.17	-
GRAY, TINA M	5.60	50,000	7,600	-	694.08	-
GRAY, WILLIAM	4.00	88,400	123,500	24,000	2,264.20	-
GRAY, WILLIAM A	2.31	36,500	105,500	24,000	1,421.90	1,454.60
GRAY, WILLIAM W	1.75	28,500	45,900	24,000	607.32	191.48
GREENLAW, JANE E	1.64	65,400	111,700	-	2,134.05	-
GREENLAW, R.L. & SON	4.50	169,200	90,200	-	3,125.77	-
GREGORY W. BUSH 2019 LIVING TRUS	2.04	165,900	252,200	-	5,038.10	-
GRESSITT, HUNT	14.37	61,700	173,400	24,000	2,543.76	-
GREY, JEREMY	0.50	28,900	72,600	-	1,223.08	-
GRIFFIN, EDWARD/GRAY, SCOTT	5.40	28,200	35,600	-	768.79	-
GRIGGS, DANIEL J.	1.39	39,200	145,900	-	2,230.46	2,280.68
GRIMBALL, EDWARD B	2.00	658,100	254,700	-	10,999.24	-
GRIMNES, BARRETT	1.96	101,800	303,600	-	4,885.07	-
GRINDAL, JONATHAN T	3.60	39,800	167,000	24,000	2,202.74	-
GRINDAL, TIMOTHY H	2.00	45,900	204,400	24,000	2,726.92	-
GRINDLE, BARBARA L	4.00	58,700	32,400	-	1,097.75	-
GRINDLE, BARBARA, JACK, ROGER, RO	122.30	186,300	28,200	-	2,584.73	-
GRINDLE, BARRY P. LIVING TRUST	68.27	103,000	157,300	-	3,136.62	-
GRINDLE, BONNIE	0.50	63,300	-	-	762.77	780.31
GRINDLE, BONNIE	10.00	12,800	-	-	154.24	157.79
GRINDLE, DARRIAN S	1.00	37,600	98,300	24,000	1,348.40	1,379.41
GRINDLE, DIANE G	4.10	46,200	102,600	29,760	1,434.43	-



Owner	Acres	Land	Building	Exempt	Original	Current
GRINDLE, JACK L	0.70	24,100	159,900	-	2,217.20	4.52
GRINDLE, JACK, BARBARA, ROGER E, TR	0.60	6,600	-	-	79.53	-
GRINDLE, JAMES	47.50	45,400	-	-	547.07	-
GRINDLE, JAMES	16.66	15,900	-	-	191.60	-
GRINDLE, JAMES, ROXANNA	22.00	58,700	800	-	716.98	-
GRINDLE, JAMES, ROXANNA	22.00	102,000	67,000	29,760	1,677.84	-
GRINDLE, JARROD C	60.00	52,900	-	-	637.45	-
GRINDLE, JARROD C	2.30	2,900	-	-	34.95	-
GRINDLE, KEVIN A	0.15	26,000	24,700	-	610.93	-
GRINDLE, LUCRETIA	1.20	70,700	315,500	-	4,653.71	-
GRINDLE, MATTHEW D	3.20	56,000	7,800	-	768.79	-
GRINDLE, MAY C	30.00	145,400	23,600	-	2,036.45	-
GRINDLE, MERLE B III	8.00	53,600	122,700	24,000	1,835.22	-
GRINDLE, PERRY	21.29	107,500	161,800	24,000	2,955.87	-
GRINDLE, PERRY	-	-	116,900	-	1,408.65	-
GRINDLE, PERRY	25.19	75,500	115,200	-	2,297.94	-
GRINDLE, PERRY W	1.00	76,500	128,700	-	2,472.66	-
GRINDLE, PERRY W	2.05	66,400	122,100	29,760	1,912.82	978.41
GRINDLE, ROBERT	43.00	122,300	371,100	29,760	5,586.86	-
GRINDLE, ROGER	8.50	87,400	157,400	29,760	2,591.23	-
GRINDLE, ROYL	15.00	19,100	-	-	230.16	235.45
GRINDLE, RUSSELL E	0.87	33,300	138,500	24,000	1,780.99	-
GRINDLE, SHARON A	1.70	22,200	-	-	267.51	-
GRINDLE, THERESE MARIE	1.99	66,300	130,500	-	2,371.44	-
GRINDLE, THOMAS	4.00	71,400	123,400	24,000	2,058.14	-
GRINDLE, VIVIAN L	1.70	42,600	200	-	515.74	-
GRINDLE, VIVIAN L	7.00	2,000	-	-	24.10	-
GRINDLE, VIVIAN L	1.96	38,100	-	-	459.11	-
GRINDLE, VIVIAN L	2.40	41,800	204,500	-	2,967.92	-
GRINDLE, VIVIAN L	3.40	42,800	96,700	-	1,680.98	Overpaid
GRINDLE, VIVIAN L	1.12	38,600	113,700	-	1,835.22	-
GRINDLE, VIVIAN L	16.00	35,800	-	-	431.39	-
GRINDLE, VIVIAN L	10.20	13,000	-	-	156.65	-
GRINDLE, WADE	0.70	7,100	28,100	-	424.16	-
GRINDLE, YULIA T	4.60	47,400	146,800	24,000	2,050.91	-
GRINDLE, YULIA T	1.00	35,700	10,700	-	559.12	-
GRINNELL, DAVID L	5.00	74,000	238,700	-	3,768.04	-
GROSS, JAMES F	35.90	35,000	-	-	421.75	-
GROSS, JAMES F SR	45.00	43,000	-	-	518.15	-
GROVER, KAREN	1.00	52,100	139,700	-	2,311.19	-
GUILLES, CATHARINE W	5.00	650,300	85,600	-	8,867.59	-
GULLIVER, JOHN	0.70	68,600	128,400	24,000	2,084.65	-
GULYA, DAVID	3.00	59,300	218,100	-	3,342.67	-
GULYA, DAVID N	10.00	56,100	133,400	-	2,283.48	-
GUNDERSEN, E SUSAN	1.50	39,500	74,700	24,000	1,086.91	559.48
HAAS LIVING TRUST	1.70	72,900	155,900	-	2,757.04	-
HAGGARTY, KATHRYN J	3.90	50,700	158,600	-	2,522.07	-
HAGGARTY, KATHRYN J	0.28	4,000	-	-	48.20	-
HAIGHT, COURTENAY	17.80	166,900	184,500	24,000	3,945.17	-
HAI, ALAN	1.40	197,000	84,200	-	3,388.46	-
HALCYON GRANGE	1.00	38,300	167,700	206,000	-	-
HALDANE, DAVID DOUGLAS	4.20	44,400	174,600	24,000	2,349.75	-
HALL, ANNE	9.10	49,900	150,200	-	2,411.21	-
HALL, ELIZABETH L	5.00	82,500	99,300	-	2,190.69	-
Hall, Gene	40.00	5,300	-	-	63.87	-
Hall, Gene	60.00	49,800	36,700	-	1,042.33	-
HAMILTON, SETH A	7.80	45,600	1,800	-	571.17	-
HAMMOND LUMBER COMPANY	2.20	363,000	842,500	-	14,526.28	-
HANASETH, RYAN	10.85	50,200	31,900	24,000	700.11	-
HANCOCK COUNTY HABITAT FOR HUM	5.24	31,200	-	-	375.96	-
HANLEY, CHRISTOPHER	4.15	949,000	289,600	-	14,925.13	Overpaid
HANLEY, CLAIR	0.10	40,300	-	-	485.62	496.79
HANLEY, CLAIRE	1.00	208,700	248,100	24,000	5,215.24	-
HANLEY, PETER	0.60	2,600	-	-	31.33	32.05
HANNAH, MARGARET B	-	72,300	161,400	-	2,816.09	-
HANSCOM, MERTON P JR	1.00	34,900	157,200	24,000	2,025.61	-
HAPP, CHARLES C TRUSTEE	0.11	176,800	205,300	-	4,604.31	-
HARBOUR, ROBERT D JR	1.00	33,200	74,800	-	1,301.40	-
HARDING JUNE	1.40	66,800	97,900	-	1,984.64	Overpaid
HARDY, MARGARET A	9.16	55,000	95,200	24,000	1,520.71	-
HARE, JOHN A	0.50	117,900	138,600	-	3,090.83	-

Owner	Acres	Land	Building	Exempt	Original	Current
HARNETT, ELISE G	30.41	56,300	-	-	678.42	-
HARNETT, ELISE G	1.71	65,600	155,600	24,000	2,376.26	-
HARRICK, REBECCA	33.50	126,700	83,100	-	2,528.09	-
HARRIGAN, FREDERICK J	0.92	21,000	-	-	253.05	-
HARRIGAN, FREDERICK J	0.92	37,200	161,600	24,000	2,106.34	-
HARRIMAN, KIMBERLY	0.90	22,500	19,600	-	507.31	Overpaid
HARRINGTON, ROBERT D	5.00	48,500	-	-	584.42	-
HARRIS, PATRICK K	2.72	76,600	253,700	-	3,980.12	-
HARRISON, NICHOLAS ALEXANDER C	2.19	75,300	224,300	24,000	3,320.98	-
HARROP, GEORGE H	7.50	185,300	188,600	-	4,505.50	-
HARROP, GEORGE H	1.66	151,600	-	-	1,826.78	Overpaid
HARRY S. JONES III REVOCABLE TRUST	26.50	25,300	-	-	304.87	-
HARRY S. JONES III REVOCABLE TRUST	20.00	17,200	-	-	207.26	-
HARRY S. JONES III REVOCABLE TRUST	2.10	28,300	-	-	341.02	-
HART, CHARLES C	6.20	172,900	228,700	-	4,839.28	-
HARTMAN, JUD	0.16	279,700	234,400	-	6,194.91	-
HARTMANN, WAYNE J	0.98	96,900	226,600	-	3,898.18	-
HASKELL, ALMONT	1.80	38,400	107,600	29,760	1,400.69	-
HASKELL, BARBARA	2.70	42,600	155,400	24,000	2,096.70	Overpaid
HASKELL, MATTHEW B	17.58	97,600	296,900	-	4,753.73	-
HASKELL, RYAN	24.00	74,000	134,700	24,000	2,225.63	-
HASKELL, RYAN A	2.55	30,700	-	-	369.94	-
HASTINGS, CRAIG	34.00	78,200	195,000	24,000	3,002.86	-
HASTINGS, NANCY & CRAIG W (1/2 IN`	0.70	73,700	140,100	24,000	2,287.09	-
HASTINGS, NANCY & RANDAL D	35.00	62,500	-	-	753.13	-
HASTINGS, RANDAL D	8.10	53,700	132,600	24,000	1,955.72	-
HASTINGS, RANDALL D	25.00	2,900	-	-	34.95	-
HATCH, BARBARA	16.00	63,800	66,300	24,000	1,278.50	-
HATCH, DARLENE N	20.00	68,900	164,100	24,000	2,518.45	-
HATFIELD, CHARAL	2.04	127,700	128,600	-	3,088.42	26.41
HATFIELD, NANCY	0.90	214,300	443,000	-	7,920.47	-
HATHEWAY, JOSEPH H	1.41	39,300	198,000	-	2,859.47	-
HAUBERT, BERNADETTE	3.40	44,400	131,200	-	2,115.98	-
HAWKINS/SHELDON LIVING TRUST	2.20	83,000	166,800	-	3,010.09	-
HAYLEY, AMANDA J	13.30	35,700	-	-	430.19	-
HAYS, ANDREW S	1.04	80,900	120,500	-	2,426.87	-
HAYS, WENDY M	7.20	71,700	156,600	-	2,751.02	-
Heanssler, Zachary	6.85	86,100	277,100	24,000	4,087.36	-
HEAT RETREAT, LLC	7.80	87,300	272,700	-	4,338.00	-
HEATON, JASON	0.25	6,800	19,100	-	312.09	-
HEAVRIN, DAGAN	3.00	229,500	167,700	-	4,786.26	-
HEILNER REALTY TRUST II	25.00	624,800	453,400	-	12,992.31	-
HEILNER, FRED	7.30	95,200	264,500	24,000	4,045.19	-
HEINICKE, ELISABETH	3.30	168,700	488,700	-	7,921.67	-
HEINO, MICHAEL C	0.54	55,700	93,500	-	1,797.86	-
HELLER, ANTHONY	1.56	73,700	110,000	24,000	1,924.39	-
HENDERSON, HANNA MCCRUM	2.36	717,600	198,800	-	11,042.62	-
HENDERSON, JOSEPH	1.41	109,100	11,800	-	1,456.85	-
HENDERSON, JOSEPH	1.64	7,000	-	-	84.35	-
HENDERSON, JOSEPH R	14.09	128,500	-	-	1,548.43	-
HENDERSON, JOSEPH R	4.56	108,600	-	-	1,308.63	-
HENDERSON, MARCIA P	41.47	968,000	-	-	11,664.40	-
HENSCHKE, ALAN W	1.81	74,300	188,500	24,000	2,877.54	-
HERKLOTZ, KEITH C	0.60	37,200	96,800	24,000	1,325.50	-
HERRICK, CAROLINE	9.00	831,100	230,400	24,000	12,501.88	-
HERRICK, CAROLINE	1.60	79,100	-	-	953.16	-
HERRICK, CAROLINE	58.00	125,300	-	-	1,509.87	-
HERRICK, GROVES E	2.00	51,000	29,000	-	964.00	-
HERRICK, GROVES E	75.00	76,500	-	-	921.83	-
HERRICK, JOHN	1.00	43,400	183,100	24,000	2,440.13	-
HERRICK, JOHN W. & ALICE	24.00	79,100	89,200	24,000	1,738.82	-
HERRINGTON, MATTHEW J	4.30	993,400	62,300	-	12,721.19	Overpaid
HERRMANN, ROBERT	1.25	162,600	202,500	-	4,399.46	-
HESTER, MARTIN C	65.57	142,600	347,000	-	5,899.68	-
HEWES 3 INC.	5.20	57,500	691,000	-	9,019.42	-
HEWES, W MICHAEL	1.00	72,300	262,000	-	4,028.32	-
HEWES, WILLIAM M	1.60	39,800	142,300	-	2,194.30	-
HEWES, WILLIAM M	2.20	36,200	147,500	-	2,213.59	-
HEWES, WILLIAM MICHAEL	13.00	23,000	-	-	277.15	-
HEWES, WILLIAM MICHAEL	6.40	47,300	-	-	569.97	-
HIGGINS, STEPHEN	2.20	39,800	111,700	24,000	1,536.38	-

Owner	Acres	Land	Building	Exempt	Original	Current
HIGH TIDE NOMINEE TRUST	6.79	725,100	905,800	-	19,652.35	-
HIKADE ENTERPRISES, LLC	0.30	193,900	130,800	-	3,912.64	-
HIKADE ENTERPRISES, LLC	1.22	254,200	748,400	-	12,081.33	-
HIKADE, TIMOTHY B	3.68	53,600	103,700	-	1,895.47	-
HILL, GLENN	1.33	90,700	261,000	-	4,237.98	-
HILL, LAURA J., JOHNSON, MARION R.	2.57	916,900	582,300	-	18,065.36	-
HILL, RUTH ANN	50.00	141,100	172,100	24,000	3,484.86	-
HILL, SANDRA B	5.56	24,400	-	-	294.02	-
HILL, SANDRA B IRREVOCABLE TRUST	0.10	1,600	-	-	19.28	-
HILL, SANDRA B IRREVOCABLE TRUST	1.23	81,300	156,800	-	2,869.11	-
Hill, Sandra B Irrevocable Trust The	39.94	50,900	-	-	613.35	-
HINCKLEY, DANIEL P	0.90	36,900	77,000	24,000	1,083.30	-
HIPSKY, SUSAN F	1.12	144,500	205,300	-	4,215.09	-
HODGDON, DEAN K	10.00	309,600	102,200	-	4,962.19	-
HODGDON, DEAN K	125.00	186,900	185,600	-	4,488.63	-
HODGDON, DEAN K	2.00	53,600	-	-	645.88	-
HODGDON, DEAN K	6.20	76,800	75,400	-	1,834.01	-
HODGDON, DEAN K	0.50	36,100	-	-	435.01	-
HODGDON, ESTHER C	0.30	18,900	2,100	-	253.05	-
HODGDON, RICHARD	2.00	64,400	29,900	24,000	847.12	-
HODGDON, RICHARD P	2.50	522,800	19,200	-	6,531.10	-
HOFFMAN, KENNETH	1.28	39,000	82,400	-	1,462.87	-
HOFFMANN, KENNETH	4.42	25,700	-	-	309.69	316.81
HOLBROOK, SHERALYN	10.50	296,700	402,400	24,000	8,134.96	-
HOLDEN, DAVID G. & PAMELA	1.70	879,800	63,900	-	11,371.59	-
HOLMES, STEPHANIE L	47.40	129,300	59,300	-	2,272.63	-
HOME PORT PROPERTIES, LLC	5.30	30,100	-	-	362.71	-
HOME PORT PROPERTIES, LLC	2.70	23,500	-	-	283.18	-
HOME PORT PROPERTIES, LLC	1.01	19,100	-	-	230.16	-
HOOGKAMP, KAIYA BUTLER TORREY	1.00	67,200	91,600	-	1,913.54	-
HOOPER, CARLTON	1.80	66,800	237,200	24,000	3,374.00	-
HOOPER, CARLTON L	1.33	36,900	56,900	-	1,130.29	-
HOOPER, CECIL	0.70	17,100	7,900	-	301.25	-
HOOPER, CECIL HEIRS	0.75	26,500	-	-	319.33	-
HOOPER, DALE E	1.10	40,600	56,300	24,000	878.45	898.65
HOOPER, DALE, SR	-	-	12,900	12,900	-	-
HOOPER, LEONARD W & MARY ANN	2.30	41,600	98,700	-	1,690.62	1,124.60
HOOPER, STANLEY D	0.40	32,100	82,700	24,000	1,094.14	-
HOOPER, STANLEY D	1.80	27,500	-	-	331.38	-
HOOPER, STANLEY D	12.00	15,300	-	-	184.37	-
HOPKINS, DENNIS M	24.50	31,200	-	-	375.96	-
HOPKINS, DENNIS M (1/3 INT. EACH)	92.00	63,900	14,200	-	941.11	-
HOPKINS, DENNIS, PAUL	58.00	68,600	71,100	-	1,683.39	-
HOPKINS, REBECCA A	1.00	63,800	155,600	-	2,643.77	-
HOPKINS, SUSAN C	2.53	33,900	-	-	408.50	-
HOPKINS, TAMBRA J.	0.70	29,700	30,600	-	726.62	-
HOPPIN MAINE REALTY TRUST	6.30	1,067,600	436,200	-	18,120.79	-
HORTON, FORREST A	20.40	90,600	-	-	1,091.73	-
HORTON, JANE WARD LIVING TRUST C	40.00	68,000	-	-	819.40	-
HORTON, JANE WARD LIVING TUST	105.00	101,200	-	-	1,219.46	-
HORTON, KERRY T	12.50	181,100	-	-	2,182.26	-
HORTON, RICHARD T	1.10	72,500	38,400	29,760	977.74	-
HORTON, TABOR ALEXANDER	15.00	54,700	187,500	24,000	2,629.31	-
HORTON, TIMOTHY A	2.30	186,100	84,200	29,760	2,898.51	-
HORTON, WALLACE	2.00	66,500	5,700	24,000	580.81	-
HORWITZ, ELEANOR 2010 TRUST	32.23	117,300	-	-	1,413.47	-
HOSKINS, LINDA	2.40	196,000	323,200	24,000	5,967.16	-
HOUGHTON, AMY F	0.35	95,700	99,400	-	2,350.96	-
HOULIHAN, TIMOTHY	0.50	47,400	108,700	-	1,881.01	-
HOUSE, BRETT J	73.00	60,800	148,400	-	2,520.86	-
HOWARD, DEBORAH	3.10	30,900	-	-	372.35	-
HOWARD, DEBORAH J	1.00	38,300	68,100	-	1,282.12	-
HOWARD, GORDON	63.00	59,500	140,100	24,000	2,115.98	-
HOWARD, RICHARD	2.09	46,100	195,500	29,760	2,552.67	-
HOWE, GEORGE M	2.50	67,600	299,700	-	4,425.97	-
HUBBARD, LEON W JR	14.85	45,800	-	-	551.89	-
HUDSON, SUSAN REVOCABLE TRUST	1.00	161,500	148,800	29,760	3,380.51	-
HUMPHREYS, R.R. MICHAEL	1.15	68,400	-	-	824.22	-
HURVITT, MARK	0.10	71,500	260,600	24,000	3,712.61	-
HURVITT, MARY ALICE	0.80	96,400	160,800	-	3,099.26	-
HUSS, PAUL D	2.02	102,100	370,700	-	5,697.24	-

Owner	Acres	Land	Building	Exempt	Original	Current
HUTCHINS, DOUGLAS B	10.00	12,800	-	-	154.24	-
HUTCHINS, WAYNE E	3.40	65,600	-	-	790.48	-
HUTCHINS-CONRAD, JESSICA K	3.63	39,900	164,600	-	2,464.23	-
HUTCHINSON, BYRON P	22.00	30,600	-	-	368.73	-
HUTCHINSON, JULIANNA EDITH JOHN	5.90	244,000	-	-	2,940.20	Overpaid
HUTCHISON, KEITH	9.70	98,200	245,700	24,000	3,854.80	-
HYDE, MATTHEW G	48.70	361,600	544,900	-	10,923.33	-
HYNDS, JONATHAN R	4.27	46,600	162,000	-	2,513.63	-
INGALLS, DONNA	15.00	19,100	-	-	230.16	-
INGALLS, DONNA	0.35	100,800	84,500	24,000	1,943.67	-
INGALLS, DONNA A	2.00	35,100	7,700	-	515.74	-
INGRAHAM, WENDY E & MARGO A RU	0.56	162,200	36,200	-	2,390.72	-
INTORCIA, JILLIAM	3.00	48,500	98,300	-	1,768.94	-
J.S.ALLEN & SONS, LLC	0.10	115,200	204,900	-	3,857.21	-
JACOBY, HEATHER	7.40	983,400	478,300	-	17,613.49	-
JAFFRAY, CURTIS A	150.00	175,100	111,300	24,000	3,161.92	-
JAFFRAY, JAMES F JR	4.00	71,400	206,600	24,000	3,060.70	-
JAFFRAY, JAMES F JR	-	-	11,900	11,900	-	-
JAFFRAY, JAMES F JR	4.80	54,300	-	-	654.31	-
JAFFRAY, LUCY	1.48	34,400	101,000	-	1,631.57	-
JAKUB, KENTON	3.10	77,600	214,000	-	3,513.78	-
JCW, LLC	0.23	3,100	-	-	37.35	-
JEFFREY, JOHN D	10.00	81,600	167,100	24,000	2,707.64	-
JENKINS, HALEY E	14.00	64,400	41,700	-	1,278.50	1,307.91
JENNINGS, RAYMOND S	15.60	800	-	-	9.64	Overpaid
JENNINGS, RAYMOND S	5.10	179,900	429,500	-	7,343.27	-
JESSICA ASSOC.	5.20	73,100	-	-	880.86	-
JEWETT, SETH A	20.00	2,400	-	-	28.92	-
JEWETT, TIMOTHY F	20.00	27,700	-	-	333.79	-
JIM POINT LIMITED PARTNERSHIP	113.00	910,300	165,200	-	12,959.78	-
JIM POINT LIMITED PARTNERSHIP 2/3	1,013.00	349,300	65,100	-	4,993.52	-
JOHN B WARREN & KATHRYN N WARR	0.12	184,300	219,100	-	4,860.97	-
JOHN B WARREN & KATHRYN N WARR	0.44	264,300	196,200	-	5,549.03	-
JOHN B WARREN & KATHRYN N WARR	1.20	63,100	24,200	-	1,051.96	-
JOHN B WARREN & KATHRYN N WARR	0.30	147,300	92,000	-	2,883.57	-
JOHN B WARREN & KATHRYN N WARR	0.38	263,800	93,800	-	4,309.08	-
JOHN B WARREN & KATHRYN N WARR	1.13	160,600	343,800	-	6,078.02	-
JOHNSON, BENJAMIN F IV	6.36	56,600	212,700	-	3,245.07	-
JOHNSON, LOIS M	3.60	76,300	-	-	919.42	-
JOHNSON, STEVEN P	1.00	56,900	168,200	24,000	2,423.26	-
JOHNSON, WILLIAM	0.50	112,800	99,200	24,000	2,265.40	-
JOHNSON, WILLIAM	3.00	48,500	189,300	-	2,865.49	-
JONATHAN FISHER HOUSE	2.75	66,300	288,800	355,100	-	-
JONES, HARRY S. III, (TRUSTEE)	22.48	21,500	-	-	259.08	-
JONES, JENNIFER	0.68	53,800	14,200	-	819.40	-
JONES, RONALD E	0.85	59,800	18,300	-	941.11	-
JOSEPHINE M. IRELAND TRUST	1.47	297,200	186,700	-	5,831.00	-
JOSEPHINE M. IRELAND TRUST	9.18	685,000	-	-	8,254.25	-
JOSLIN, CHARLOTTE R	1.60	638,900	758,500	-	16,838.67	-
JURICK, MATTHEW J 10%	4.50	89,700	260,100	24,000	3,925.89	-
KAISER, FREDERICK E II	2.00	49,300	188,800	24,000	2,579.91	-
KANNRY, JAMES	7.00	1,032,800	601,800	-	19,696.93	-
KARL, ISABEL	0.30	40,700	73,100	-	1,371.29	Overpaid
KASSIE CORP	3.00	119,000	-	-	1,433.95	-
KAUFFMAN, WILLIAM Y	63.00	52,200	-	-	629.01	-
KEEFE, CALVIN E	1.50	6,400	-	-	77.12	-
KEEFE, CALVIN E	1.50	6,400	-	-	77.12	-
KEEFE, HOWARD M	2.20	153,000	170,300	24,000	3,606.57	3,686.78
KEIRSTEAD, STEVEN	4.10	100,600	168,700	-	3,245.07	-
KELLETT, ROGER	2.50	20,800	-	-	250.64	Overpaid
KELLEY PETERSON ASSOCIATES	341.00	46,800	-	-	563.94	-
KELLEY PETERSON ASSOCIATES LLC	250.00	69,600	236,100	-	3,683.69	-
KELLY, SHANNON L	0.75	1,500	-	-	18.08	-
KELLY, STEPHEN PAUL	1.00	190,100	184,200	-	4,510.31	-
KELLY, STEPHEN PAUL	24.50	47,400	-	-	571.17	-
KENELM E.L. GUINNESS REVOCABLE TF	2.60	1,006,000	379,500	-	16,695.28	11,964.27
KENNEDY, DONNA L	0.80	400,500	435,000	29,760	9,709.17	-
KENNEDY, HOLLY B	9.00	113,700	162,500	-	3,328.21	-
KERCHNER, REBECCA JOHNSON	2.18	627,900	243,200	-	10,496.76	-
KERNAN, MARGORIE B	3.00	805,300	323,700	24,000	13,315.25	-
KERNAN, MARJORIE	0.27	177,800	171,500	-	4,209.06	-

Owner	Acres	Land	Building	Exempt	Original	Current
KERWIN, SUSAN E	0.42	46,200	106,100	-	1,835.22	-
KHOURY, GAIL M. (TRUSTEE)	5.20	24,300	-	-	292.82	-
KIM ANN PERKINS	0.70	188,800	313,300	-	6,050.31	Overpaid
KING, AUBREY	1.85	126,900	108,500	-	2,836.57	Overpaid
KING, DONALD K	7.50	418,000	148,500	-	6,826.33	-
KINGSTON, DEBRA	14.10	27,800	26,400	-	653.11	2.11
KIRK, JOHN P	13.10	1,574,800	955,900	-	30,494.94	-
KIRKPATRICK HUTCHINS, ALEXANDRA	1.50	52,300	-	-	630.22	-
KIRKPATRICK HUTCHINS, ALEXANDRA	1.50	52,300	-	-	630.22	-
KIRKPATRICK HUTCHINS, ALEXANDRA	1.50	52,300	-	-	630.22	-
KISH, STEVEN	22.00	96,900	233,500	24,000	3,692.12	-
KISSEL, DAVID	0.50	30,800	77,900	-	1,309.84	-
KITTRIDGE-STEVENS LIMITED LLC	1.03	156,500	325,600	-	5,809.31	3,820.17
KIZALE FAMILY TRUST (REVOCABLE)	24.00	59,900	-	-	721.80	-
KLAIN, RICHARD JR	14.50	13,900	-	-	167.50	-
KLEMENZ, JENNIFER J	1.60	39,300	16,000	24,000	377.17	-
KLOSTER, SCOTT	3.39	170,600	117,700	-	3,474.02	-
KNEISEL HALL	37.00	154,300	811,800	966,100	-	-
KNOWLTON, JACQUELYN S	6.00	85,000	252,300	29,760	3,705.86	-
KNOX, LESLIE L	2.70	623,200	644,400	-	15,274.58	-
KOLENDA, MARIA A	1.30	33,900	92,700	-	1,525.53	-
KOLISCH, EDWARD PIERRE	87.10	52,000	274,800	24,000	3,648.74	-
KOLISCH, EDWARD PIERRE	27.00	25,400	20,500	-	553.10	-
KOLLEGEWIDGWOK SAILING & EDUC/	-	-	177,400	-	2,137.67	-
KOLLEGEWIDGWOK YACHT CLUB	7.50	1,434,800	136,000	-	18,928.14	-
KOWALSKI, CHRISTOPHER R	3.40	49,500	140,800	-	2,293.11	-
KRUGMAN, ARNOLD	5.40	122,800	110,400	-	2,810.06	-
KUHL, KAREN REVOCABLE TRUST	2.50	316,600	185,400	-	6,049.10	-
LABRANCHE, JOSEPH	12.50	15,900	-	-	191.60	Overpaid
LACASSE, JAMES W	3.00	48,500	141,100	24,000	1,995.48	-
LAFFERTY, CINDY A	6.00	51,000	157,000	24,000	2,217.20	-
LAFLAM, TIMOTHY A	0.30	47,200	108,100	-	1,871.37	-
LAFRENIERE, PETER J	0.10	115,200	275,200	24,000	4,415.12	-
LAKEVILLE SHORES, INC	210.00	69,300	61,200	-	1,572.53	-
LAMBDIN, MORRIS A JR	1.08	38,500	123,600	24,000	1,664.11	-
LAMERSON ELLEN	1.12	43,700	131,400	24,000	1,820.76	-
LAMOTHE, PETER J	2.50	67,600	216,400	-	3,422.20	-
LAPIERE, L	-	-	8,500	-	102.43	Overpaid
LAPPAHANINK REALTY TRUST	1.63	888,900	410,000	-	15,651.75	-
LARDNER, SAMUEL WORTHLEY	4.25	177,100	163,800	-	4,107.85	-
LARGAY, F. THOMAS, SUE	3.00	103,900	78,300	-	2,195.51	-
LARRABEE, ANNA G	6.00	93,500	165,600	-	3,122.16	-
LARSEN, ROBERT M & SYLVIA B. (25% I	1.20	461,100	447,800	-	10,952.25	-
LARSON, JOSEPH	1.40	68,200	134,300	-	2,440.13	-
LATVENAS, JOSEPH L	4.59	173,800	137,800	-	3,754.78	-
LAURA MARKHAM	5.10	390,400	394,500	-	9,458.05	-
LAURA MITCHELL REVOCABLE TRUST	1.00	210,700	352,200	-	6,782.95	-
LAVALLEE, JENNIFER G	0.44	50,700	-	-	610.93	-
LAVOIE, PAUL	0.25	17,200	2,500	-	237.39	-
LAWSON, KENT	4.30	80,700	167,600	24,000	2,702.82	-
LAWSON, MORGAN E	11.10	57,500	167,200	24,000	2,418.44	-
LAWTHER, JEROME E	2.90	43,100	109,900	-	1,843.65	-
LAWTON, NICOLE L	8.90	843,200	750,000	24,000	18,908.86	-
LEACH, DUNCAN N	5.00	40,000	146,900	24,000	1,962.95	-
LEACH, EDWARD	0.17	52,600	-	-	633.83	-
LEACH, EDWIN	43.80	104,300	45,900	-	1,809.91	-
LEACH, FERNALD R LIVING TRUST	30.27	192,100	-	-	2,314.80	-
LEACH, FERNALD R LIVING TRUST	4.27	130,800	70,000	24,000	2,130.44	-
LEACH, PAUL	4.40	80,900	256,900	-	4,070.49	Overpaid
LEACH, RICKY D	1.33	69,700	-	-	839.89	-
LEACH, SCOTT A	12.50	31,100	-	-	374.76	-
LEACH, TIMOTHY R	19.40	16,700	6,600	-	280.77	-
LEACH, VAUGHN	9.50	70,700	22,700	-	1,125.47	-
LEACH, VAUGHN W	19.00	74,500	-	-	897.73	-
LEACH, VAUGHN W	2.50	7,200	-	-	86.76	-
LEAVITT, DANNY L	1.00	40,300	45,300	24,000	742.28	-
LEBLANC, ROBERT P	5.82	436,200	267,000	-	8,473.56	-
LEDIEN, BENJAMIN	1.00	38,300	123,400	29,760	1,589.88	Overpaid
LEE, JOHN L	2.30	28,800	-	-	347.04	-
LEE, WESLEY T	4.59	38,900	131,700	24,000	1,766.53	1,807.16
Lefkowitz, Lawrence	3.50	201,300	408,000	-	7,342.07	-

Owner	Acres	Land	Building	Exempt	Original	Current
LEIGHTON, ELEANOR	6.50	64,400	88,800	29,760	1,487.45	-
LEIGHTON, RANDELL	10.20	61,500	91,900	24,000	1,559.27	-
LEIGHTON, SHELDON	27.78	104,300	111,400	24,000	2,309.99	-
LEONARD, DANA J	3.00	97,800	168,300	-	3,206.51	-
LEONARD, SONJA L	0.32	91,800	263,600	-	4,282.57	-
LESKO, LISA TRUSTEE	22.70	207,500	259,300	24,000	5,335.74	-
LETHEM, JONATHAN A	6.65	188,100	121,000	-	3,724.66	Overpaid
LETHEM, JONATHAN A	4.20	113,100	-	-	1,362.86	Overpaid
LEWIS, PATRICK S	1.00	38,300	144,200	-	2,199.13	1.50
LEWIS, PAUL	0.30	94,200	106,000	-	2,412.41	-
LIANG 2019 REVOCABLE TRUST UTD 5	5.00	244,200	398,100	-	7,739.72	-
LILLIJACK, LLC	17.00	282,300	-	-	3,401.72	3,479.96
LILLY, PAIGES	2.07	75,000	103,900	24,000	1,866.55	Overpaid
LINCOLN, SHARON P	0.25	52,700	44,700	-	1,173.67	-
LINDSAY, HELEN (97% INT)	3.12	540,800	198,500	-	8,908.57	-
LINEHAN, PATRICK J	0.30	47,200	135,600	-	2,202.74	-
LINNELL, ERIC	1.20	47,300	124,500	24,000	1,780.99	-
LIPSTADT IRREVOCABLE TRUST 1/2 INT	78.95	47,700	-	-	574.79	-
LIPSTADT IRREVOCABLE TRUST 1/2 INT	50.00	6,300	-	-	75.92	-
LIPSTADT, AARON TRUSTEE 1/2 INT	1.75	32,500	5,400	-	456.70	-
LIROS, SERGE as TRUSTEE OF	0.50	188,000	232,100	24,000	4,773.01	-
LITWILLER, LESLEY	1.10	70,300	234,000	24,000	3,377.62	-
LIZA ENGLISH NEVIN REVOCABLE TRUS	2.17	510,800	-	-	6,155.14	-
LOGAN, REGINALD	123.50	119,300	-	-	1,437.57	-
LOGUE, EDWARD AND PAMELA M. LO	5.00	255,400	75,600	-	3,988.55	-
LONG, CHRISTIE NICHOLSON	4.50	104,100	330,700	-	5,239.34	-
LONG, DAVID A. & JANE E.	0.50	117,900	131,400	-	3,004.07	-
LONG, JANET	3.26	782,100	107,700	-	10,722.09	-
LONG, JANET (1/2 INT)	15.50	130,900	-	-	1,577.35	-
LONG, KATHLEEN	10.50	82,200	101,500	24,000	1,924.39	-
LONG, MICHAEL	2.00	454,800	200,800	-	7,899.98	-
LONG, ROBERT	0.33	53,600	-	-	645.88	-
LONG, THOMAS V	3.94	21,100	-	-	254.26	-
LONGAKER, SUSAN R	4.40	286,300	151,500	-	5,275.49	-
LOOMIS, WILLIAM	1.04	38,400	71,900	24,000	1,039.92	-
LOONSONG PROPERTIES LLC	0.50	18,000	-	-	216.90	-
LOONSONG PROPERTIES, LLC	2.19	94,300	288,200	-	4,609.13	-
LORD, MARY	3.00	48,500	53,900	24,000	944.72	-
LORIO, NOAH	116.00	60,500	88,400	24,000	1,505.05	-
LOUKES, SCOTT C	1.00	67,200	136,700	24,000	2,167.80	-
LOWELL, MARYANNA	1.60	48,300	146,600	-	2,348.55	-
LOWELL, MEGAN	0.30	69,800	-	-	841.09	-
LOWELL, MEGAN	0.60	367,000	93,700	-	5,551.44	-
LOWELL, MEGAN C	30.00	102,900	-	-	1,239.95	-
LOWELL, MEGAN C	7.00	73,500	-	-	885.68	-
LOWRY, JERRY D	6.50	145,400	90,100	-	2,837.78	-
LUCAS, JOHN D	4.50	47,200	169,900	-	2,616.05	-
LUKER, TIVON N	2.10	18,100	138,200	-	1,883.42	-
LUND, CATHARINE C	57.70	1,083,100	69,500	-	13,888.83	-
LUSKEY, ANN K REVOCABLE TRUST	4.70	405,800	239,100	-	7,771.05	-
LYMBURNER, DELMONT	9.50	28,300	-	-	341.02	-
LYNN, ARTHUR J	2.20	32,800	112,000	-	1,744.84	-
LYON, HEATHER CELESTE	48.80	131,100	112,300	24,000	2,643.77	-
LYON, JAMES M. QUALIFIED PERSONAI	5.36	896,400	980,000	-	22,610.62	-
LYON, MARK E	86.00	144,300	-	-	1,738.82	1,778.81
LYONS, JOSEPH R	1.65	27,200	-	-	327.76	335.30
LYONS, LINDA	3.00	43,400	80,700	24,000	1,206.21	1,233.95
LYONS, ROBERT B	1.17	38,700	140,400	-	2,158.16	-
M.E. ASTBURY & SON, INC	18.20	23,200	-	-	279.56	-
MAAS, ELIZABETH	1.10	479,700	156,700	-	7,668.62	-
MACCANNELL, JOHN S	6.94	86,200	197,500	-	3,418.59	-
MACCARONE, KENNETH	1.35	65,500	116,900	-	2,197.92	-
MACDOWELL, WILLIAM	4.30	38,200	147,800	24,000	1,952.10	-
MACLEAN, ELAINE L	2.60	33,800	165,800	-	2,405.18	-
MACLEOD, DAVID	41.00	5,000	-	-	60.25	-
MACLEOD, LINDA (1/2 INT)	50.00	6,800	-	-	81.94	-
MACOMBER, SEANNA MARIE	16.00	63,800	192,900	24,000	2,804.04	-
MACQUINN, HAROLD INC.	173.00	139,000	-	-	1,674.95	-
MACQUINN, REBECCA TRUSTEE	22.45	187,600	431,000	-	7,454.13	-
MADCAP PROPERTIES LIMITED PARNT	3.83	1,152,000	543,900	-	20,435.60	-
MADCAP PROPERTIES LIMITED PARTN	0.50	2,100	-	-	25.31	-

Owner	Acres	Land	Building	Exempt	Original	Current
MADCAP PROPERTIES LIMITED PARTN	202.00	61,900	14,700	-	923.03	-
MADCAP PROPERTIES LIMITED PARTN	2.25	595,400	-	-	7,174.57	-
MADCAP PROPERTIES LIMITED PARTN	74.00	11,900	-	-	143.40	-
MADCAP PROPERTIES LIMITED PARTN	2.30	533,800	324,900	-	10,347.33	-
MADDEN, DEREK A	70.00	57,000	-	-	686.85	-
MADDEN, DEREK A	35.00	68,900	-	-	830.25	-
MADDEN, DEREK A	25.00	3,500	-	-	42.18	-
MADDEN, DEREK A	29.88	38,100	-	-	459.11	-
MADISON, SUSAN L., LEACH, EDWIN M	12.00	15,300	-	-	184.37	-
MADISON, SUSAN L., LEACH, EDWIN M	15.00	52,000	-	-	626.60	-
MADISON, SUSAN L., LEACH, EDWIN M	136.80	116,900	-	-	1,408.65	-
MAHON, TRENT M	26.80	77,500	139,600	24,000	2,326.86	-
MAHONY, MARK JOSEPH	1.00	148,800	-	-	1,793.04	1,830.55
MAIDEN, MARGARET	1.09	339,400	275,500	24,000	7,120.35	-
MAIDEN, MARGARET D	2.50	50,600	98,900	-	1,801.48	-
MAILLOUX, BRUCE	29.00	67,600	-	-	814.58	-
MAINE COAST HERITAGE TRUST	6.80	86,700	-	86,700	-	-
MAINE COAST HERITAGE TRUST	6.80	86,700	-	86,700	-	-
MAINE COAST HERITAGE TRUST	2.40	214,200	-	214,200	-	-
MAINE MILLING, LLC.	2.30	33,900	15,000	-	589.25	-
MAINE SCAPE, INC.	5.30	179,800	329,800	-	6,140.68	-
MAINE TREE HOUSE, LLC	1.80	193,700	368,100	-	6,769.69	-
MALINOWSKI, MARTHA G. TRUSTEE	0.60	128,000	345,100	-	5,700.86	-
MALLOW, DONALD	2.42	259,800	344,500	-	7,281.82	Overpaid
MALM, BARBARA	2.15	33,500	-	-	403.68	-
MALM, BARBARA	2.00	93,500	151,800	24,000	2,666.67	-
MALM, CARL R	10.00	478,100	-	-	5,761.11	-
MANDERSON, JOHN P	67.40	99,800	-	-	1,202.59	-
MANEY, TIMOTHY P	1.30	5,500	-	-	66.28	Overpaid
MANEY, TIMOTHY P	1.11	66,200	179,400	24,000	2,670.28	-
MANGANARO, ELLEN MORRIS	8.50	765,000	422,300	-	14,306.97	-
MANION FAMILY TRUST	5.50	171,700	238,800	-	4,946.52	-
MANION, PHILIP C	2.40	41,800	223,100	-	3,192.05	3,265.47
MANN, M JANE ALLEN	53.00	6,700	-	-	80.74	-
MANN, M JANE ALLEN	4.00	600	-	-	7.23	-
MANN, M JANE ALLEN	99.00	15,800	-	-	190.39	-
MANYAK, MICHELLE A	1.35	44,200	44,500	24,000	779.64	-
MANYAK, RAYMOND	8.80	68,200	92,800	29,760	1,581.44	-
MAREK, STEPHEN P	1.50	104,000	-	-	1,253.20	-
MAREK, STEPHEN P	1.01	2,600	-	-	31.33	-
MAREK, STEPHEN P	1.00	144,200	316,500	24,000	5,262.24	-
MARIE, ALEX	56.60	238,400	18,100	-	3,090.83	-
MARINE ENVIRONMENTAL RESEARCH I	0.20	235,700	312,900	548,600	-	-
MARKEY, EDWARD	23.00	143,300	186,200	24,000	3,681.28	-
MARKOS, JAMES L JR	-	59,500	136,200	-	2,358.19	-
MARKS, CARRIE A	1.89	74,500	83,800	24,000	1,618.32	-
MARKS, CHRISTOPHER	9.55	364,200	259,500	-	7,515.59	-
MARKS, ROGER	5.40	119,000	211,300	-	3,980.12	-
MARSH, JAMES III	2.00	66,300	63,300	-	1,561.68	-
MARSH, JAMES III	2.00	165,800	175,700	24,000	3,825.88	-
MARSHALL, GEOFFREY W	1.00	59,500	56,600	-	1,399.01	-
MARSHALL, GEOFFREY W	1.53	44,700	159,800	-	2,464.23	-
MARSHUETZ, RICHARD J	2.30	167,000	251,100	29,760	4,679.50	-
MARSHUETZ, RICHARD J	1.93	432,900	-	-	5,216.45	-
MARTIN, ANN	1.00	69,900	131,000	-	2,420.84	-
MARTIN, DELLA	6.40	51,500	155,800	24,000	2,208.77	-
Martin, Glenn D	2.51	37,000	144,000	-	2,181.05	-
MARTIN, MICHAEL H	2.40	41,800	13,600	-	667.57	682.92
MARTIN, MICHAEL H	2.40	41,800	8,000	-	600.09	Overpaid
Martin, Whitney Anne	11.50	58,000	204,800	24,000	2,877.54	-
MARTINEZ, JESSICA	6.10	33,300	-	-	401.27	410.50
MARVILLE, ROBERT C	2.10	506,800	623,900	24,000	13,335.74	-
MATAYO GROUP INVESTMENTS, LLC	1.40	39,300	73,600	-	1,360.45	-
MATAYO GROUP INVESTMENTS, LLC	0.31	74,300	67,900	-	1,713.51	-
MATTSON, BROCK	2.80	35,200	-	-	424.16	-
MATTSON, BROCK	3.24	28,700	-	-	345.84	-
MATTSON, BRUCE	92.96	134,100	261,400	24,000	4,476.58	-
MATTSON, BRUCE W	4.70	40,000	-	-	482.00	-
MATTSON, MATTHEW M	3.40	52,300	193,000	24,000	2,666.67	Overpaid
MAXIM, VICTORIA L	11.00	57,400	173,600	24,000	2,494.35	-
MAY, JAMES W. JR. & LINDA C. (TRUST	22.90	1,536,000	839,000	-	28,618.75	-

Owner	Acres	Land	Building	Exempt	Original	Current
MCALONIE, MEGAN M	18.00	157,500	139,100	-	3,574.03	-
MCB PARTNERSHIP	30.00	34,400	-	-	414.52	-
MCCARTY, KEVIN	23.90	99,300	177,900	-	3,340.26	-
MCCLURE, KATHLEEN	50.00	63,800	-	-	768.79	-
MCCLURE, KATHLEEN	61.44	151,900	232,700	24,000	4,345.23	-
MCCORMICK, ROBERT	0.50	24,800	61,200	24,000	747.10	-
MCCRUM, ARLINGTON B III TRUST (1	6.06	1,138,700	602,400	-	20,980.26	-
MCCURDY, ALEXANDER III	5.37	175,800	147,500	-	3,895.77	-
MCFARLAND, JASON R	5.00	30,600	-	-	368.73	Overpaid
MCFARLAND, MICHAEL M	2.70	47,700	130,000	-	2,141.29	-
MCFARLAND, MICHAEL M	2.60	34,700	-	-	418.14	-
MCFARLAND, ROSANNA	1.50	34,400	164,300	24,000	2,105.13	-
MCGAHA, MARK C	2.24	46,500	188,800	-	2,835.37	-
MCGRAW, ANN	4.05	40,900	193,500	24,000	2,535.32	-
MCGRAW, JOEL	14.00	1,200	-	-	14.46	14.79
MCGRAW, JUSTINE C	2.70	42,600	194,100	24,000	2,563.04	-
MCGRAW, KATHERINE	17.00	146,200	103,400	24,000	2,718.48	-
MCGUIRE, STEPHANIE E	1.15	26,700	97,200	-	1,493.00	-
MCHENRY, CHRISTINA	1.23	160,600	88,600	24,000	2,713.66	-
MCINTIRE, CHAD	0.64	33,200	91,300	24,000	1,211.03	-
MCINTYRE, JEAN	25.00	56,400	-	-	679.62	-
MCKAY, RICHARD	2.00	40,800	91,200	24,000	1,301.40	-
MCMANUS-RACKLIFF, JANICE M	8.20	53,800	82,200	24,000	1,349.60	-
MCMILLAN, JON T	6.19	183,100	242,800	24,000	4,842.89	-
MCNAMARA, ROBERTA H	1.92	74,600	208,100	-	3,406.54	-
MCNEARY, MATTHEW W	6.00	54,200	89,300	-	1,729.18	-
MCNEARY, RICHARD	1.57	354,400	91,300	-	5,370.69	-
MCTIGHE, ESME	40.00	10,400	-	-	125.32	-
MCVAUGH, MICHAEL	1.44	192,000	288,000	-	5,784.00	-
MCVAY, BRIAN	2.66	39,500	170,800	-	2,534.11	-
MCVAY, RAYMOND E. & JESSICA	37.50	45,400	-	-	547.07	-
MCVEY, MARGARET	0.70	1,800	-	-	21.69	Overpaid
MCVEY, MARGARET E	1.50	147,800	179,200	24,000	3,651.15	Overpaid
MEANS, RALSTON	3.47	8,800	-	-	106.04	-
MEANS, RALSTON	1.50	39,500	137,300	24,000	1,841.24	-
MECHEM, DENNIS	12.00	50,200	147,100	24,000	2,088.27	-
MELLOTT, AMY V	2.90	77,100	92,900	-	2,048.50	-
MERRIFIELD, JOHN P	5.34	91,800	223,800	24,000	3,513.78	-
MERRILL & HINCKLEY	-	-	433,000	-	5,217.65	-
MERRILL, RAY F REALTY TRUST	23.00	3,200	-	-	38.56	-
MESSENGER, ROBERT G	7.60	197,500	452,100	24,000	7,538.48	-
METAMORPHIC ARTS LLC	86.50	90,300	-	-	1,088.12	-
METAMORPHIC ARTS LLC	2.00	30,600	150,900	-	2,187.07	-
MEYER, JILL	33.20	34,000	-	-	409.70	419.12
MICHAEL L. RUDOLPH LIVING TRUST	1.06	98,000	255,100	-	4,254.85	-
MICHELSON, ALAN J	1.50	204,900	190,100	24,000	4,470.55	4,573.37
MICHELSON, ALAN J	-	-	79,300	-	955.57	977.55
MILINOVICH, MICHAEL	5.20	37,100	107,300	24,000	1,450.82	-
MILLER, BONNIE	34.10	74,100	24,000	-	1,182.11	-
MILLER, DAVID S	10.17	881,800	914,000	24,000	21,350.19	-
MILLER, JAYE E	2.00	28,100	16,900	24,000	253.05	-
MILLER, JOHN R	10.00	21,700	8,700	24,000	77.12	-
MILLER, LAURENE	0.75	113,900	167,600	-	3,392.08	-
MILLER, RICHARD T	4.25	109,400	141,800	-	3,026.96	-
MILLER-LITTLE, SAMUEL G	6.50	714,900	273,400	-	11,909.02	-
MILLIKEN, JOHN	77.00	280,500	289,400	24,000	6,578.10	-
MILLIKEN, JOHN	-	-	5,900	5,900	-	-
MILLIKEN, JOHN FJR	72.70	104,300	-	-	1,256.82	-
MILLIKEN, KAREN C P	0.50	66,100	-	-	796.51	-
MILLIKEN, LUCRETIA	1.00	35,800	98,300	24,000	1,326.71	-
MILLIKEN, NINA AZEILA	2.10	58,300	138,400	-	2,370.24	-
MILLS, MONTE D	3.50	172,100	147,900	-	3,856.00	-
MILLS, SALLY N	1.00	157,100	319,700	24,000	5,456.24	-
MILLS, SUSAN G	11.00	191,300	153,300	24,000	3,863.23	-
MILTNER, BRADLEY S	13.00	16,600	-	-	200.03	-
MILTNER, BRADLEY S	15.10	62,600	158,400	24,000	2,373.85	-
MILTNER, BRADLEY S	0.28	3,900	-	-	47.00	-
MIMOSA LLC	2.60	130,100	539,400	-	8,067.48	-
MINES RD REALTY, LLC	1.69	75,700	592,400	-	8,050.61	-
MINES ROAD REALTY, LLC	1.82	76,000	536,400	-	7,379.42	-
MITCHELL, FRANCESCA	23.40	212,300	188,200	-	4,826.02	-



Owner	Acres	Land	Building	Exempt	Original	Current
MITCHELL, FRANCESCA	1.00	190,100	184,200	24,000	4,221.12	-
MITCHELL, FRANCESCA,HENRY & PAUL	26.00	352,800	-	-	4,251.24	-
MITCHELL, JILLIAN E	4.31	39,000	-	-	469.95	Overpaid
MITCHELL, LORENZO	16.30	232,700	890,300	-	13,532.15	-
MITCHELL, ROBERT P	1.00	166,600	-	-	2,007.53	-
MITCHELL, THE SALLY K LIVING TRUST	0.25	63,800	-	-	768.79	-
MITCHELL, THE SALLY K LIVING TRUST	3.60	163,900	137,300	-	3,629.46	-
Mixer, Stephen & Stuart	2.00	40,800	40,100	-	974.85	-
MONAHAN, RICHARD P	5.50	49,700	75,000	-	1,502.64	-
MONROE, JAMES	28.00	79,100	120,800	24,000	2,119.59	-
MONROE, JAMES	14.00	48,500	9,100	-	694.08	-
MONROE, JONATHAN E	19.45	68,100	52,300	-	1,450.82	-
MONTGOMERY, ERIN	6.80	30,800	30,400	24,000	448.26	Overpaid
MOON, JANE	4.50	104,100	110,300	-	2,583.52	-
MOON, JANE	0.40	80,600	-	-	971.23	-
MOORE, DOUGLAS J. & CONNIE J.	22.00	58,400	10,000	24,000	535.02	-
MOORE, LAURA K	2.30	41,600	170,900	-	2,560.63	-
MOORS, KATHERINE	1.00	38,300	101,300	24,000	1,392.98	-
MOR, CAROLYN GREENE	8.30	70,300	168,100	-	2,872.72	-
MORAN, DENNIS	0.25	87,100	110,800	24,000	2,095.50	Overpaid
MOREY, TROY V	42.00	89,400	5,600	-	1,144.75	-
MORGENTHAUER-NANSON, PAMELA	0.85	67,600	203,000	-	3,260.73	-
MORRIS, CHRISTOPHER A	1.80	44,400	44,900	24,000	786.87	-
MORRIS, PADRAIG PEARSE	7.90	628,200	8,800	-	7,675.85	-
MORRISON, ANGUS D	13.48	52,500	87,600	-	1,688.21	-
MORRISON, JOHN G	12.69	1,500	-	-	18.08	Overpaid
MORRISON, LINDA K	2.00	727,400	679,100	-	16,948.33	-
MORSE, CLINTON S	12.10	556,600	294,700	-	10,258.16	-
MOSES, BRENDEN	32.00	36,800	-	-	443.44	-
MOTE, ALMA J	0.60	136,600	122,500	24,000	2,832.96	Overpaid
MOULTON, A.R.III	48.00	459,500	414,000	-	10,525.68	-
MOULTON, LYNDA W	2.85	68,500	202,000	24,000	2,970.33	-
MTE FAMILY LIMITED PARTNERSHIP	10.00	1,045,700	738,400	-	21,498.41	-
MULLEN, JONATHAN W	4.10	80,200	157,600	-	2,865.49	-
MULLIKEN, WILLIAM E	19.60	102,300	214,900	24,000	3,533.06	-
MUNROE, TIMOTHY W	10.50	61,800	120,700	-	2,199.13	-
MURFEY,LOUISE TRUSTEE OF THE	3.22	122,500	19,700	-	1,713.51	-
MURNIK, MICHAEL	2.00	74,800	271,500	-	4,172.92	Overpaid
MURPHY, CAROL	89.00	76,500	23,200	24,000	912.19	-
MURPHY, JEFFREY R CO-TRUSTEE	20.00	30,300	-	-	365.12	-
MURPHY, JODY A	0.40	61,400	74,200	24,000	1,344.78	-
MURPHY, LORI ALISON	4.02	46,000	207,000	24,000	2,759.45	-
MURRAY, BRENDAN JAMES	7.10	34,600	-	-	416.93	Overpaid
MURRAY, HENRY E	5.60	50,000	81,400	24,000	1,294.17	-
MURRAY, JAMES W	6.00	51,000	94,900	24,000	1,468.90	-
MURRAY, JOHN G III	15.00	44,600	-	-	537.43	-
MUTH, MARIA & MURFEY, WILLIAM T	4.24	181,200	12,900	-	2,338.91	-
MYEROWITZ, MOSHE	126.00	86,600	-	-	1,043.53	-
NALEWAJEK, KIMBERLY	5.70	37,500	-	-	451.88	-
NASON, STEVEN SIDNEY	4.70	73,200	142,700	24,000	2,312.40	-
NAZOR, HUGH	1.10	64,000	165,300	24,000	2,473.86	-
NEBLETT, PETER P (TRUSTEE)	0.98	96,100	260,600	-	4,298.23	-
NEILS, ELIZABETH A	3.70	45,100	105,000	24,000	1,519.51	-
NELESKI, ENID B	80.00	84,200	-	-	1,014.61	-
NELSON, CHRISTOPHER LEE	1.12	43,700	147,200	24,000	2,011.15	-
NEMETH, MICHAEL	1.20	47,300	193,200	-	2,898.03	-
NESBITT, JANE M	0.40	168,900	133,600	-	3,645.13	-
NETHERTON, HW III	5.18	709,200	203,100	-	10,993.22	-
NEUHAUSER, ANN 369%INTEREST	2.10	921,200	49,200	-	11,693.32	-
NEUHAUSER, ELINOR	2.70	42,600	150,200	-	2,323.24	-
NEUHAUSER, STEVEN & ANN	9.80	1,174,900	185,000	-	16,386.79	-
NEVELLS, ANGELA	1.80	39,800	56,400	-	1,159.21	1,185.87
NEVELLS, CLIFTON E	2.36	41,700	16,200	-	697.70	713.75
NEVELLS, CLIFTON E JR	0.66	33,500	178,800	-	2,558.22	-
NEVELLS, CLIFTON JR	2.00	40,800	51,400	24,000	821.81	840.71
NEVELLS, CORY TRAVIS	5.40	49,500	138,200	-	2,261.79	-
NEVELLS, DALE F SR	1.00	40,400	67,200	24,000	1,007.38	-
NEVELLS, DAVID	5.00	35,700	44,300	24,000	674.80	-
NEVELLS, DAVID	1.00	38,300	81,200	-	1,439.98	-
NEVELLS, FRED ELI	1.15	26,700	36,800	-	765.18	2.21
NEVELLS, GERALDINE ANN (LIFETIME C	10.00	56,100	119,200	24,000	1,823.17	-

Owner	Acres	Land	Building	Exempt	Original	Current
NEVELLS, JENNIFER L	-	-	14,500	-	174.73	178.75
NEVELLS, REGINALD	-	-	11,000	-	132.55	-
NEVELLS, RUTH W	1.03	35,400	4,300	-	478.39	-
NEVIN, ANNE C	0.92	464,400	274,800	-	8,907.36	-
NEVIN, ANNE C., NEVIN, ELIZABETH J., I	1.00	127,500	-	-	1,536.38	-
NEVIN, ANNE C., NEVIN, ELIZABETH J., I	1.60	81,600	-	-	983.28	-
NEVIN, ANNE C., NEVIN, ELIZABETH J., I	12.61	1,569,300	890,200	-	29,636.98	-
NEVIN, JENNIFER MITCHELL	11.50	827,500	220,100	24,000	12,334.38	-
NEWKIRK, ARTHUR D	14.95	104,900	394,000	24,000	5,722.55	-
Newton, Thomas	8.30	148,400	188,600	-	4,060.85	-
NEWTON, VICTORIA	1.30	162,800	90,800	-	3,055.88	Overpaid
NEWTON, VICTORIA	1.27	580,700	581,300	-	14,002.10	Overpaid
NICHOLAS, EDWARD P	1.50	714,000	459,400	-	14,139.47	-
NICHOLAS, GERRIT J	2.63	219,400	-	-	2,643.77	57.54
NICHOLAS, GERRIT TRUSTEE	1.70	659,600	320,900	-	11,815.03	315.32
NICHOLAS, OLIVIA JOHONNOT	0.84	88,000	113,600	-	2,429.28	-
NICHOLS, ANDREW	9.00	51,300	173,200	24,000	2,416.03	-
NICHOLS, TESSA ANN	0.54	56,500	65,500	24,000	1,180.90	-
NICHOLS, THOMAS B. CHARLES T	100.00	20,800	-	-	250.64	-
NICHOLSON, ELIZABETH	-	-	116,800	-	1,407.44	-
NIEHOFF, CHRISTOPHER W	40.20	129,900	294,300	24,000	4,822.41	-
NIEHOFF-GURWIN, ELSA W	18.50	258,100	230,800	-	5,891.25	-
NIGHTINGALE, RACHEL	1.70	40,000	328,500	-	4,440.43	-
NORRIS, ANDREW AJ	16.00	310,500	484,800	-	9,583.37	-
NORTHERN NEW ENGLAND TELEPHON	0.30	40,200	82,400	-	1,477.33	-
NORUMBEGA ENTERPRISES, LLC	0.50	60,100	15,600	-	912.19	-
NORWOOD, ADAM	115.00	130,100	-	-	1,567.71	-
NORWOOD, ADAM J	0.50	299,300	165,900	24,000	5,316.46	-
NORWOOD, JENNIFER S	5.40	126,700	101,200	-	2,746.20	-
NTC & CO. FBO R. PARKER SEMLER IRA	22.06	197,300	-	-	2,377.47	Overpaid
NUNN, ANDREA	3.70	63,000	176,200	24,000	2,593.16	-
NUNN, ANDREA	-	-	142,100	-	1,712.31	-
OBRIEN, PETER	1.05	144,300	186,500	29,760	3,627.53	-
O'BRIEN, STEPHEN	1.80	40,300	65,800	-	1,278.50	-
OCONNOR, JANE	1.20	153,700	187,000	-	4,105.44	-
OCONNOR, ROBIN C	0.40	18,900	-	-	227.75	-
OCONNOR, ROBIN C	55.00	261,800	214,300	-	5,737.01	-
ODELL, TERENCE K	1.00	38,300	92,800	24,000	1,290.56	-
OEHRMAN, CHARLOTTE TEICHMAN (50%	0.50	117,900	137,400	-	3,076.37	Overpaid
O'HARA, JOHN F	6.92	47,900	-	-	577.20	-
O'HARA, JOHN F	4.75	56,300	201,800	24,000	2,820.91	-
OLDACH, ELEANOR F TRUST FBO ANN S	5.40	115,100	173,700	-	3,480.04	-
OLIVETT, JEANNE G	3.40	19,700	800	-	247.03	-
OLUND, FRANK III	4.06	21,400	-	-	257.87	-
OLUND, RAYMOND D	6.50	77,100	115,900	-	2,325.65	Overpaid
ONE WEST LANE, LLC	0.90	152,600	508,300	-	7,963.85	-
OSBORN, HARRY M	2.88	43,000	43,800	-	1,045.94	-
OWEN, FRANCIS D TRUST AGREEMENT	-	-	25,500	-	307.27	-
OWEN, FRANCIS D TRUST AGREEMENT	1.43	60,600	44,000	-	1,260.43	-
OWEN, FRANCIS D. TRUST AGREEMENT	6.00	148,300	339,400	-	5,876.79	-
OWNER UNKNOWN	44.00	56,100	-	-	676.01	11,958.63
OWNER UNKNOWN	28.00	71,400	-	-	860.37	15,113.29
OWNER UNKNOWN	17.20	38,100	-	-	459.11	4,561.69
OWNER UNKNOWN	27.00	58,300	-	-	702.52	12,684.77
PACKARD, CHRISTOPHER	1.70	315,100	266,600	24,000	6,720.29	-
PACKARD, CHRISTOPHER A	4.52	52,300	128,700	-	2,181.05	-
PAGE, CHRISTOPHER	1.00	190,100	297,400	24,000	5,585.18	-
PAGE, CLIFTON	15.60	800	-	-	9.64	-
PAGE, CLIFTON	3.00	277,500	489,200	24,000	8,949.54	-
PAGE, CLIFTON M	0.30	81,500	60,900	-	1,715.92	-
PAGE, DIANA	0.60	68,200	219,700	24,000	3,180.00	-
PAINE, DONALD C	19.00	62,500	166,400	24,000	2,469.05	-
PAINE, DONALD C	6.50	33,800	-	-	407.29	-
PALADINO, JOHN	0.84	25,200	37,900	-	760.36	-
PALADINO, JOHN	100.00	73,300	-	-	883.27	-
PALERMO, GEORGE	5.90	458,200	150,200	-	7,331.22	-
PALERMO, GEORGE L	1.10	137,900	336,600	-	5,717.73	-
PALMER, DONALD	5.00	242,600	-	-	2,923.33	-
PALMER, GAYLE	0.30	26,300	29,100	-	667.57	-
PALMER, MARK	8.40	138,900	-	-	1,673.75	-
PANEPINTO, JENNIFER C	3.80	160,700	-	-	1,936.44	-
PAPPAS, CHRISTOPHER D. Trustee	0.90	545,800	-	-	6,576.89	-

Owner	Acres	Land	Building	Exempt	Original	Current
PAPPAS, SUSAN G. Trustee	1.90	582,700	532,300	-	13,435.75	-
PARKER POINT GOLF CLUB	0.35	352,000	19,600	-	4,477.78	-
PARKER POINT GOLF CLUB	8.80	2,127,000	-	-	25,630.35	-
PARKER POINT GOLF CLUB	78.80	647,500	559,100	-	14,539.53	-
PARKER POINT HOLDINGS, LLC	2.70	542,700	347,300	-	10,724.50	-
PARKER POINT ROAD, LLC	8.20	1,425,100	582,000	-	24,185.56	-
PARKER RIDGE COTTAGE ASSOCIATION	-	-	4,445,500	456,000	48,073.48	-
PARROTT, DANIEL	1.20	15,700	2,100	-	214.49	-
PARROTT, DANIEL S	3.30	168,700	236,000	24,000	4,587.44	-
PASTERNAK, DANIEL J	1.00	60,900	137,000	24,000	2,095.50	-
PATRICIA J CURTIS REVOCBALE TRUST	0.50	71,600	77,900	-	1,801.48	-
PATTEN, DIANA JANE	1.00	30,600	54,200	24,000	732.64	-
PATTEN, MARVIN C	0.85	18,800	10,400	-	351.86	-
PAULA DEITZ MORGAN REVOCABLE TR	10.50	13,400	-	-	161.47	-
PAULA DEITZ MORGAN REVOCABLE TR	12.60	72,200	-	-	870.01	-
PAULA DEITZ MORGAN REVOCABLE TR	61.30	107,100	-	-	1,290.56	-
PAULAS, JAMES	1.25	44,000	157,800	24,000	2,142.49	-
PEABODY, DAVID & VIRGINIA TRUSTEE	1.00	443,700	52,600	-	5,980.42	-
PEABODY, DAVID & VIRGINIA TRUSTEE	15.00	198,100	138,400	-	4,054.83	-
PEARSON, ALICIA	2.51	42,100	32,600	-	900.14	920.84
PEASLEE, STEVEN	0.94	36,500	104,500	29,760	1,340.44	-
PEASLEY, GREGORY	0.70	28,400	24,000	-	631.42	-
PEBORTH, SARAH	0.12	125,400	120,400	-	2,961.89	3.50
PELLETIER, CAROL	0.73	34,500	113,700	-	1,785.81	-
PELLITIER, WILLIAM T	2.50	37,000	110,800	-	1,780.99	-
PEMBERTON, GRETCHEN A	2.20	45,800	102,300	-	1,784.61	-
PEMBERTON, PHYLLIS LIVING TRUST	8.20	58,900	129,200	29,760	1,908.00	-
PEMBERTON, PHYLLIS LIVING TRUST	27.00	205,700	-	-	2,478.69	-
PEMBERTON, PHYLLIS LIVING TRUST	21.50	58,000	-	-	698.90	-
PENINSULA FARMS, LLC	8.60	2,600	-	-	31.33	-
PENINSULA FARMS, LLC	25.00	5,600	-	-	67.48	-
PENTECOSTAL CHURCH	1.20	38,800	101,900	140,700	-	-
PEPER, TIMOTHY W	1.80	45,400	167,700	-	2,567.86	-
PERIWINKLE GROUP, LLC	2.50	999,400	3,000	-	12,078.92	-
PERKINS, ANNE	1.75	40,200	160,100	24,000	2,124.42	-
PERKINS, DONNIE L	6.75	39,200	-	-	472.36	-
PERKINS, DONNIE L	1.50	37,600	84,600	24,000	1,183.31	-
PERKINS, DONNIE L	37.00	15,900	23,100	-	469.95	-
PERKINS, JOSEPH	1.50	44,600	188,400	24,000	2,518.45	-
PERKINS, JOSEPH	1.90	27,800	-	-	334.99	-
PERKINS, JOSEPH T	2.23	28,600	-	-	344.63	-
PERKINS, LAWRIS	150.00	32,800	-	-	395.24	-
PERKINS, LAWRIS A	26.00	63,800	-	-	768.79	-
PERKINS, MARY ANN MARITAL TRUST	0.20	235,700	546,500	-	9,425.51	-
PERKINS, MARY E	2.59	41,300	37,400	24,000	659.14	-
PERKINS, THOMAS	20.00	54,300	-	-	654.31	Overpaid
PERKINS, TIMOTHY	4.00	3,800	-	-	45.79	-
PERKINSON, PAUL B	1.50	117,100	157,500	-	3,308.93	-
PERT, CORRINNE C	34.00	74,000	-	-	891.70	-
PERT, DANIEL	1.70	42,200	85,900	24,000	1,254.41	-
PERT, DANIEL D	25.00	23,900	-	-	288.00	-
PERT, MERLE A JR	6.00	74,000	107,800	24,000	1,901.49	-
PERT, MERLE JR	15.00	14,300	-	-	172.32	-
PETRY, HEYWOOD MEGSON	4.20	102,900	273,500	-	4,535.62	-
PETTENGILL, RODNEY	1.52	20,500	-	-	247.03	Overpaid
PETTENGILL, RODNEY	3.22	4,100	-	-	49.41	Overpaid
PETTIGREW, NEAL	1.70	65,500	202,800	24,000	2,943.82	-
PETTIGREW, NEAL	2.00	5,100	-	-	61.46	-
PFISTER, SHERRY A	5.16	636,200	294,700	-	11,217.35	-
PFOHL, BENJAMAIN	-	-	12,600	12,600	-	-
PFOHL, BENJAMAIN	5.15	69,900	254,100	24,000	3,615.00	-
PIAZZA, LAWRENCE & ANNE, (TRUSTEE	4.90	1,099,900	773,000	-	22,568.45	-
PIERCE, WILLIAM E	2.60	201,500	-	-	2,428.07	-
PILLSBURY, GEORGE (HEIRS)	15.00	14,300	-	-	172.32	-
PINEAU, RONALD	5.50	70,400	120,300	24,000	2,008.74	-
PINKHAM, MATTHEW E	1.12	40,200	165,100	-	2,473.86	-
PIPER, HATTIE	2.83	42,900	52,900	29,760	795.78	-
PIPER, KEVIN	5.00	28,100	2,100	24,000	74.71	-
PLATNER, BRONSON	0.58	77,500	101,500	-	2,156.95	-
PLOUFFE, NANCY M	0.25	55,300	26,600	24,000	697.70	-
POCOCK, JOHN STEVEN	5.00	33,200	-	-	400.06	-

Owner	Acres	Land	Building	Exempt	Original	Current
POIRIER, PATRICIA	1.00	81,800	123,300	-	2,471.46	-
POISSON, FRANCESCA	1.00	43,400	143,000	24,000	1,956.92	-
POLAND, KEVIN & VIRGINIA A. (TRUST	2.70	498,700	282,200	29,760	9,051.24	Overpaid
POLITE, MARK B. (TRUSTEE)	8.16	69,300	3,400	-	876.04	-
POLITTE, MARK D	1.35	595,300	391,900	-	11,895.76	-
POLLARD, JUSTICE B	10.00	5,100	-	-	61.46	62.87
POLLARD, VICKI	9.00	261,400	209,000	24,000	5,379.12	-
POND HOUSE TRAIL DEVELOP ASSOC	2.50	4,300	-	-	51.82	-
POND HOUSE TRAIL DEVELOPMENT AS	2.53	4,300	-	-	51.82	-
POOLE, ROSEMARY	3.00	43,400	56,400	24,000	913.39	-
PORTLYN HOLDINGS, LLC	10.90	440,700	337,200	-	9,373.70	-
PORTO, KRISTINA CAITLYN	0.72	35,500	500	-	433.80	-
PORTO, KRISTINA CAITLYN	2.58	55,000	249,500	-	3,669.23	-
POUZOL, KAREN S	1.13	471,700	341,100	-	9,794.24	-
POUZOL, PHILIP R	2.00	33,800	24,300	-	700.11	-
POWELL, JOHN & WENDY, TRUSTEES	18.00	205,200	87,900	-	3,531.86	-
POWERS, EBEN D	1.90	40,500	41,600	-	989.31	-
PREMIUM CHOICE BROADBAND	-	-	4,700	-	56.64	-
PRESTON, BONITA	5.05	57,100	154,600	-	2,550.99	-
PRINKEY, DALE	1.00	89,300	72,800	-	1,953.31	-
PRIOR, CORNELIUS B., JR.	3.50	805,800	509,200	-	15,845.75	-
PRIOR-CROFOOT, JANICE W	2.00	256,400	112,600	29,760	4,087.84	-
PROUTY, FLORENCE B	115.88	194,400	395,400	24,000	6,817.89	-
PUGLIESE, TIMOTHY	0.62	27,300	10,200	-	451.88	992.52
PULGRANO, MATTHEW D	2.00	16,200	-	-	195.21	-
PURVIS, MARK	1.42	34,200	169,000	24,000	2,159.36	-
PURVIS, NIGEL H	11.70	695,900	731,000	-	17,194.15	-
Pusev, Heather D	5.00	53,600	53,700	24,000	1,003.77	-
QUINBY, KIPP M	0.97	69,400	51,600	24,000	1,168.85	-
QUIRON, CHERYLEEA	1.55	34,600	95,200	24,000	1,274.89	-
R. WYATT SANDERS TRUST	1.90	74,500	150,700	-	2,713.66	-
R.M. HILLYER LIVING TRUST	5.71	1,064,300	44,500	-	13,361.04	-
R4, LLC	1.31	39,000	105,800	-	1,744.84	-
RACKLIFFE, DAVID	9.00	88,800	152,800	24,000	2,622.08	-
RACKLIFFE, DAVID	2.10	75,100	132,200	-	2,497.97	-
RACKLIFFE, DENNIS	1.00	30,600	-	-	368.73	-
RACKLIFFE, DENNIS	1.80	61,500	81,000	-	1,717.13	-
RACKLIFFE, SUSAN (TIC)	3.00	77,400	130,600	24,000	2,217.20	-
RADCLIFF, ALYSSA	12.00	154,700	182,500	-	4,063.26	-
RAGOT, JEAN-NOEL	2.80	77,500	132,000	-	2,524.48	-
RAITEN, CHARLES WILLIAM	1.00	38,300	155,200	24,000	2,042.48	-
RAMEE, SUSAN	3.71	45,200	108,800	-	1,855.70	-
RAMOS, RYAN	1.93	40,600	96,000	-	1,646.03	-
RAMSDELL, ALLEN W	10.00	81,600	77,900	-	1,921.98	-
RAMSDELL, ALLEN W	11.00	82,900	150,100	24,000	2,518.45	-
RAND, WILLIAM B	4.00	78,000	248,900	-	3,939.15	-
RANDALL, RACHEL LYN	2.45	67,700	23,000	24,000	803.74	-
RANDALL, STEPHEN	1.00	38,300	79,700	-	1,421.90	-
RANKIN, EDWARD J	3.40	44,400	125,100	24,000	1,753.28	-
RAPP, NATHAN	4.00	45,900	167,100	-	2,566.65	-
RAPPAPORT, STEPHEN	0.25	87,100	128,200	24,000	2,305.17	-
RAPPAPORT, STEPHEN	0.50	52,600	-	-	633.83	-
RARED BLUE HILL, LLC	2.30	239,300	900,800	-	13,738.21	-
RAVIZZA, THOMAS	5.00	29,000	-	-	349.45	-
RAYNES, JOSEPH	3.81	55,000	67,200	-	1,472.51	Overpaid
RAYNES, JOSEPH	12.00	79,700	68,900	-	1,790.63	615.31
REAM, ERIKA A	1.00	31,800	46,100	-	938.70	-
RECCO, LINDA J	0.74	34,700	49,500	-	1,014.61	-
REDMAN, RANDY	3.50	44,000	38,800	24,000	708.54	Overpaid
REDMAN, STEPHEN	1.00	35,700	79,300	24,000	1,096.55	-
REED, JULIE C	2.90	68,600	187,300	24,000	2,794.40	-
REED, LEWIS C	4.04	26,900	-	-	324.15	-
REED, LEWIS C	2.98	24,200	-	-	291.61	-
REES, ELIZABETH	2.53	104,300	76,700	-	2,181.05	-
REID, REGINA	3.09	35,900	-	-	432.60	-
REMILLARD, BRENDA R	1.80	39,800	26,600	24,000	510.92	516.78
REUTER, CATHERINE M	1.50	394,500	300,000	24,000	8,079.53	-
RHODES, GEORGIA W	5.74	32,500	-	-	391.63	-
RHODES, STEPHEN G	53.00	64,800	-	-	780.84	-
RICHARD, ALLISON & TARJAN, JAN	35.00	68,900	-	-	830.25	-
RICHARDSON, JOHN	1.01	97,800	222,200	24,000	3,566.80	-

Owner	Acres	Land	Building	Exempt	Original	Current
RICHARDSON, JOHN E	0.50	114,900	133,900	-	2,998.04	-
RICHARDSON, JOHN S	7.40	1,507,900	722,000	-	26,870.30	-
RICHARDSON, LENETTE B	3.44	965,100	178,900	-	13,785.20	-
RICHARDSON, MARGARET E	1.00	522,800	121,000	-	7,757.79	-
RICHARDSON, MEREDITH	0.30	124,000	379,000	-	6,061.15	-
RICHARDSON, SUSAN SHERMAN (TRUS)	1.00	69,900	146,400	-	2,606.42	-
RICHARDSON, THOMAS F	2.30	837,700	1,352,500	-	26,391.91	-
RICHARDSON, THOMAS F	3.26	158,400	-	-	1,908.72	-
RICHTER, BRUCE W	1.50	264,800	264,300	-	6,375.66	-
RICKER, PENNY	43.00	40,300	16,400	-	683.24	-
RICKER, PENNY 1/2 INT	4.50	84,800	147,900	24,000	2,514.84	-
RIGGALL, GAVIN J	10.60	190,600	214,900	24,000	4,597.08	-
RILEY, JANET K	5.94	93,300	157,300	24,000	2,730.53	-
ROBERTSON, BETH ANN	6.20	7,900	-	-	95.20	-
ROBERTSON, BETH ANN	3.65	32,300	-	-	389.22	-
ROBERTSON, CHRIS D	0.30	59,300	111,800	24,000	1,772.56	-
ROBERTSON, CORY	0.20	77,400	75,200	24,000	1,549.63	-
ROBERTSON, DENNIS	0.60	164,600	26,000	-	2,296.73	-
ROBERTSON, DENNIS	0.75	71,600	141,300	24,000	2,276.25	-
ROBERTSON, FERNALD	12.50	35,800	-	-	431.39	-
ROBERTSON, FERNALD	0.95	69,700	101,500	29,760	1,704.35	-
ROBINSON, MARY REDNER	2.83	177,800	298,800	-	5,743.03	-
RODEGAST, PETER	80.00	51,200	35,200	-	1,041.12	-
RODES, THOMAS O	3.85	173,600	145,400	-	3,843.95	Overpaid
RODES, THOMAS O	2.25	64,400	65,100	-	1,560.48	Overpaid
RODGERS, FREDANEL	1.27	226,400	219,300	-	5,370.69	-
RODGERS, FREDANEL S	5.00	567,000	588,800	-	13,927.39	-
ROELOFS, RICHARD	2.50	84,600	193,000	24,000	3,055.88	-
ROESSLER, PETER C. & MARY R.	3.14	169,500	-	-	2,042.48	-
ROLFE, ROBERT A	79.97	108,400	50,600	24,000	1,626.75	-
ROLLINS, PATRICIA L	0.93	65,600	13,500	-	953.16	-
ROSEMEIER, SCOTT	3.86	37,000	119,100	24,000	1,591.81	-
ROSENTHAL, MARK	12.30	64,100	206,200	-	3,257.12	-
ROSS, KEVIN R	1.26	62,500	97,500	24,000	1,638.80	-
ROSS, MARYANNE	1.00	26,400	155,600	-	2,193.10	-
ROSSI, JACQUELINE	3.75	45,300	89,800	24,000	1,338.76	2,820.44
ROUNTREE, JUDITH N. TRUSTEE OF	32.00	182,800	358,800	-	6,526.28	-
ROUSSEAU, BARBARA J. REVOCABLE TR	0.25	46,800	69,100	-	1,396.60	-
ROWELL, KATHRYN P. & MARSH M. III	75.00	116,500	-	-	1,403.83	-
ROYSTER, VIRGINIA	3.30	86,300	-	-	1,039.92	-
ROYSTER, VIRGINIA P	4.50	1,105,000	267,500	24,000	16,249.43	-
RSQ, LLC	3.60	1,190,900	577,200	-	21,305.61	-
RUDLOE, ISAAC	0.20	79,300	131,900	-	2,544.96	-
RUDOLPH, NANCY &	0.25	40,800	52,600	-	1,125.47	-
RUNNELLS, GARY G JR.	5.20	37,100	222,400	-	3,126.98	-
RUSSELL, KENNETH R	3.20	25,500	-	-	307.27	-
RUSSELL, KENNETH R	3.66	50,100	320,500	-	4,465.73	-
RUSSELL, KENNETH R	4.27	28,200	-	-	339.81	-
RYAN, ANNA MAY LEIGHTON	2.50	42,100	66,100	-	1,303.81	-
RYAN, CASEY	2.41	36,700	123,300	-	1,928.00	-
RYAN, CONSTANCE	6.30	83,300	54,000	24,000	1,365.27	-
RYAN, DANIEL T	0.60	30,600	98,500	24,000	1,266.46	-
RYAN, GERRY L	5.00	40,200	23,600	24,000	479.59	490.62
RYNBRANDT, JENNIFER	0.31	26,900	44,300	-	857.96	-
SACARIDIZ, PAUL C	19.20	99,900	264,400	-	4,389.81	-
SADLIER, HUGH	0.60	118,400	140,100	-	3,114.93	-
SANDERS, BRYNN	7.40	40,000	-	-	482.00	-
SANDLIN, JOSEPH ALLAN	6.00	144,500	209,000	-	4,259.68	-
SANDS, CHRISTOPHER H	7.30	100,000	-	-	1,205.00	-
SANTANA, VALENTIN	0.75	64,300	149,200	-	2,572.68	-
SAUNDERS, BRADLEY	40.00	38,300	-	-	461.52	1,012.46
SAUNDERS, BRADLEY	22.70	2,600	-	-	31.33	-
SAUNDERS, BRADLEY J	90.00	108,800	-	-	1,311.04	2,682.75
SAUNDERS, CHRISTOPHER L	1.00	29,500	33,500	-	759.15	-
SAUNDERS, WALTER J JR	2.00	40,800	129,600	24,000	1,764.12	-
SAVALCHAK, MARTIN J	1.02	144,200	224,300	-	4,440.43	-
SAVIDGE, G PAUL	17.00	16,300	-	-	196.42	-
SAWYER, DANA W. & STEPHANI M. (TR	5.27	54,400	37,200	-	1,103.78	-
SAWYER, RICHARD M	15.00	71,000	95,900	-	2,011.15	-
SCARANO, MARK A	20.00	20,400	-	-	245.82	-
SCHIEFF, JEFFREY S	2.47	76,000	272,100	24,000	3,905.41	-

Owner	Acres	Land	Building	Exempt	Original	Current
SHELLHASE, ELISE	5.03	32,600	73,100	24,000	984.49	-
SCHULTZOW, DONNA M	6.37	51,500	101,900	29,760	1,489.86	-
SCHIDZICK-BRUNELLE, ELIZABETH J	1.20	33,700	111,500	-	1,749.66	-
SCHILDROTH, CORY J	3.00	43,400	151,200	-	2,344.93	-
SCHLUETER, JOHN REVOCABLE LIVING	5.50	129,600	48,500	-	2,146.11	-
SCHMIDT, KIM A CASE REVOCABLE TRL	5.00	61,200	-	-	737.46	-
SCHNEIDER, DAVID M	3.06	115,000	448,900	-	6,795.00	-
SCHNEIDER, SARAH C	5.15	36,100	35,100	-	857.96	Overpaid
SCHNIERLEIN, JOSEPH E. &	20.00	19,100	-	-	230.16	-
SCHOFIELD, DAVID	0.55	56,900	128,800	24,000	1,948.49	-
SCHRADER, DEBRA	5.60	92,500	135,900	-	2,752.22	-
SCHUBECK, WILLIAM	23.00	102,400	-	-	1,233.92	-
SCHUNEMANN, CHRISTINA	3.47	57,300	-	-	690.47	-
SCHUNEMANN, CHRISTINA	0.90	45,000	69,300	-	1,377.32	-
SCOTT, MICHAEL	5.10	48,700	287,400	-	4,050.01	-
SCOTT, MICHAEL S	17.20	21,900	-	-	263.90	-
SCROGGY, ARDENE	0.60	188,400	171,300	29,760	3,975.78	-
SEALANDER, ELSIE A	2.80	47,900	216,800	-	3,189.64	-
SEASIDE CEMETERY	10.90	1,155,600	-	1,155,600	-	-
SEAVER, ANDREW L	2.45	54,700	-	-	659.14	-
SEAWARD-BLUE HILL, LLC	-	59,500	157,100	-	2,610.03	-
SEAWARD-BLUE HILL, LLC	-	59,500	151,300	-	2,540.14	-
SEAWARD-BLUE HILL, LLC	-	59,500	138,600	-	2,387.11	-
SECRETARY OF HOUSING & URBAN DE	1.24	38,900	143,500	-	2,197.92	2,242.67
SEEGER, RICHARD EJ R	0.20	316,900	262,600	-	6,982.98	-
SEELEY, TIMOTHY J	10.90	65,700	208,000	24,000	3,008.89	-
SEIDLE, DORIS A (TRUSTEE)	3.00	76,300	177,100	-	3,053.47	-
SEMLER, CHRISTOPHER STRONG	1.40	739,500	214,300	-	11,493.29	-
SEMLER, LUCIE H, KATHERINE H	0.50	116,000	168,500	24,000	3,139.03	-
SEMLER, PARKER	7.94	186,000	175,900	-	4,360.89	-
SEMLER, R. PARKER, CHRISTOPHER S, i	1.60	79,100	-	-	953.16	-
SEMLER, R. PARKER, CHRISTOPHER S, i	1.00	149,800	91,700	-	2,910.08	-
SERENITEA LANE, LLC	6.70	96,100	116,600	-	2,563.04	2,621.99
SEVEN ACRES LLC	8.50	1,578,900	895,900	-	29,821.34	-
SEVEN CHIMNEYS LLC	5.50	325,300	1,356,100	-	20,260.87	-
SEVEN CHIMNEYS LLC	4.00	306,400	-	-	3,692.12	Overpaid
SEVEN CHIMNEYS LLC	5.40	323,400	170,600	-	5,952.70	-
SEVEN CHIMNEYS LLC	6.70	436,900	-	-	5,264.65	Overpaid
SEVEN CHIMNEYS LLC	0.70	15,600	9,400	-	301.25	Overpaid
SEYMOUR MCCLAUGHLIN FAMILY TRUS	3.50	87,100	183,800	24,000	2,975.15	-
SHACKETT, LOUISE G	4.43	89,500	100,200	24,000	1,996.69	Overpaid
SHAW, CURTIS S	5.50	964,800	1,450,900	-	29,109.19	-
SHAW, STUART B	1.90	150,500	151,900	-	3,643.92	-
SHAY, MATTHEW J	5.20	30,700	-	-	369.94	-
SHEAHAN, MICHAEL D	1.62	101,400	-	-	1,221.87	-
SHEEHAN, SCOTT D	3.00	6,800	14,900	-	261.49	-
SHELBY H. SILVERNAIL 2014 DECLARA	4.30	1,315,800	784,500	-	25,308.62	Overpaid
SHELTON, GREGORY S	20.00	138,500	-	-	1,668.93	-
SHENK, JANET L	2.15	96,300	119,800	-	2,604.01	-
SHEPHERD, MARTHA W	2.40	34,200	59,100	-	1,124.27	-
SHERIDAN BILLINGS, LLC.	16.50	173,300	19,900	-	2,328.06	-
SHIPMAN, JACOBSON M	20.04	63,800	79,400	24,000	1,436.36	-
SHOEMAKER, DAVID G	8.50	52,900	175,700	-	2,754.63	-
SIBBALD, DIANA	0.33	42,000	96,600	-	1,670.13	-
SICHTERMAN, NICHOLAS	0.67	68,200	206,500	24,000	3,020.94	-
SICHTERMAN, NICHOLAS	0.50	112,800	125,800	-	2,875.13	-
SIEKKINEN, GEORGE O JR	4.50	53,600	-	-	645.88	-
SILVERMAN, SUSAN B	0.70	137,200	111,500	-	2,996.84	Overpaid
SIMON, WILLIAM	12.50	262,000	356,100	24,000	7,158.91	-
SIMONDS, KIMBERLY JO	2.35	41,700	148,500	-	2,291.91	-
SIMS, MARK E	0.36	348,600	501,400	-	10,242.50	-
SISTERS SALSA, INC.	1.30	39,000	82,900	-	1,468.90	-
SKILLIN, TIMOTHY (TRUSTEE)	1.35	314,700	83,000	-	4,792.29	-
SLAGEL, JEANINE K	8.00	45,100	99,800	24,000	1,456.85	-
SLAVEN KIMBERLY	20.00	13,600	-	-	163.88	-
SLAVEN, ERNESTINE D Co-Trustee	51.10	120,600	-	-	1,453.23	-
SLAVEN, ERNESTINE D Co-Trustee	4.03	6,900	8,300	-	183.16	-
SLAVEN, HARLEY	0.33	74,300	77,700	-	1,831.60	-
SLAVEN, HARLEY E	5.40	13,300	-	-	160.26	-
SLAVEN, HARLEY ELLIS	3.70	134,700	156,400	-	3,507.76	-
SLAVEN, KIMBERLY	8.50	104,800	150,700	-	3,078.78	-

Owner	Acres	Land	Building	Exempt	Original	Current
SLAVEN, RALPH E JR	3.40	57,100	-	-	688.06	-
SLAVEN, RALPH E., JR	4.00	52,300	-	-	630.22	-
SLAVEN, RALPH E., JR.	1.00	38,300	29,700	-	819.40	-
SLAVEN, RALPH JR	0.60	97,700	241,500	24,000	3,798.16	-
SLAVEN, RALPH JR	-	-	5,200	-	62.66	-
SLAVEN, ROBERT JR. TRUST	1.50	714,000	243,600	-	11,539.08	-
SLAVEN, ROBERT K. JR (TRUSTEE)	27.40	99,300	1,500	-	1,214.64	-
SLAVEN, TERESA	3.60	50,000	85,900	24,000	1,348.40	-
SMALL, PHILIP	14.00	13,400	-	-	161.47	-
SMALL, PHILIP G	1.00	36,200	95,900	24,000	1,302.61	-
SMITH, COLBY P	50.00	82,500	7,000	24,000	789.28	-
SMITH, DIANE	2.60	67,800	111,600	24,000	1,872.57	-
SMITH, FOSTER B	3.60	44,100	106,800	24,000	1,529.15	-
SMITH, JERIN A	2.70	47,700	13,200	24,000	444.65	-
SMITH, JESSICA	-	-	9,000	-	108.45	-
SMITH, JR., BRIAN D	3.20	42,500	130,400	24,000	1,794.25	342.83
SMITH, LORETTA J	2.50	44,000	66,000	-	1,325.50	-
SMITH, MARILYN D	-	72,300	161,400	-	2,816.09	-
SMITH, MARY B	0.30	47,200	104,300	-	1,825.58	-
SMITH, RHONDA L	3.00	43,400	71,300	-	1,382.14	-
SMITH, RUSSELL I	1.90	40,000	65,100	24,000	977.26	-
SMITH, THEODORE C	-	-	40,300	-	485.62	-
SMITH, THEODORE C	13.00	54,400	-	-	655.52	-
SMITH, THOMAS	1.02	46,800	103,700	24,000	1,524.33	-
SMITH, THOMAS C	2.10	39,100	91,600	-	1,574.94	-
SMITHGALL, CELESTIA	3.60	769,300	568,200	-	16,116.88	-
SMITHGALL, JAMES T	17.50	95,400	-	-	1,149.57	1,176.01
SMITHGALL, JAMES T	18.10	96,200	-	-	1,159.21	-
SMYTHE, T.H. BUTLER, II, TRUSTEE	-	-	11,600	11,600	-	-
SMYTHE, T.H. BUTLER, II, TRUSTEE	5.31	74,700	177,500	5,760	2,969.60	-
SNOW, ANNA	0.80	27,800	115,900	24,000	1,442.39	-
SNOW, BARBARA W	13.20	78,000	233,500	-	3,753.58	-
SNOW, CHRISTIE M	2.40	33,300	45,100	-	944.72	-
SNOW, FAITH	1.20	38,800	100,700	24,000	1,391.78	-
SNOW, JANIS LEACH	15.00	39,400	280,300	-	3,852.39	-
SNOW, JEFFREY L	0.50	30,800	89,200	-	1,446.00	-
SNOW, JOSHUA ERIC	1.51	73,600	331,200	24,000	4,588.64	-
SNOW, LESLIE REVOCABLE TRUST	20.95	88,500	-	-	1,066.43	-
SNOW, MICHAEL	1.17	25,900	-	-	312.09	-
SNOW, MICHAEL	37.00	35,400	-	-	426.57	-
SNOW, MICHAEL	2.30	28,800	-	-	347.04	-
SNOW, MICHAEL	30.07	66,800	74,500	-	1,702.67	-
SNOW, MICHAEL	1.60	39,600	-	-	477.18	-
SNOW, MICHAEL W	12.00	3,800	-	-	45.79	-
SNOW, MICHAEL W	4.00	71,400	551,000	24,000	7,210.72	-
SNOW, NANCY	1.00	72,300	88,300	-	1,935.23	-
SNOW, STEPHEN	11.50	49,500	134,800	24,000	1,931.62	-
SNOW, STEPHEN	0.73	10,900	-	-	131.35	-
SNOW, THOMAS L	2.06	28,200	-	-	339.81	-
SNOWDEAL, JASON	2.50	76,100	149,100	24,000	2,424.46	2,480.22
SNYDER, WESLEY A	2.50	42,100	117,700	-	1,925.59	-
SO. BLUE HILL LADIES PUBLIC	0.10	27,000	145,400	172,400	-	-
SOCKEYE SALMON, LLC	20.55	356,200	361,000	-	8,642.26	-
SOMERS, JOHN	2.24	86,300	123,000	-	2,522.07	-
SOPER, BRIAN	0.40	45,300	113,800	24,000	1,627.96	-
SORIANO, JOSE	1.80	964,800	486,300	-	17,485.76	-
SORLIEN, BARBARA M	3.30	42,600	152,800	24,000	2,065.37	-
SOUKUP, MICHAEL A	10.00	7,200	-	-	86.76	-
SOUKUP, MICHAEL A	57.80	208,900	384,800	24,000	6,864.89	-
SOUTH BLUE HILL BAPTIST CHURCH	1.60	164,100	114,700	278,800	-	-
SOUTHSTREET DEVELOPMENT COMPA	4.22	627,700	1,847,900	-	29,830.98	-
SOUTHSTREET DEVELOPMENT COMPA	2.00	165,800	302,700	-	5,645.43	-
SPAMPANATO, TERRENCE M	7.33	34,400	-	-	414.52	-
SPANGLER, WILLIAM	33.33	89,000	172,700	-	3,153.49	3,226.02
SPANGLER, WILLIAM	20.00	59,400	-	-	715.77	Overpaid
SPRAGUE, ELIZABETH M	2.00	35,700	51,800	-	1,054.38	-
SPRAGUE, NANCY L	2.40	533,800	350,200	24,000	10,363.00	-
SQUIRES, SUSAN	27.00	33,700	-	-	406.09	-
STANBURY JR., JOHN	22.00	48,500	-	-	584.42	-
STANEWICK, MARK M	21.03	68,300	10,700	-	951.95	-
STANKO, RONALD	18.15	53,700	2,900	-	682.03	750.03

Owner	Acres	Land	Building	Exempt	Original	Current
STANKO, RONALD	10.00	54,200	96,100	24,000	1,521.92	Overpaid
STANKO, RONALD	120.40	105,700	-	-	1,273.69	1,357.22
STANTON, AMANDA CLUETT	2.00	313,100	256,800	-	6,867.30	-
STARK, ALEXANDRA R	14.00	93,300	213,400	-	3,695.74	-
STARK, ALEXANDRA R	4.10	37,700	-	-	454.29	Overpaid
STARK, ALEXANDRAS	9.20	177,700	142,000	-	3,852.39	3,940.99
STARRATT, KATRIN R	1.00	38,300	151,200	24,000	1,994.28	-
STATE OF MAINE	0.75	73,600	-	73,600	-	-
STATE OF MAINE	2.98	30,500	-	30,500	-	-
STATE OF MAINE, IFW	3.50	44,600	-	44,600	-	-
STEARNS, DAVID W	2.50	47,200	161,100	24,000	2,220.82	-
STEELE, JULIE	1.90	37,500	26,800	-	774.82	-
STEIN, THOMAS R. QPRT U/A/D	4.30	618,100	711,800	-	16,025.30	-
STEINBARGER, EVERETT J	2.00	72,900	184,900	-	3,106.49	-
STEPHENS, CHARLES J	50.00	69,800	256,700	24,000	3,645.13	-
STEPHENS, CHARLES J	3.09	30,800	-	-	371.14	-
STEPHENS, ROBERT W	-	-	25,400	25,400	-	-
STEPHENS, ROBERT W	20.00	206,600	234,200	24,000	5,022.44	-
STERN, LINDA	2.20	116,000	49,700	-	1,996.69	-
STEVENS 2021 SPOUSAL TRUST	0.25	7,400	-	-	89.17	-
STEVENS 2021 SPOUSAL TRUST	4.00	1,007,300	198,800	-	14,533.51	-
STEVENS 2021 SPOUSAL TRUST	3.40	1,087,200	1,100,700	-	26,364.20	-
STILLS POINT REALTY LLC	29.30	1,124,500	1,967,700	-	37,261.01	-
STINSON, JAMES M	0.50	28,200	23,300	-	620.58	-
STOERLE, ROBERT A	5.00	74,000	256,700	24,000	3,695.74	-
STOOKEY, NOEL	3.31	969,100	598,300	24,000	18,597.97	-
STOOKEY, NOEL	-	-	11,300	11,300	-	-
STOOKEY, NOEL	-	-	6,900	6,900	-	-
STOOKEY, NOEL P	59.00	9,900	-	-	119.30	-
STORCK, RICHARD R TRUST DTD	7.80	884,500	327,400	-	14,603.40	-
STORMS, WILLIAM	2.70	37,500	90,100	-	1,537.58	-
STOVER, EDWARD E	5.20	37,100	92,000	24,000	1,266.46	-
STOVER, JENNIFER P	3.70	32,400	-	-	390.42	399.40
STOVER, LOUISE	5.03	40,200	27,200	24,000	522.97	-
STOVER, PAUL	0.23	17,500	19,400	-	444.65	-
STOWE, LAURIE	1.60	108,800	157,000	24,000	2,913.69	-
STRASENBURGH, LYNNE B	0.30	147,300	152,700	-	3,615.00	-
STREHAN, CHRISTOPHER J	29.00	78,400	116,600	24,000	2,060.55	-
STRONG, ANDRE	0.35	50,600	98,700	-	1,799.07	-
STRUEVER, NANCY TRUSTEE	75.00	147,100	195,200	-	4,124.72	-
STRUEVER, NANCY TRUSTEE	32.00	75,900	46,700	-	1,477.33	-
STRUVE, NANCY L	0.60	118,400	121,200	-	2,887.18	-
STRUVE, NANCY L	2.32	414,600	-	-	4,995.93	-
STWERTKA, ALEXANDER	1.10	43,600	90,100	-	1,611.09	-
SUCSY, CORRINE B (LIFE ESTATE)	123.00	110,500	168,100	29,760	2,998.52	-
SUCSY, CORRINE B (LIFE ESTATE)	1.80	35,200	130,500	-	1,996.69	-
SUEBETSAL, LLC	569.00	32,000	-	-	385.60	-
SUEBETSAL, LLC	20.00	600	-	-	7.23	-
SULLIVAN, PAUL D., KNOWLES, JILLSC	11.40	36,600	-	-	441.03	-
SULLIVAN, ROBERT M	-	-	15,800	15,800	-	-
SULLIVAN, ROBERT M	111.00	56,500	193,700	24,000	2,725.71	-
SULLIVAN, ROBERT M	26.00	3,600	-	-	43.38	-
SULLIVAN, THEODORE	0.55	123,100	104,000	-	2,736.56	-
SUNDE, ELIZABETH STOOKEY, STOOKE)	5.01	68,000	-	-	819.40	-
SUSAN S. TAYLOR, TRUSTEE OF THE SU!	2.34	448,000	808,500	-	15,140.83	Overpaid
SWEENEY, THOMAS W	1.10	161,900	270,500	-	5,210.42	-
SWEET, DENIS M	4.89	90,700	234,800	24,000	3,633.08	-
SWEET, LAURIE R.	5.20	129,900	194,700	-	3,911.43	-
SWIFT, JAMES A	0.50	117,900	203,900	24,000	3,588.49	-
TAHERI, PAUL	2.86	576,000	799,200	-	16,571.16	Overpaid
TALBOT, JESSICA ANN	0.70	41,200	113,200	-	1,860.52	-
TALL TIMBERS REAL ESTATE PSHIP	100.00	2,087,800	252,600	-	28,201.82	Overpaid
TAPLEY, JEAN E	3.70	87,600	90,700	24,000	1,859.32	-
TAPLEY, KATE J	8.00	147,900	155,600	-	3,657.18	-
TAPLEY, ROBERT M	1.00	161,500	132,900	24,000	3,258.32	-
TAPLIN, COURTNEY N	1.50	39,500	145,600	24,000	1,941.26	-
TAPLIN, MARK	87.50	132,600	178,900	24,000	3,464.38	-
TAPLIN, MARK	40.00	27,200	-	-	327.76	-
TAPLIN, MARK	7.00	6,700	-	-	80.74	-
TAPLIN, MARK A	1.00	19,300	24,500	-	527.79	-
TARJAN, JAN R, ALLEN, CLAYTON	10.50	37,600	-	-	453.08	-



Owner	Acres	Land	Building	Exempt	Original	Current
TARLOW, LINDA J	3.20	43,900	134,200	-	2,146.11	-
TARR, TRACY, MICHAEL, DAVID, HOLL	1.50	65,000	80,700	-	1,755.69	-
TAYLOR, PHYLLIS D	5.80	619,700	510,900	-	13,623.73	-
TEIXIDO, NINA	15.36	337,600	301,800	-	7,704.77	-
THE BAY SCHOOL	38.85	66,000	-	66,000	-	-
THE BLUE HILL MEMORIAL HOSPITAL	0.33	154,100	100,500	-	3,067.93	3,138.49
THE BLUE HILL REALTY TRUST	2.20	787,300	993,100	-	21,453.82	-
THE GEORGE C. ALLEN PROPERTY TRUS	13.00	70,400	-	-	848.32	-
THE HANCOCK FAMILY TRUST	0.50	117,900	140,100	-	3,108.90	-
THE HAYES MAINE FAMILY TRUST	57.00	39,300	-	-	473.57	-
THE HAYES MAINE FAMILY TRUST	12.00	36,600	21,700	-	702.52	-
THE HAYES MAINE FAMILY TRUST	25.00	3,500	-	-	42.18	-
THE HSJ REAL ESTATE TITLE HOLDING T	120.00	83,500	-	-	1,006.18	-
THE JENNIFER & ROBERT PANEPINTO T	33.00	229,900	192,600	-	5,091.13	-
THE LAWRENCE FAMILY FOUNDATION	3.40	165,300	1,722,300	1,887,600	-	-
THE MAINE EVENT LLC	0.98	42,100	-	-	507.31	518.98
THE MANOR HOUSE, LLC	2.90	539,300	404,000	24,000	11,077.57	-
THE MERRIMAN FAMILY REVOCABLE TI	0.50	67,800	142,200	29,760	2,171.89	-
THE PENDLETON HOUSE	0.28	177,900	305,500	-	5,824.97	-
THE RESTATED SHERWIN 2000 TRUST	12.40	64,300	272,600	-	4,059.65	Overpaid
THE RICKER HOMESTEAD TRUST 1/2 IN	4.50	84,800	106,800	-	2,308.78	-
THE SAUNDERS REAL ESTATE TRUST	350.00	176,600	24,600	-	2,424.46	-
THE SAUNDERS REAL ESTATE TRUST	2.50	2,900	-	-	34.95	-
THE SAUNDERS REAL ESTATE TRUST	5.50	4,900	-	-	59.05	-
THE SEAN ST. L. L. GUINNESS REV TRUS	1.30	579,500	378,000	-	11,537.88	-
THERIOT, SUSAN B	3.50	49,700	148,900	-	2,393.13	-
THOMAS, STEVEN R	6.60	51,800	211,300	-	3,170.36	-
THOMPSON, CHRISTINE	1.15	23,800	33,000	-	684.44	487.48
THOMPSON, SHARON M	1.02	115,000	138,500	-	3,054.68	-
THORS, REGINALD F	4.90	742,900	373,900	-	13,457.44	-
THORS, REGINALD F. & ELIZABETH CLL	2.80	220,200	-	-	2,653.41	Overpaid
THORSEN, DWIGHT HILLIS, III	1.50	8,600	-	-	103.63	-
THULIN, JESSE C	1.00	43,400	151,400	-	2,347.34	-
TILLOTSON, MAURA	4.10	33,400	16,100	-	596.48	-
TILLOTSON, MAURAL	4.09	46,100	163,000	24,000	2,230.46	-
TILTON, ANNE	0.25	46,800	40,900	-	1,056.79	-
TITCOMB PROPERTIES LLC	0.30	54,200	142,900	-	2,375.05	-
TITCOMB PROPERTIES, LLC	2.60	84,300	333,600	-	5,035.70	-
TITCOMB PROPERTIES, LLC	-	-	14,100	14,100	-	-
TITCOMB, TERRI W LIVING TRUST	0.99	261,400	90,300	-	4,237.98	-
TOOLEY, ANDREW T	1.12	40,200	148,700	-	2,276.25	-
TORREY, CHRISTOPHER	1.57	39,700	176,700	24,000	2,318.42	-
TORREY, GEORGE W III	2.00	66,300	127,600	-	2,336.50	2,390.24
TORREY, LAWRENCE	1.00	44,800	95,400	29,760	1,330.80	-
TOWNSEND, MARK J	1.47	47,900	104,100	-	1,831.60	-
TRAUB, ANDREW W	58.20	117,800	202,300	24,000	3,568.01	-
TRAUB, RICHARD L	2.00	80,800	-	-	973.64	-
TREE OF LIFE	0.52	120,000	255,000	375,000	-	-
TREITLER, H MAX	0.35	178,500	154,200	-	4,009.04	-
TREITLER, HENRICK MAX	5.00	23,800	-	-	286.79	-
TREITLER, HENRICK MAX	2.75	23,800	23,000	-	563.94	-
TRELEASE, TIMOTHY M	9.00	54,800	145,600	-	2,414.82	Overpaid
TRIBBETT, KAREN G	92.00	68,600	201,100	-	3,249.89	-
TRIBBETT, KAREN G	106.00	42,300	15,100	-	691.67	-
TRUEHEART, HARRY P III	2.38	721,500	343,400	-	12,832.05	-
TRUNDY, AMY E	11.10	57,500	153,700	24,000	2,255.76	-
TUFTS, SCOTT	5.70	58,700	191,600	24,000	2,726.92	-
TUNNEY, AMY E	0.97	29,500	89,500	-	1,433.95	-
TURNER, WINSTON M	-	59,500	105,700	-	1,990.66	-
TWIN BROOKS, LLC	87.00	728,400	470,200	-	14,443.13	-
TYLER RENTAL, LLC	4.04	49,400	88,000	-	1,655.67	-
TYLER, BETTY	45.40	135,200	244,100	24,000	4,281.37	-
TYLER, JEREMY T	3.19	77,800	317,900	-	4,768.19	-
TYLER, JERUSA R	0.39	23,200	61,800	24,000	735.05	-
TYLER, JOYCE	3.32	25,000	-	-	301.25	-
TYLER, JOYCE	2.38	22,600	-	-	272.33	-
TYLER, JOYCE	1.66	20,800	-	-	250.64	-
TYLER, JOYCE	1.50	7,700	-	-	92.79	-
TYLER, KEAVENY	4.56	79,400	237,700	24,000	3,531.86	-
TYLER, KEAVENY	14.50	26,100	-	-	314.51	-
TYLER, KEAVENY; TYLER, KYLE	63.80	116,500	119,500	-	2,843.80	-

Owner	Acres	Land	Building	Exempt	Original	Current
TYLER, KEAVENY; TYLER, KYLE	-	-	-	-	-	-
TYLER, KYLE	3.00	48,500	133,900	24,000	1,908.72	-
TYLER, KYLE	0.13	16,400	25,100	-	500.08	-
TYLER, KYLE H	0.95	45,900	165,300	-	2,544.96	-
ULUMURI, LLC	1.40	193,700	139,400	-	4,013.86	-
UNION STREET CEMETERY	1.10	125,300	-	125,300	-	-
UNION TRUST CO.	0.40	222,700	285,200	-	6,120.20	-
VAGT, ROBERT F	75.00	60,600	-	-	730.23	-
VALANDRO, PAUL	3.50	31,900	-	-	384.40	-
VAN DUJJIN, CHRISTINA	3.30	49,200	207,200	24,000	2,800.42	-
VAN DUYN, CAROLYA	1.00	42,500	-	-	512.13	-
VAN HOFF, WILLIAM	30.26	54,700	-	-	659.14	-
VEAZIE, DOUGLAS	10.00	76,100	70,300	24,000	1,474.92	-
VEAZIE, DOUGLAS J	3.80	24,100	-	-	290.40	297.08
VEAZIE, DOUGLAS R JR	81.30	243,400	211,800	24,000	5,195.96	-
VEAZIE, JOHN F	0.98	26,400	39,900	24,000	509.72	-
VEAZIE, THOMAS	0.50	16,200	800	-	204.85	-
VEAZIE, THOMAS	94.60	276,100	128,300	-	4,873.02	-
VEAZIE, THOMAS	12.00	63,800	128,900	24,000	2,032.84	-
VER LEE, PETER	-	72,300	161,400	-	2,816.09	-
VERSANT POWER	0.20	7,762,100	-	-	93,533.31	-
VERSANT POWER	14.90	49,600	-	-	597.68	-
VIKING, INC	108.27	137,500	-	-	1,656.88	-
VIKING, INC	5.07	140,500	650,700	-	9,533.96	-
VIKING, INC	11.10	20,500	-	-	247.03	-
VILLAGE IMPROVEMENT ASSOCIATION	0.20	66,500	150,000	216,500	-	-
VINALL, HARRY	1.20	43,800	148,400	-	2,316.01	227.17
VOGT, KENNETH W	-	59,500	138,600	-	2,387.11	-
VU, TOTAM Q	16.00	20,400	-	-	245.82	-
VU, TOTAM Q	10.20	103,500	192,000	24,000	3,271.58	-
W. TABB MOORE & ROSALINE N. MOO	7.00	1,606,500	735,100	-	28,216.28	-
WAIT, SIERRA K	3.14	75,800	195,000	-	3,263.14	-
WALDEN, JONATHAN W	13.00	164,200	581,800	24,000	8,700.10	-
WALKER, ANNE M. & WALKER, JOHN M	2.47	33,500	70,500	24,000	964.00	-
WALKER, ROBERT S	57.80	136,600	202,100	24,000	3,792.14	-
WALLS, ROBERT J	16.00	63,800	117,600	33,600	1,780.99	-
WALLS, TIMOTHY R	1.75	40,200	55,600	24,000	865.19	883.78
WALSH, SEAN C	4.57	74,000	196,600	24,000	2,971.53	-
WALTON, JAMES V	18.00	49,700	27,100	24,000	636.24	-
WANNING FAMILY LIMITED PARTNERS	5.40	671,500	248,300	-	11,083.59	-
WANNING, CHRISTINE E	1.13	69,800	113,700	24,000	1,921.98	-
WARD, BARBARA	0.56	68,000	125,400	29,760	1,971.86	-
WARDAMASKY, DAVID J	1.00	33,200	94,400	24,000	1,248.38	-
WARNER, ALAN	151.09	69,300	107,700	-	2,132.85	-
WARREN, CHRISTIAN J	2.40	151,100	312,000	-	5,580.36	-
WATERLIGHT, LLC	2.50	431,300	65,700	-	5,988.85	-
WEBB, JAMES E	2.00	17,900	-	-	215.70	Overpaid
WEBBER COVE BOATYARD INC.	5.40	78,800	152,200	-	2,783.55	Overpaid
WEBBER, DWAYNE	5.70	7,300	-	-	87.97	-
WEBBER, DWAYNE	5.80	37,700	-	-	454.29	-
WEBBER, DWAYNE S	17.00	99,000	443,100	24,000	6,243.11	-
WEBBER, EILEEN FLORENCE LEACH TRI	0.80	119,200	162,400	-	3,393.28	-
WEBBER, EILEEN FLORENCE LEACH TRI	20.00	25,500	-	-	307.27	-
WEBSTER, ANDREW	11.57	83,600	179,200	-	3,166.74	3,239.58
WEBSTER, PAUL P	6.80	52,000	173,200	24,000	2,424.46	-
WEED, LINDA T	0.92	37,200	100,500	24,000	1,370.09	-
WEEKS, KEN	37.00	233,500	66,200	24,000	3,322.19	-
WEINBERG, KENNETH	1.00	120,100	174,100	29,760	3,186.50	-
WEISS, CATHERINE S	10.00	788,400	20,500	-	9,747.25	-
WEISS, MARTIN	5.50	684,400	215,900	24,000	10,559.42	-
WELLMAN, GABRIELLE	0.95	42,600	118,200	24,000	1,648.44	-
WELLS, JEAN E	1.80	40,300	19,800	24,000	435.01	445.02
WERNER, ELLEN J	1.00	38,300	141,500	-	2,166.59	-
WERNER, PETER A A	2.60	47,400	216,600	24,000	2,892.00	-
WERTH CAROLINE, GODFREY, LEONAR	0.13	600	-	-	7.23	-
WERTH, CAROLINE G	1.16	190,800	153,100	24,000	3,854.80	-
WERTH, CAROLINE G	3.70	88,000	-	-	1,060.40	-
WERTH, CAROLINE GODFREY	1.30	739,700	344,600	-	13,065.82	-
WERTH, CAROLINE GODFREY	10.40	105,200	-	-	1,267.66	-
WESSEL, ANITA C	12.00	58,700	-	-	707.34	-
WESSEL, JEFFERY	98.40	165,500	124,700	24,000	3,207.71	-

Owner	Acres	Land	Building	Exempt	Original	Current
WESSEL, JEFFREY	6.75	77,500	43,600	-	1,459.26	-
Wessel, Jesse P	47.60	104,000	139,600	24,000	2,646.18	-
WESSEL, JESSE P.	3.50	31,900	-	-	384.40	-
WESSEL, NORRIS D JR	5.42	70,800	-	-	853.14	-
WESSEL, NORRIS D SR	2.00	58,700	135,400	24,000	2,049.71	-
WESSEL, NORRIS JR	4.90	192,700	189,100	24,000	4,311.49	-
WESSEL, TERRANCE	2.00	58,700	107,400	24,000	1,712.31	-
WESSEL, TERRANCE	3.00	26,600	45,400	-	867.60	-
WESSEL, TERRANCE	0.84	67,300	96,600	-	1,975.00	-
WESSEL, TERRANCE A	39.90	68,200	-	-	821.81	-
WESTCOTT, HELEN O	1.00	120,100	181,500	-	3,634.28	-
WESTON, SARAH CARTER	1.50	48,000	115,200	-	1,966.56	-
WETLANDS FOUNDATION	179.00	88,100	-	-	1,061.61	-
WETLANDS FOUNDATION	63.90	58,900	-	-	709.75	-
WHALEN, MARGARET M	2.00	74,800	281,000	24,000	3,998.19	-
WHEELDEN, CLAYTON A	7.00	47,200	197,700	24,000	2,661.85	-
WHEELER, PENELOPE H	5.00	29,300	6,700	-	433.80	-
WHETSTONE, JOHN PHILIP	6.65	44,800	17,300	-	748.31	-
WHITE, BRODY	0.50	30,800	109,400	24,000	1,400.21	-
WHITE, CALEB J	1.83	45,500	119,000	-	1,982.23	-
WHITE, JASON M	19.85	102,700	228,700	-	3,993.37	-
WHITE, LAURIE C	0.50	136,200	80,300	-	2,608.82	-
WHITING, MARY	-	-	5,100	5,100	-	-
WHITING, MARY	1.50	91,400	187,600	24,000	3,072.75	-
WHITNEY, ELIZABETH	0.37	318,500	51,200	-	4,454.89	-
WHITNEY'S ELECTRIC, INC	1.39	20,100	-	-	242.21	-
WHITTLESEY, RICHARD A	1.10	128,600	182,700	24,000	3,461.97	-
WHYTE, NORMAN	3.60	39,800	143,900	24,000	1,924.39	-
WIBERG, KATIE	8.00	40,800	-	-	491.64	Overpaid
WIBERG, KATIE	1.50	39,500	206,400	24,000	2,673.90	Overpaid
WIGGIN, THEODORE KELLER	2.81	231,000	154,400	-	4,644.07	9,662.68
WIGGS, DEBORAH	11.00	62,500	148,300	24,000	2,250.94	-
WIGGS, DEBORAH J	1.69	45,100	63,900	-	1,313.45	-
WIGGS, DEBORAH J	2.95	37,500	36,300	-	889.29	-
WIGHT, RICHARD DONALD	10.00	72,300	111,900	-	2,219.61	-
WIGHT, SANDRA	-	-	32,200	-	388.01	-
Wight, Zachary R	97.70	118,700	-	-	1,430.34	-
WILBER, KEVIN	4.50	47,200	143,100	24,000	2,003.92	-
WILDER FAMILY GST EXEMPT TRUST	1.00	502,600	123,900	-	7,549.33	-
WILDER, AMOS T	11.00	889,100	150,100	-	12,522.36	-
WILHELM, LESLIE L WALTON	2.00	37,600	62,100	24,000	912.19	Overpaid
WILLIAM PHILLIPS BICKLEY & ANNE SI	20.60	241,100	216,600	-	5,515.29	-
WILLIAMS, CHARLES D	1.10	37,300	20,800	-	700.11	716.21
WILLIAMS, DARCI	4.10	29,500	21,000	-	608.53	-
WILLIAMS, GREGORY	2.50	30,200	112,200	-	1,715.92	-
WILLIAMS, HEIDI	23.80	53,600	-	-	645.88	-
WILLIAMS, KEITH	1.00	35,500	67,000	-	1,235.13	-
WILLIAMS, LINDA B	63.00	330,300	-	-	3,980.12	-
WILLIAMS, TANIS	1.40	38,400	142,500	24,000	1,890.65	-
WILLIAMS, TIMOTHY	2.20	1,093,100	492,800	-	19,110.10	-
WILLIAMS, TIMOTHY	2.75	83,100	1,000	-	1,013.41	-
WILLIAMSON, AUGUSTUS E	6.20	15,800	-	-	190.39	-
WILLIAMSON, AUGUSTUS E	18.80	199,100	-	-	2,399.16	-
WILLIAMSON, AUGUSTUS E	3.37	901,900	132,800	-	12,468.14	-
WILLIAMSON, CRAIG	4.00	21,300	-	-	256.67	-
WILLIAMSON, STERLING	9.93	189,400	250,200	24,000	5,007.98	5,123.16
WILLIAMSON, TRENT	3.81	45,400	191,800	-	2,858.26	Overpaid
WILLIS, RICHARD C	1.11	51,400	97,400	-	1,793.04	-
WILLIS, SARA	1.80	74,300	135,100	24,000	2,234.07	-
WILLMANN, ELEANOR	46.00	6,200	-	-	74.71	-
WILLMANN, JEFFREY	60.00	81,600	167,300	24,000	2,710.05	-
WILMERDING, PATRICK R(1/2 INT)	17.00	23,500	-	-	283.18	Overpaid
Wilson, Marty Living Trust	44.30	94,900	202,700	-	3,586.08	-
WINTERS, PENNY	-	-	-	-	-	-
WINTERS, SHANE	1.00	39,500	18,300	24,000	407.29	416.66
WINTERS, PENNY M.	6.60	63,200	79,800	24,000	1,433.95	-
WINTHROP, JOAN TRACKSTON	2.00	72,900	139,800	24,000	2,273.84	-
WISEMAN, RICK	1.50	42,700	117,800	29,760	1,575.42	1,611.65
WITHAM, ARLENE W	6.00	72,300	-	-	871.22	-
WOERNER, CHRISTOPHER R	0.68	79,000	33,400	-	1,354.42	-
WOISARD, J KENNETH	0.10	59,800	79,000	-	1,672.54	-

Owner	Acres	Land	Building	Exempt	Original	Current
WOISARD, J KENNETH	0.75	119,000	149,700	24,000	2,948.64	-
WOLF, MICHAEL	4.12	348,200	330,800	24,000	7,892.75	-
WOLF, STEPHEN M	5.10	1,025,100	350,000	-	16,569.96	-
WONG, DEBRAG	-	59,500	114,600	-	2,097.91	-
WOOD, DAVID L	0.17	2,800	-	-	33.74	-
WOOD, DENNIS	29.01	37,000	-	-	445.85	-
WOOD, RAYMOND W	0.45	64,700	99,500	-	1,978.61	-
WOODARD, JEAN M	0.87	140,900	-	-	1,697.85	-
WOODRUFF, DIANE P	1.20	72,800	152,100	24,000	2,420.84	-
WOODS POINT NOMINEE TRUST	2.00	621,000	252,700	-	10,528.09	-
WOODS, FREDERICK	1.20	43,900	63,200	24,000	1,001.36	-
WOODWARD, REBEKAH I	13.00	59,900	135,000	24,000	2,059.34	-
WOOTEN, J BENJAMIN	22.02	215,900	451,000	24,000	7,746.95	-
WOOTEN, KATE W	4.80	187,300	136,200	-	3,898.18	Overpaid
WYATT, KAREN A TRUST	0.75	141,600	185,800	24,000	3,655.97	-
WYETH, JACKIE	5.30	37,300	141,800	24,000	1,868.96	-
WYMAN, ROSEMARY K	5.60	121,100	44,800	-	1,999.10	-
YARDY, RAYMOND	5.60	78,900	215,500	24,000	3,258.32	-
YARUTA YOUNG, SUSAN	2.07	93,800	166,400	24,000	2,846.21	-
YESLEY, MARJORIE	9.40	89,300	171,900	24,000	2,858.26	-
YNTEMA, LAURIE	15.60	800	-	-	9.64	-
YNTEMA, LAURIE	12.60	192,700	311,800	24,000	5,790.03	-
YORK, ELIZABETH	9.00	175,100	4,500	24,000	1,874.98	-
YORK, ELIZABETH	0.09	15,300	-	-	184.37	-
YORK, MARTHA	1.20	81,300	111,500	24,000	2,034.04	-
YOUNG, BRANDON W	1.00	38,300	106,500	-	1,744.84	-
YOUNG, JON CHRISTOPHER	3.00	72,300	151,000	24,000	2,401.57	-
YOUNG, VERONICA L	0.40	106,800	120,100	24,000	2,444.95	-
YOUNKER, LESTER	4.00	45,900	69,700	24,000	1,103.78	-
YURCHICK, CHESLEY SR	3.75	36,800	44,200	24,000	686.85	902.04
ZACHARY S. MARTIN TRUST	0.65	127,600	-	-	1,537.58	Overpaid
ZACHARY S. MARTIN TRUST	3.20	1,264,000	2,699,100	-	47,755.36	-
ZAMBOM, FABIOLA SERENA CECILIA TF	1.00	88,800	500	-	1,076.07	-
ZAMBOM, FABIOLA SERENA CECILIA TF	1.20	244,700	242,200	24,000	5,577.95	-
ZDANIS, WILLIAM R., JR	8.80	49,500	245,700	24,000	3,267.96	-
ZENTZ, GEOFFREY C	0.40	61,400	87,400	-	1,793.04	-
ZIMMERMAN, DAVID G	3.93	41,500	-	-	500.08	-
ZONIS, NADIA	60.00	190,600	105,500	-	3,568.01	-
<b>TOTALS</b>	<b>40,166</b>	<b>360,620,700</b>	<b>353,152,700</b>	<b>59,986,440</b>	<b>7,878,138</b>	<b>234,155.4</b>

## Budget Committee Report

This year's Annual Town Meeting will once again be held in person at the Blue Hill Consolidated School, as we hope that we may be moving beyond the worst of the pandemic. The Budget Committee has worked closely with the School Committee and Select Board to scrutinize the proposed budget and to discuss changes it feels strongly about.

In this year's budget, costs are up moderately for many items, generally as a result of nationwide increases, such as higher wages, healthcare prices, and costs of goods and services. We are all aware that prices are rising across the board, and the Town of Blue Hill's budget reflects this economic reality.

Overall, the Budget Committee agrees with the recommendations of the School Committee and Select Board. There are, however, several areas where some additional context may be useful as you consider your vote on the budget articles and other requests.

**School Budget** - The 2022-23 operating education budget is up 3.9% compared to the 2021-22 budget. This year's budget includes - contracted raises for school employees, monies for required maintenance (related mainly to roof repairs and future HVAC system renovations), increases for inflation, and a new math curriculum for grades K-8. Voters should be reminded that the 2021-2022 budget was down 1.2% from the 2020-2021 budget (primarily from a reduction of secondary tuition and special education costs), and that prior budgets (in recent history) did not have to contend with historical high levels of inflation. The Budget Committee agrees with the operating budget brought forward by the School Committee and would encourage the School Committee to build sufficient reserve accounts to provide monies for future maintenance spending that is foreseeable (this would help reduce the impact of these expenditures when they occur).

**GSA Tuition** - George Stevens Academy (GSA) has again requested a payment from each "sending town," including Blue Hill, above the state-specified minimum amount. This year, the amount requested is \$1,700 per pupil (\$170,000 - assuming 100 Blue Hill GSA students). The Budget Committee recommends a "yes" vote on this request because we support the school's operation without the elimination of any current programs, and we recognize the valuable role the school plays in our community. We would also like residents to know that the Budget Committee's decision was not unanimous; specifically, the committee wished for more information from GSA about its 2022 budget and proposed use of town funds, about which nothing was provided in addition to what is publicly available on the school's website. Next year, the Budget Committee would very much like to receive relevant financial information from GSA early in the

budgeting cycle (e.g., in January), so that the committee may gain a better understanding of the school's need-based requests.

**Blue Hill Family YMCA/ Lawrence Family Fitness Center** - The Lawrence Family Fitness Center, a branch of the Down East Family YMCA, continues to be a fantastic resource for Blue Hill, and the Budget Committee recommends a "yes" vote on their request for \$20,000 from the Town in 2022. In discussing this request amongst ourselves and with the Select Board, it was acknowledged that the YMCA is fulfilling several functions that other town municipal recreation departments do. From opening the pool on Sundays at no cost to non-member residents, to providing financial aid in the form of memberships to those in need, the YMCA is providing well for the people of Blue Hill. Along with our recommendation to approve their request, we recommend that the Town's Recreational Department and the YMCA develop a closer (more collaborative) relationship going forward, with the intent of expanding on these and other community offerings.

**Road Maintenance/Repair Budget** - The Select Board is recommending a substantially increased appropriation for the maintenance and repair of town roads. As many residents can attest, the condition of town roads overall has been deteriorating over the last decade or more. In 2021, \$1.19 million was appropriated for the road budget (and just over \$1 million was actually spent). For 2022, the Board's recommendation is for an appropriation of \$1.39 million. Most of this increase is attributable to a yet-to-be-determined major road project, and associated engineering costs. The advice of the Road Commissioner and an outside engineering firm hired to evaluate our roads and strategies for repair indicates that the Town needs to spend approximately \$500,000 annually on maintenance and repair just to offset the annual wear and tear on our roads. In consideration of this advice, the Budget Committee recommends a "yes" vote on Article 25.

**Conclusion.** We think this year's proposed budget provides for appropriate levels of spending and we support the budget as presented with two exceptions. First, but with some reservations, the budget committee is in favor of the GSA request for additional tuition monies; and second, the budget committee is in favor of the Blue Hill Family YMCA/ Lawrence Family Fitness Center's request for support.

Respectively submitted,

**Town of Blue Hill Budget Committee**

Mindi Crippen

Aran Lawrence

Carolyn Mor

John Richardson (Chairman)

Town of Blue Hill  
**2022 WARRANT**

State of Maine, County of Hancock  
 Town of Blue Hill

To: Kevin Piper, Constable of said Blue Hill, in said County.

Greetings: In the name of the State of Maine, you are hereby required to warn and notify the voters of Blue Hill, in said County, qualified by law to vote in Town affairs, to meet in the auditorium at the Town Hall, Blue Hill, on Friday, April 1, 2022, at 9:30 am, then and there to act on the following articles to wit:

**ARTICLE 1.** To choose a moderator to preside at said meeting.

*NOTE: Articles 2 and 3 are to be acted upon by written ballot on Friday, April 1. The polls will be open for voting at the Town Hall at 10:00 am and close at 8:00 pm. The meeting will reconvene Saturday, April 2, 2022 at the Blue Hill Consolidated School gymnasium at 9:00 am and will run until adjourned by the moderator.*

**ARTICLE 2.** Election of officers

**ARTICLE 3.** GSA Tuition Funding Request

**ARTICLE 4.** To authorize the moderator at his/her discretion, to dispense with the complete reading or re-reading of an article and allow the Town to vote by written ballot upon a request from 10 or more voters.

**ARTICLE 5.** To authorize the moderator to continue his/her responsibilities until all articles have been received and verified as to the outcome.

### EDUCATION ARTICLES

**ARTICLE 6.** To see what sum the Town will authorize the School Committee to expend for Regular Instruction. (Elementary Instruction Program, Secondary Instruction Program, Alternative Education, English as a 2nd Language, Gifted and Talented)

**School Committee Recommends:   \$3,714,674.27**  
**Budget Committee Recommends:   \$3,714,674.27**

**ARTICLE 7.** To see what sum the Town will authorize the School Committee to expend for Special Education. (Special Education Programs and Administration)

**School Committee Recommends:   \$878,530.09**  
**Budget Committee Recommends:   \$878,530.09**

**ARTICLE 8.** To see what sum the Town will authorize the School Committee to expend for Other Instruction. (Co-curricular, Extra-curricular, Summer School)

<b>School Committee Recommends:</b>	<b>\$44,166.62</b>
<b>Budget Committee Recommends:</b>	<b>\$44,166.62</b>

**ARTICLE 9.** To see what sum the Town will authorize the School Committee to expend for Student and Staff Support. (Guidance Services, Health Services, Library Services, Instructional Technology, Instructional Staff Training, Curriculum Development)

<b>School Committee Recommends:</b>	<b>\$278,815.56</b>
<b>Budget Committee Recommends:</b>	<b>\$278,815.56</b>

**ARTICLE 10.** To see what sum the Town will authorize the School Committee to expend for System Administration. (School Board Services, Office of the Superintendent Services)

<b>School Committee Recommends:</b>	<b>\$171,097.47</b>
<b>Budget Committee Recommends:</b>	<b>\$171,097.47</b>

**ARTICLE 11.** To see what sum the Town will authorize the School Committee to expend for School Administration.

<b>School Committee Recommends:</b>	<b>\$307,938.82</b>
<b>Budget Committee Recommends:</b>	<b>\$307,938.82</b>

**ARTICLE 12.** To see what sum the Town will authorize the School Committee to expend for Transportation and Buses.

<b>School Committee Recommends:</b>	<b>\$324,460.39</b>
<b>Budget Committee Recommends:</b>	<b>\$324,460.39</b>

**ARTICLE 13.** To see what sum the Town will authorize the School Committee to expend for Facilities Maintenance. (Maintenance/Custodial, Capital Enhancement & Improvement, Capital Renewal & Renovation)

<b>School Committee Recommends:</b>	<b>\$409,269.62</b>
<b>Budget Committee Recommends:</b>	<b>\$409,269.62</b>

**ARTICLE 14.** To see what sum the Town will authorize the School Committee to expend for Debt Service and Other Commitments.

<b>School Committee Recommends:</b>	<b>\$129,841.98</b>
<b>Budget Committee Recommends:</b>	<b>\$129,841.98</b>



**ARTICLE 15.** To see what sum the Town will appropriate for the total cost of funding public education from kindergarten to grade 12 as described in the Essential Programs and Services Funding Act and to see what sum the Town will raise as the Town's contribution to the total cost of funding public education from kindergarten to grade 12 as described in the Essential Programs and Services Funding Act in accordance with the Maine Revised Statutes, Title 20-A, section 15688.

**School Committee Recommends that \$4,549,235.68 be appropriated  
and \$4,129,021.68 be raised.**

**Budget Committee Recommends that \$4,549,235.68 be appropriated  
and \$4,129,021.68 be raised.**

*“State-Mandated Explanation: The town’s contribution to the total cost of funding public education from kindergarten to grade 12 as described in the Essential Programs and Services Funding Act is the amount of money determined by state law to be the minimum amount that a municipality must raise in order to receive the full amount of state dollars.”*

**ARTICLE 16. (Written Ballot Required).** To see what sum the Town will raise and appropriate in additional local funds, which exceeds the State’s Essential Programs and Services allocation model as required to fund the budget recommended by the School Committee.

**School Committee and Budget Committee Recommend \$1,709,559.14** for additional local funds and give the following reasons for exceeding the State’s Essential Programs and Services funding model by \$1,709,559.14: in order to maintain current programs and offerings.

*State-Mandated Explanation: The additional local funds are those locally raised funds over and above the town’s local contribution to the total cost of funding public education from kindergarten to grade 12 as described in the Essential Programs and Services Funding Act and local amounts raised for the annual payment on non-state funded debt service that will help achieve the municipality budget for educational programs.*

**ARTICLE 17.** To see what sum the Town will authorize the School Committee to expend for the fiscal year beginning July 1, 2022 and ending June 30, 2023 from the Town’s contribution to the total cost of funding public education from kindergarten to grade 12 as described in the Essential Programs and Services Funding Act, non-state-funded school construction projects, additional local funds for school purposes under the Maine Revised Statutes, Title 20-A, section 15690, unexpended balances, tuition receipts, state subsidy and other receipts for the support of schools.

**School Committee Recommends:     \$6,258,794.82**

**Budget Committee Recommends:     \$6,258,794.82**

**ARTICLE 18.** To see what sum the Town will authorize the School Committee to expend for the food service program (the **School Committee recommends \$191,833.47**) and to see what sum the Town will raise and appropriate for the local share (the **School Committee recommends \$56,833.47**) with authorization to expend any additional, incidental, or miscellaneous receipts in the interest and for the well-being of the food service program.

<b>School Committee Recommends:</b>	<b>\$56,833.47</b>
<b>Budget Committee Recommends:</b>	<b>\$56,833.47</b>

**ARTICLE 19.** To see if the Town will authorize the School Committee to raise and appropriate funds for the Technology Reserve Fund (current balance is \$10,000).

<b>School Committee Recommends:</b>	<b>\$5,000.00</b>
<b>Budget Committee Recommends:</b>	<b>\$5,000.00</b>

**ARTICLE 20.** To see if the Town will authorize the School Committee to raise and appropriate funds for the Capital Improvement Reserve Fund (current balance is \$15,000).

<b>School Committee Recommends:</b>	<b>\$30,000</b>
<b>Budget Committee Recommends:</b>	<b>\$30,000</b>

**ARTICLE 21.** To see if the Town will authorize the School Committee to transfer \$50,000 from the undesignated general fund balance at the end of the 2021-2022 fiscal year to the existing Capital Improvement Reserve Fund.

<b>School Committee Recommends:</b>	<b>\$50,000.00</b>
<b>Budget Committee Recommends:</b>	<b>\$50,000.00</b>

**ARTICLE 22.** To see what sum the Town will authorize the School Committee to expend from the Capital Reserve Fund for the purpose of roof repairs.

<b>School Committee Recommends:</b>	<b>\$50,000.00</b>
<b>Budget Committee Recommends:</b>	<b>\$50,000.00</b>

## RECURRING MUNICIPAL BUDGET ARTICLES

### General Government

**ARTICLE 23.** To see if the Town will vote to raise and appropriate \$293,800 from **Property Tax** and appropriate \$20,000 from **Fees** and \$150,000 from **Revenue Sharing** for the **General Government Account**.

<u>2021 Appropriation</u>	<u>2021 Expended</u>	<u>2022 Select Board Recommends</u>	<u>2022 Budget Committee Recommends</u>
\$ 411,776	\$ 378,222	\$ 463,800	\$ 463,800

**ARTICLE 24.** To see if the Town will vote to raise \$106,000 from **Property Tax**, with \$96,000 appropriated for the **Town Hall** account and \$10,000 appropriated to the **Town Hall Reserve**.

<u>2021 Appropriation</u>	<u>2021 Expended</u>	<u>2022 Select Board Recommends</u>	<u>2022 Budget Committee Recommends</u>
\$ 60,000	\$ 45,909	\$ 106,000	\$ 106,000

**ARTICLE 25.** To see if the Town will vote to raise and appropriate \$27,000 from **Property Tax** for **Select Board Wages and Payroll Taxes**.

<u>2021 Appropriation</u>	<u>2021 Expended</u>	<u>2022 Select Board Recommends</u>	<u>2022 Budget Committee Recommends</u>
\$ 16,200	\$ 14,213	\$ 27,000	\$ 27,000

**ARTICLE 26.** To see if the Town will vote to raise and appropriate \$26,000 from **Property Tax** and appropriate \$14,000 from **Fees** for the **Code Enforcement/Plumbing Inspector** account.

<u>2021 Appropriation</u>	<u>2021 Expended</u>	<u>2022 Select Board Recommends</u>	<u>2022 Budget Committee Recommends</u>
\$ 37,500	\$ 27,146	\$ 40,000	\$ 40,000

**ARTICLE 27.** To see if the Town will vote to raise and appropriate \$6,500 from **Property Tax** for the **Planning Board**.

<u>2021 Appropriation</u>	<u>2021 Expended</u>	<u>2022 Select Board Recommend</u>	<u>2022 Budget Committee Recommend</u>
\$ 7,500	\$ 6,960	\$ 6,500	\$ 6,500

**ARTICLE 28.** To see if the Town will vote to raise and appropriate \$6,200 from **Property Tax** and to appropriate \$100 from **Dog License Fees** for the **Animal Control Officer** account.

<u>2021 Appropriation</u>	<u>2021 Expended</u>	<u>2022 Select Board Recommend</u>	<u>2022 Budget Committee Recommend</u>
\$ 5,500	\$ 6,330	\$ 6,300	\$ 6,300

**ARTICLE 29.** To see if the Town will vote to raise and appropriate \$41,500 from **Property Tax** for **Tax Assessing, Mapping, and Quarterly Review** activity.

<u>2021 Appropriation</u>	<u>2021 Expended</u>	<u>2022 Select Board Recommend</u>	<u>2022 Budget Committee Recommend</u>
\$ 40,350	\$ 40,350	\$ 41,500	\$ 41,500

**ARTICLE 30.** To see if the Town will vote to raise and appropriate \$10,000 from **Property Tax** for **General Assistance** and/or for the discretionary use by the Overseers of the Poor for those “in need.”

<u>2021 Appropriation</u>	<u>2021 Expended</u>	<u>2022 Select Board Recommend</u>	<u>2022 Budget Committee Recommend</u>
\$ 10,000	\$ 926	\$ 10,000	\$ 10,000

**ARTICLE 31.** To see if the Town will vote to raise and appropriate \$394,000 from **Property Tax** for the **Hancock County Tax**.

<u>2021 Appropriation</u>	<u>2021 Expended</u>	<u>2022 Select Board Recommend</u>	<u>2022 Budget Committee Recommend</u>
\$ 373,515	\$ 373,515	\$ 394,000	\$ 394,000

**ARTICLE 32.** To see if the Town will vote to raise and appropriate \$209,961 from **Property Tax** to pay principal and interest due on **Municipal Bonds and Notes**.

	2021	2021	2022	2022
	<u>Appropriation</u>	<u>Expended</u>	Select Board <u>Recommends</u>	Budget Committee <u>Recommends</u>
USDA/Sewer ext.	\$ 102,394	\$ 102,394	\$ 102,394	\$ 102,394
MMBB	92,294	92,294	91,835	91,835
BHBT/High St. bridge	<u>16,417</u>	<u>16,112</u>	<u>15,732</u>	<u>15,732</u>
Total	\$ 211,105	\$ 210,800	\$ 209,961	\$ 209,961

**NOTE:** BHCS construction loan payments are included in the school budget.

**ARTICLE 33.** To see if the Town will vote to raise and appropriate \$25,000 from **Property Tax** and authorize the Select Board to expend up to \$25,000, as they deem advisable, to meet **Unanticipated Expenses and Emergencies**.

2021	2021	2022	2022
<u>Appropriation</u>	<u>Expended</u>	Select Board <u>Recommends</u>	Budget Committee <u>Recommends</u>
\$ 25,000	\$ 4,931	\$ 25,000	\$ 25,000

### Roads

**ARTICLE 34.** To see if the Town will vote to raise and appropriate \$501,870 from **Property Tax**, appropriate \$600,000 from **Auto Excise Tax**, appropriate \$49,950 from **URIP/Local Road Assistance**, appropriate \$121,630 from the **Town Road Reserve** and appropriate \$120,000 from **Unassigned Funds** for the **maintenance and improvements of highways and sidewalks**.

	2021	2021	2022	2022
	<u>Appropriation</u>	<u>Expended</u>	Select Board <u>Recommends</u>	Budget Committee <u>Recommends</u>
Salt/sand shed	\$ 3,000	\$ 1,455	\$ 5,000	\$ 5,000
Sidewalks	20,500	0	25,000	25,000
General road maint.	150,000	121,341	150,000	150,000
Major road projects	650,000	558,253	717,000	717,000
Engineering			120,000	120,000
Snow removal	353,000	351,379	353,000	353,000
Liability insur./other	1,600	2,006	1,950	1,950
Road com. Health	12,779	12,779	0	0
Road com.	<u>                    </u>	<u>                    </u>	<u>21,500</u>	<u>21,500</u>
Wages/taxes				
Total	\$ 1,190,879	\$ 1,047,213	\$ 1,393,450	\$ 1,393,450

**ARTICLE 35.** To see if the Town will vote to appropriate \$1,260 from **Auto Excise** for the purchase, placement, and maintenance of **911 Program and Traffic signs**.

<u>2021 Appropriation</u>	<u>2021 Expended</u>	<u>2022 Select Board Recommendations</u>	<u>2022 Budget Committee Recommendations</u>
\$ 800	\$ 1,220	\$ 1,260	\$ 1,260

### Public Safety

**ARTICLE 36.** To see if the Town will vote to appropriate \$85,000 for the **Fire Department**, to be funded by raising and appropriating \$70,200 from **Property Tax** and by appropriating \$14,800 from rental funds received from **Peninsula Ambulance Corps**.

<u>2021 Appropriation</u>	<u>2021 Expended</u>	<u>2022 Select Board Recommendations</u>	<u>2022 Budget Committee Recommendations</u>
\$ 83,000	\$ 82,169	\$ 85,000	\$ 85,000

**ARTICLE 37.** To see if the Town will vote to raise and appropriate \$50,000 from **Unassigned Funds** for the **Fire Truck Reserve**.

<u>2021 Appropriation</u>	<u>2021 Expended</u>	<u>2022 Select Board Recommendations</u>	<u>2022 Budget Committee Recommendations</u>
\$ 30,000	\$ 30,000	\$ 50,000	\$ 50,000

**ARTICLE 38.** To see if the Town will vote to raise and appropriate \$6,550 from **Property Tax** for the **Hancock County RCC-911 Dispatch Service**.

<u>2021 Appropriation</u>	<u>2021 Expended</u>	<u>2022 Select Board Recommendations</u>	<u>2022 Budget Committee Recommendations</u>
\$ 6,339	\$ 6,339	\$ 6,550	\$ 6,550

**ARTICLE 39.** To see if the Town will vote to raise and appropriate \$2,500 (to include payroll taxes) from **Property Tax** for **Forest Fire Suppression**.

<u>2021 Appropriation</u>	<u>2021 Expended</u>	<u>2022 Select Board Recommends</u>	<u>2022 Budget Committee Recommends</u>
\$ 2,500	\$ 2,500	\$ 2,500	\$ 2,500

**ARTICLE 40.** To see if the Town will vote to raise and appropriate \$240 (to include payroll taxes) from **Property Tax** for **Emergency Management**.

<u>2021 Appropriation</u>	<u>2021 Expended</u>	<u>2022 Select Board Recommends</u>	<u>2022 Budget Committee Recommends</u>
\$ 236	\$ 220	\$ 240	\$ 240

**ARTICLE 41.** To see if the Town will vote to raise and appropriate \$6,000 from **Property Tax** to fund **Law Enforcement Activities** (including the Constable and programming of speed/crosswalk signs) for the Town, with any unexpended balance to lapse to the Law Enforcement Reserve.

<u>2021 Appropriation</u>	<u>2021 Expended</u>	<u>2022 Select Board Recommends</u>	<u>2022 Budget Committee Recommends</u>
\$ 5,000	\$ 4,957	\$ 6,000	\$ 6,000

**ARTICLE 42.** To see if the Town will vote to raise and appropriate \$10,500 from **Property Tax** for **Street Lights**.

<u>2021 Appropriation</u>	<u>2021 Expended</u>	<u>2022 Select Board Recommends</u>	<u>2022 Budget Committee Recommends</u>
\$ 10,500	\$ 7,565	\$ 10,500	\$ 10,500

### **Waste Management**

**ARTICLE 43.** To see if the Town will vote to appropriate \$227,100 from **Sewer Fees** to fund the **Wastewater Treatment Plant Operation**.

<u>2021 Appropriation</u>	<u>2021 Expended</u>	<u>2022 Select Board Recommends</u>	<u>2022 Budget Committee Recommends</u>
\$ 226,356	\$ 199,961	\$ 227,100	\$ 227,100

**ARTICLE 44.** To see if the Town will vote to appropriate \$10,000 from **Sewer Fees** for the **Disposal of Septic Tank Sludge**.

<u>2021 Appropriation</u>	<u>2021 Expended</u>	<u>2022 Select Board Recommendations</u>	<u>2022 Budget Committee Recommendations</u>
\$ 13,000	\$ 5,736	\$ 10,000	\$ 10,000

**ARTICLE 45.** To see if the Town will vote to raise and appropriate \$254,000 from **Property Tax** for Blue Hill's share of operating the **Solid Waste Transfer Station and Recycling Program**.

<u>2021 Appropriation</u>	<u>2021 Expended</u>	<u>2022 Select Board Recommendations</u>	<u>2022 Budget Committee Recommendations</u>
\$ 204,140	\$ 204,140	\$ 254,000	\$ 254,000

#### **Marine Resources**

**ARTICLE 46.** To see if the Town will vote to appropriate \$44,500 to support **Harbor Master/Clam Warden** activities, including Harbor Master stipend, Clam Warden activities, and routine maintenance, reports, legal fees and operational expenses for the South Blue Hill and Town wharves, with any unexpended balance to lapse to the Marine Resources Reserve. Funding sources: **Boat Excise Tax, Mooring Fees, Dinghy Tie-Up Fees, and Clam Management Fees** and the **Marine Resources Reserve**.

<u>2021 Appropriation</u>	<u>2021 Expended</u>	<u>2022 Select Board Recommendations</u>	<u>2022 Budget Committee Recommendations</u>
\$ 36,500	\$ 26,562	\$ 44,500	\$ 44,500

#### **Parks, Recreation and Cemeteries**

**ARTICLE 47.** To see if the Town will vote to raise and appropriate \$15,000 from **Property Tax** and appropriate \$15,000 from **Fees** to administer and operate the **Town's Recreation Program**.

<u>2021 Appropriation</u>	<u>2021 Expended</u>	<u>2022 Select Board Recommendations</u>	<u>2022 Budget Committee Recommendations</u>
\$ 15,000	\$ 14,708	\$ 30,000	\$ 30,000



**ARTICLE 48.** To see if the Town will vote to raise and appropriate \$30,000 from **Unassigned Funds** for the **Town Park Playground** with any unexpended balance to lapse to the Playground Reserve.

<u>2021 Appropriation</u>	<u>2021 Expended</u>	<u>2022 Select Board Recommends</u>	<u>2022 Budget Committee Recommends</u>
\$ 30,000	\$ 23,523	\$ 30,000	\$ 30,000

**ARTICLE 49.** To see if the Town will vote to raise and appropriate \$25,000 from **Property Tax** for the care (mowing, clean-up and general maintenance) of **Public Fields and Lawns**.

<u>2021 Appropriation</u>	<u>2021 Expended</u>	<u>2022 Select Board Recommends</u>	<u>2022 Budget Committee Recommends</u>
\$ 15,000	\$ 12,202	\$ 25,000	\$ 25,000

**ARTICLE 50.** To see if the Town will vote to raise and appropriate \$6,000 from **Property Tax** for the care and maintenance of **Public Gardens and Plantings**.

<u>2021 Appropriation</u>	<u>2021 Expended</u>	<u>2022 Select Board Recommends</u>	<u>2022 Budget Committee Recommends</u>
\$ 6,000	\$ 4,535	\$ 6,000	\$ 6,000

**ARTICLE 51.** To see if the Town will vote to raise and appropriate \$62,000 from **Property Tax** and to appropriate \$3,000 from donations from Cemetery Association and Chase Trust for the **Care, Upkeep and Capital Improvement of Cemeteries**, with any unexpended balance to lapse to the Cemetery Repair and Maintenance Reserve.

<u>2021 Appropriation</u>	<u>2021 Expended</u>	<u>2022 Select Board Recommends</u>	<u>2022 Budget Committee Recommends</u>
\$ 57,000	\$ 49,675	\$ 65,000	\$ 65,000

**ARTICLE 52.** To see if the Town will vote to raise and appropriate \$4,000 from **Property Tax** for the **Planting and Maintenance of Street/Town Trees**.

<u>2021 Appropriation</u>	<u>2021 Expended</u>	<u>2022 Select Board Recommends</u>	<u>2022 Budget Committee Recommends</u>
\$ 4,000	\$ 0	\$ 4,000	\$ 4,000

**ARTICLE 53.** To see if the Town will vote to raise and appropriate \$1,000 from **Property Tax** for **Memorial Day**.

<u>2021 Appropriation</u>	<u>2021 Expended</u>	<u>2022 Select Board Recommendations</u>	<u>2022 Budget Committee Recommendations</u>
\$ 2,000	\$ 2,000	\$ 1,000	\$ 1,000

**ARTICLE 54.** To see if the Town will vote to appropriate \$5,000 from the **4<sup>th</sup> of July Celebration Reserve** for this year's **4<sup>th</sup> of July fireworks display**.

<u>2021 Appropriation</u>	<u>2021 Expended</u>	<u>2022 Select Board Recommendations</u>	<u>2022 Budget Committee Recommendations</u>
\$ 0	\$ 0	\$ 5,000	\$ 5,000

### **Third-Party Donation Requests**

**ARTICLE 55.** To see if the Town will vote to raise and appropriate up to \$65,619 from **Property Tax** for the **Peninsula Ambulance Corps**.

<u>2021 Appropriation</u>	<u>2021 Expended</u>	<u>2022 Select Board Recommendations</u>	<u>2022 Budget Committee Recommendations</u>
\$ 61,590	\$ 61,590	\$ 65,619	\$ 65,619

**ARTICLE 56.** To see if the Town will vote to raise and appropriate up to \$87,500 from **Property Tax** for the **Blue Hill Public Library**.

<u>2021 Appropriation</u>	<u>2021 Expended</u>	<u>2022 Select Board Recommendations</u>	<u>2022 Budget Committee Recommendations</u>
\$ 85,300	\$ 85,300	\$ 87,500	\$ 87,500

**ARTICLE 57.** To see if the Town will vote to raise and appropriate up to \$2,000 from **Property Tax** for the **East Blue Hill Library**.

<u>2021 Appropriation</u>	<u>2021 Expended</u>	<u>2022 Select Board Recommendations</u>	<u>2022 Budget Committee Recommendations</u>
\$ 2,000	\$ 2,000	\$ 2,000	\$ 2,000

**ARTICLE 58.** To see if the Town will vote to raise and appropriate up to \$4,500 from **Property Tax** for **Hancock County Home Care and Hospice** (Northern Light Home Care and Hospice).

<u>2021 Appropriation</u>	<u>2021 Expended</u>	<u>2022 Select Board Recommends</u>	<u>2022 Budget Committee Recommends</u>
\$ 4,500	\$ 4,500	\$ 4,500	\$ 4,500

**ARTICLE 59.** To see if the Town will vote to raise and appropriate up to \$20,000 from **Property Tax** for the **Blue Hill Family YMCA/ Lawrence Family Fitness Center**.

*Note: This article replaces articles in prior years for Downeast YMCA.*

<u>2021 Appropriation</u>	<u>2021 Expended</u>	<u>2022 Select Board Recommends</u>	<u>2022 Budget Committee Recommends</u>
\$ 5,000	\$ 5,000	\$ 15,000	\$ 20,000

**ARTICLE 60.** To see if the Town will vote to raise and appropriate up to \$1,495 from **Property Tax** for the **Eastern Area Agency on Aging**.

<u>2021 Appropriation</u>	<u>2021 Expended</u>	<u>2022 Select Board Recommends</u>	<u>2022 Budget Committee Recommends</u>
\$ 1,495	\$ 1,495	\$ 1,495	\$ 1,495

**ARTICLE 61.** To see if the Town will vote to raise and appropriate up to \$1,500 from **Property Tax** for the **Blue Hill Historical Society**.

<u>2021 Appropriation</u>	<u>2021 Expended</u>	<u>2022 Select Board Recommends</u>	<u>2022 Budget Committee Recommends</u>
\$ 1,500	\$ 1,500	\$ 1,500	\$ 1,500

**ARTICLE 62.** To see if the Town will vote to raise and appropriate up to \$2,600 from **Property Tax** for the **Blue Hill Society for Aid to Children**.

<u>2021 Appropriation</u>	<u>2021 Expended</u>	<u>2022 Select Board Recommends</u>	<u>2022 Budget Committee Recommends</u>
\$ 2,700	\$ 2,700	\$ 2,600	\$ 2,600

**ARTICLE 63.** To see if the Town will vote to raise and appropriate up to \$10,000 from **Property Tax** for **Downeast Community Partners**.

<u>2021 Appropriation</u>	<u>2021 Expended</u>	<u>2022 Select Board Recommendations</u>	<u>2022 Budget Committee Recommendations</u>
\$ 9,458	\$ 9,458	\$ 10,000	\$ 10,000

**ARTICLE 64.** To see if the Town will vote to raise and appropriate up to \$2,000 from **Property Tax** for the **Health Equity Alliance**.

<u>2021 Appropriation</u>	<u>2021 Expended</u>	<u>2022 Select Board Recommendations</u>	<u>2022 Budget Committee Recommendations</u>
\$ 750	\$ 750	\$ 750	\$ 750

**ARTICLE 65.** To see if the Town will vote to raise and appropriate up to \$2,550 from **Property Tax** for the **WIC Program**.

<u>2021 Appropriation</u>	<u>2021 Expended</u>	<u>2022 Select Board Recommendations</u>	<u>2022 Budget Committee Recommendations</u>
\$ 2,160	\$ 2,160	\$ 2,550	\$ 2,550

**ARTICLE 66.** To see if the Town will vote to raise and appropriate up to \$1,500 from **Property Tax** for **Hospice Volunteers of Hancock County**.

<u>2021 Appropriation</u>	<u>2021 Expended</u>	<u>2022 Select Board Recommendations</u>	<u>2022 Budget Committee Recommendations</u>
\$ 1,500	\$ 1,500	\$ 1,500	\$ 1,500

**ARTICLE 67.** To see if the Town will vote to raise and appropriate up to \$672 from **Property Tax** for the **LifeFlight Foundation**.

<u>2021 Appropriation</u>	<u>2021 Expended</u>	<u>2022 Select Board Recommendations</u>	<u>2022 Budget Committee Recommendations</u>
\$ 672	\$ 672	\$ 672	\$ 672

**ARTICLE 68.** To see if the Town will vote to raise and appropriate up to \$100 from **Property Tax** for **Maine Public Radio/Television**.

<u>2021</u> <u>Appropriation</u>	<u>2021</u> <u>Expended</u>	<u>2022</u> <u>Select Board</u> <u>Recommends</u>	<u>2022</u> <u>Budget Committee</u> <u>Recommends</u>
\$ 0	\$ 0	\$ 100	\$ 100

**ARTICLE 69.** To see if the Town will vote to raise and appropriate up to \$550 from **Property Tax** for **Downeast Transportation**.

<u>2021</u> <u>Appropriation</u>	<u>2021</u> <u>Expended</u>	<u>2022</u> <u>Select Board</u> <u>Recommends</u>	<u>2022</u> <u>Budget Committee</u> <u>Recommends</u>
\$ 550	\$ 550	\$ 550	\$ 550

#### NON-RECURRING MUNICIPAL BUDGET ARTICLES

**ARTICLE 70.** To see if the Town will vote to appropriate \$50,000 from the **Revaluation Reserve** and appropriate \$39,500 from **Unassigned Funds** for the **Revaluation of Real Property in the Town**, with any unexpended balance to lapse to the Revaluation Reserve.

<u>2022</u> <u>Select Board</u> <u>Recommends</u>	<u>2022</u> <u>Budget Committee</u> <u>Recommends</u>
\$ 89,500	\$ 89,500

**ARTICLE 71.** To see if the Town will vote to appropriate \$30,000 from **Unassigned Funds** for a revision to the **Comprehensive Plan**, with any unexpended balance to lapse to the Comprehensive Plan Reserve.

<u>2021</u> <u>Appropriation</u>	<u>2021</u> <u>Expended</u>	<u>2022</u> <u>Select Board</u> <u>Recommends</u>	<u>2022</u> <u>Budget Committee</u> <u>Recommends</u>
\$ 0	\$ 0	\$ 30,000	\$ 30,000

**ARTICLE 72.** To see if the Town will vote to appropriate \$10,000 from **Unassigned Funds** for a survey of the land owned by the Town on the Salt Pond.

<u>2021 Appropriation</u>	<u>2021 Expended</u>	<u>2022 Select Board Recommends</u>	<u>2022 Budget Committee Recommends</u>
\$ 10,000	\$ 0	\$ 10,000	\$ 10,000

**ARTICLE 73.** To see if the Town will vote to appropriate \$41,800 from **Unassigned Funds** and to appropriate \$103,200 from the **Sidewalk Fund** to provide ‘Matching Funds’ for the **South Street Sidewalk Project**.

<u>2021 Appropriation</u>	<u>2021 Expended</u>	<u>2022 Select Board Recommends</u>	<u>2022 Budget Committee Recommends</u>
\$ 0	\$ 0	\$ 145,000	\$ 145,000

**ARTICLE 74.** To see if the Town will vote to appropriate \$15,000 from **Unassigned Funds** and appropriate \$15,000 from the **Maintenance Reserve** for a **Public Works position**.

<u>2022 Select Board Recommends</u>	<u>2022 Budget Committee Recommends</u>
\$ 30,000	\$ 30,000

*NOTE: If the results of this new position are successful, the Select Board anticipates making it a year-round position in the future.*

**ARTICLE 75.** To see if the Town will vote to appropriate \$8,639 from the **AA Field Walking Path Reserve** for **improvement and maintenance of the Walking Path**.

<u>2021 Appropriation</u>	<u>2021 Expended</u>	<u>2022 Select Board Recommends</u>	<u>2022 Budget Committee Recommends</u>
\$ 0	\$ 0	\$ 8,639	\$ 8,639

### ORDINANCE ARTICLES

**ARTICLE 76.** Shall an ordinance entitled “Shoreland Zoning Ordinance for the Municipality of Blue Hill (as revised April 2022)” be enacted?

**ARTICLE 77.** Shall an ordinance entitled “Amendments to the Blue Hill Harbor Ordinance” be enacted?

*Note: A “Yes” vote will repeal and replace the existing Blue Hill Harbor Ordinance with the proposed Blue Hill Harbor Ordinance. Copies of the text of the proposed ordinance are available from the Town Clerk.*

### **Note on Marijuana-related Ordinances**

*The following five articles will repeal local ordinances governing marijuana enterprises which were enacted under a state law that has since been repealed. Current state law prohibits marijuana enterprises unless the affected town has enacted an ordinance allowing such enterprises. Adoption of these five articles is not a vote of the legislative body of the Town to allow marijuana establishments within the Town, as required by 28-B M.R.S.A. § 402(3)(A).*

**ARTICLE 78.** Shall the Town repeal an ordinance entitled “Ordinance Prohibiting Retail Marijuana Cultivation Facilities in the Municipality of Blue Hill, Maine”?

**ARTICLE 79.** Shall the Town repeal an ordinance entitled “Ordinance Prohibiting Retail Marijuana Products Manufacturing Facilities in the Municipality of Blue Hill, Maine”?

**ARTICLE 80.** Shall the Town repeal an ordinance entitled “Ordinance Prohibiting Retail Marijuana Social Clubs in the Municipality of Blue Hill, Maine”?

**ARTICLE 81.** Shall the Town repeal an ordinance entitled “Ordinance Prohibiting Retail Marijuana Stores in the Municipality of Blue Hill, Maine”?

**ARTICLE 82.** Shall the Town repeal an ordinance entitled “Ordinance Prohibiting Retail Marijuana Testing Facilities in the Municipality of Blue Hill, Maine”?

### **OTHER MUNICIPAL ARTICLES**

**ARTICLE 83.** To see if the Town will vote to authorize the Select Board, on a continuing basis until such authority is revoked by a vote of the Town, to accept or reject any gifts or grants on behalf of the Town or the Blue Hill/Surry Solid Waste Committee and to expend any funds gifted or granted for the purpose for which they were given or granted.

**ARTICLE 84.** To see if the Town will vote to authorize the Select Board to fix compensation of labor, trucks, and equipment for Town services for fiscal year 2022.

**ARTICLE 85.** To see if the Town will vote to accept the following amounts of money and the interest to be used for **Perpetual Care of Cemetery Lots**.

Patrick and Annie Harris	Seaside	\$ 500
Kim Granger	Mountain View	<u>200</u>
Total		\$ 700

**ARTICLE 86.** To see if the Town will vote to authorize the Select Board, on a continuing basis until such authority is revoked by a vote of the Town, to dispose of Town-owned personal property with a value of \$2,500 or less, under such terms and conditions as they deem advisable.

**ARTICLE 87.** To see if the Town will vote to authorize the Select Board to sell real property identified as Tax Map 10, Lot 1, stated to contain 11.4 acres, and/or a portion of the property identified as Tax Map 10, Lot 2, each in the same manner as other tax acquired properties, with the proceeds thereof used first to reimburse surplus funds for the cost of surveying Tax Map 1, Lot 2, and any remaining proceeds to be placed in a reserve account for the development of public water access in the Town of Blue Hill.

**ARTICLE 88.** To see if the Town will vote to accept a gift from Caroline Herrick of approximately 0.12 acres of the real property at Tax Map 6, Lot 32 providing access to the Mill Pond.

**ARTICLE 89.** To see if the Town will vote to (1) authorize the Tax Collector or Treasurer to accept prepaid taxes not yet committed, pursuant to 36 M.R.S.A. § 506; (2) fix the annual interest rate at 4.00% on overdue property taxes, tax liens, and tax acquired property; (3) set the date of October 15, 2022 for property tax payments after which interest will accrue on unpaid taxes; (4) increase the municipal property tax level limit of \$1,420,067, established by the State in the event that the municipal budget approved under the preceding articles results in a tax commitment that is greater than this property tax limit; (5) authorized the Select Board to sell and repurchase lots in the Town's cemeteries and accept payments for said lots; (6) authorize the expenditure of an amount not to exceed 4/12 of the amount assigned to each budget category of the 2022 Annual Budget during the period from January 1, 2023 to the 2023 Annual Town Meeting.

---



The Registrar of Voters hereby gives notice that she will be in session at her office March 31, 2022 for the purposes of revising and correcting the list of voters.

Attest:

\_\_\_\_\_  
Lyndsey Dow, Town Clerk

\_\_\_\_\_  
Ellen S. Best

\_\_\_\_\_  
James W. Dow

\_\_\_\_\_  
D. Scott Miller

Town of Blue Hill Select Board

## Notes

# Sample Ballot

OFFICIAL BALLOT  
MUNICIPAL ELECTION  
TOWN OF BLUE HILL  
APRIL 1, 2022  
Lyndsey Dow, Town Clerk  
INSTRUCTIONS TO VOTERS

- To vote, fill in the circle to the left of your choice.
- You may vote for a person whose name does not appear on the ballot by writing their name in the proper blank space(s) and by filling in the circle opposite your choice.
- To have your vote count, do not spoil your ballot by crossing out your choice.
- If you make a mistake, ask for a new ballot.

## TOWN MEETING WARRANT ARTICLE 2-

### FOR SELECT BOARD

Vote for Not More Than TWO (2)  
For a 3-year term.

- DOW, JAMES  
 SMYTHE, BUTLER  
 WENTWORTH, REBECCA  
 \_\_\_\_\_  
WRITE-IN  
 \_\_\_\_\_  
WRITE-IN

### FOR SELECTBOARD

Vote for Not More than ONE (1)  
For a 2-year term.

- DOOLEY, SEAN  
 WOOTTEN, JAMES  
 \_\_\_\_\_  
WRITE-IN

### FOR SCHOOL BOARD

Vote for Not more than ONE (1)  
For a 3-year term.

- SNOW, JANIS  
 \_\_\_\_\_  
WRITE-IN

### FOR PLANNING BOARD

Vote for Not More Than TWO (2)  
For a 3-year term.

- CUSHMAN, EMILY  
 KING, WILSON  
 \_\_\_\_\_  
WRITE-IN  
 \_\_\_\_\_  
WRITE-IN

## TOWN MEETING WARRANT ARTICLE 3-

To see if the Town will vote to raise and appropriate \$180,200 from Property Tax for additional tuition payments to George Stevens Academy in addition to the maximum tuition rate set by the state and authorize the School Committee to pay George Stevens Academy during the school fiscal year 2022-2023 an additional \$1,700 per student, for up to 106 students, the maximum number of Blue Hill students estimated to attend George Stevens Academy during the 2022-2023 school year.

Select Board Recommendation:

Budget Committee Recommendation:

- YES     NO

No recommendation

YES



The Blue Hill Fair was back in action 2021!