



VENEZUELA MINI ECO-TRIPS



- VENEZUELA -

MINI ECO-TRIPS

Index Page

1. Cover page one and map of Venezuelan destinations
2. Index page
3. Introduction, Caracas - Canaima (standard 3 day trip)
4. Canaima variations
5. Canaima variations - Orinoco Delta
6. Henri Pittier National Park, Caribbean coastline and beaches (mainland and islands)
7. Caribbean coastline and beaches (mainland and islands)
8. Oriente (north east) - Harpy Eagle Extension (east)
9. Mérida – Mérida / Los Nevados / The Páramos
10. Los Llanos (Hato Cedral) – Los Llanos (General)
11. Maracaibo Lake / Catatumbo Lightning (Nr Mérida) – Autana (Amazonas)
12. Autana (cont/d.) – Trekking: Pan de Azúcar (Mérida)
13. Trekking: Roraima – Auyántepeui (Canaima National Park)
14. Trekking: (cont/d) Auyántepeui (Canaima National Park)
15. Angel-Eco's Terms & Conditions

- VENEZUELA -

MINI ECO-TRIPS

During your holidays customize your own itinerary with your friends and colleagues by joining together various mini eco-trips available throughout this beautiful country. For the major Venezuelan holidays such as Semana Santa and Carnival, when all of Venezuela seems to travel, we strongly suggest that you firm up your travel plans well in advance to avoid disappointment. As much as 3-4 months in advance is advisable.

Hotels in Caracas can be used at different intervals, such as when you arrive and when you leave, however, since for many, Caracas is “home” - this may be irrelevant.

Combine these regional modules to build your own personalized itinerary and help contribute to Angel-Eco Tours and Angel Conservation’s “Proyecto Pemón” - a community based project working directly with the Pemón Indians of Kamarata Valley in Canaima National Park.

Caracas

Departs Daily • 4 days

Day 1: Arrive Caracas

You are welcomed to Venezuela’s capital and transferred to your hotel, well located with a wide selection of facilities. **Selection of 3*, 4* and 5*hotels available (no meals)**

Day 2: Caracas

A half-day tour explores colonial treasures amid Caracas’ modern façade, and the legacy of native son Simon Bolivar. **Selection of 3*, 4* and 5* hotels available (B)**

Day 3: Caracas

The day is at your leisure to explore on your own or take optional tours such as a cable car ride to the top of El Avila. **Selection of 3*, 4* and 5* hotels available (B)**

Day 4: Depart Caracas

Transfer to the airport for your departing flight. **(B)**



Colonial Caracas

Please note: most museums closed Mondays in Caracas – airport assistance and transfers included.

Canaima National Park & Angel Falls

Best time to visit – Rainy season (Jun-Dec)
Departs Daily • 3 days

Day 1: Caracas / Canaima National Park

Fly to Canaima National Park, dotted with lagoons and soaring waterfalls pouring over the sheer cliffs of flattop *tepuis*. You are transferred to your lodge for a day of exploring Canaima, including a curiara ride across the lagoon and a hike to the thundering Sapó Falls. **Rustic (budget) – standard - superior accommodations available (L,D)**

Day 2: Canaima National Park, Angel Falls

Take a 3 hr. riverboat trip by curiara to Angel Falls along rivers surrounded by virgin rainforest and tabletop mountains. Hike to Angel Falls, which pours off a mountaintop 3,212 feet (979 mts) to the forest floor below. Hike, wade and swim at the foot of the falls. **Rustic only (hammocks). (B,L,D)**

Please note: part of the program for Days 1 & 2 may be reversed at short notice.

Day 3: Canaima / Caracas

Return to Canaima and fly back to Caracas. **(B)**



Angel Falls approach (Rio Churún)

Canaima National Park, Kuravaina-Tepui, Kavak & Angel Falls

Best time to visit – all year round
Departs Daily • 3 days

Day 1: Caracas / Canaima National Park. Kuravaina-Tepui


Fly to Canaima National Park, dotted with lagoons and soaring waterfalls pouring over the sheer cliffs of flattop tepuis. You are transferred to your lodge before setting off an adventurous river boat trip, hike / trek to the top of one of the local tepuis – Kuravaina - enjoying a welcome dip in a thermal pool enroute. **Rustic (budget) – standard - superior accommodations available (L,D)**

Day 2: Canaima National Park, Kavak & Angel Falls

Take a day trip by plane to Kavak in Kamarata Valley with a spectacular overflight of Angel Falls and Auyántepeui. Visit the sacred canyon of Kavak with its stunning waterfalls, Golondrina and Tewanarempa Falls, before flying back to Canaima mid-afternoon. Overnight in Canaima. **Rustic (budget) – standard - superior accommodations available (B,L,D)**

Day 3: Canaima / Caracas

Take an early morning trip across the lagoon by curiara to either Sapo or Hacha Falls and walk behind their curtain of gushing water before returning back to Caracas. **(B,L)**



View from atop Kuravaina-Tepui



Canaima National Park – Pemón Lodges & Canaima

Best time to visit – all year round
Departs Daily • 4 days

Day 1: Caracas / Uruyén

Enjoy your connecting flight in a light aircraft flying over Angel Falls, pouring off a mountaintop an impressive 979mts (3,212 feet) to the jungle floor before landing at Uruyén in the middle of La Gran Sabana. Immerse yourself into the local indigenous culture staying at a picturesque Pemón Indian lodge alongside where Jimmie Angel set up base camp in 1937 and Ruth Robertson some years later in 1949. The local Pemón will be your guides for the next few days taking you on breathtaking hikes into local canyons with spectacular waterfalls and swimming pools in the middle of nature where time has stood still for millenniums.

The whole valley (Kamarata Valley) is overlooked by vast table top mountains; it's surrounded by savanna grasslands and outcrops of rainforest and local indigenous communities. **Uruyén Lodge (L,D)**



Uruyén Lodge, Canaima National Park

Day 2: Uruyén / Kavak

Rising early for the beautiful sunrise and great photo opportunities - experience the screeching of flocks of parrots overhead. Hike to Kavak via the indigenous villages of Old Uruyén and Santa Marta. During school session visit the children of Santa Marta in the classrooms or at play. Upon reaching Kavak your Pemón guide will lead you walking, wading and swimming into Kavak's sacred canyon where you will eventually swim in the pool under its spectacular waterfall. Stay at in a traditional churuata (indigenous lodge) set before the looming wall of Auyántepeui. **Kavak Lodge (B,L,D)**

Day 3: Kavak / Canaima

Early morning hike to La Toma overlooking Kamarata Valley and Kavak Lodge, visit another spectacular waterfall (Indian Falls). Fly to Canaima for lunch, - in the afternoon enjoy an excursion across Canaima Lagoon by dugout canoe (curiara) to Sapo or Hacha falls and walk behind a cascading curtain of water falling to the lagoon below. Overnight in local lodge. **Rustic (budget) – standard - superior accommodations available (B,L,D)**

Day 4: Canaima / Caracas

Morning to relax before your transfer to the airstrip and flight back to Caracas. **(B)**



Pemón ritual dance (specially arranged for groups by request)

Canaima National Park, Kavak & Angel Falls

Best time to visit – all year round
Departs Daily • 3 days

Day 1: Caracas / Canaima National Park

Fly to the jungles of Canaima, dotted by lagoons and soaring waterfalls pouring over the sheer cliffs of flattop *tepuis*. You are transferred to your lodge for a day of exploring, including a curiara ride across the lagoon and a hike to Sapo Falls walking behind its curtain of water (see below). **Rustic (budget) – standard - superior accommodations available (L,D)**



The wrath of Sapo Falls in rainy season, Canaima

Day 2: Canaima, Angel Falls overflight and Kavak

Soar in a light aircraft over Angel Falls, pouring off a mountaintop 3,212 feet to the jungle floor. With your Pemón guide leading the way, hike, wade and swim into Kavak's sacred canyon and bathe underneath its waterfall. Lunch in traditional indigenous lodge set before the looming wall of Auyántepeui. Return early afternoon to Canaima for relaxation. **Rustic (budget) – standard - superior accommodations available (L,D)**



Kavak Canyon

Day 3: Canaima / Caracas

Early morning free to explore or relax on the pink sands in front of the lagoon before transferring to the airstrip for your flight back to Caracas via Ciudad Bolivar or Puerto Ordaz. **(B)**



Orinoco Delta

Best time to visit – all year round
Departs Daily • 3 days

Day 1: Maturín or Puerto Ordaz – Orinoco Delta

We start our expedition in Maturín or Puerto Ordaz traveling by road and then by river to the lodge in the Delta. From the comfort of your water-taxi you may observe a wide variety of flora and fauna, such as the Boral (a river plant), pink dolphins, giant river otters, toucans, macaws, parrots, llanos side neck turtles and even occasionally one may see an anaconda. Along the riverbanks you will see the local Warao indigenous peoples villages with their unique raised dwellings (palafitos), built over the river's edge. Experience the wild, natural habitat of the virgin jungle, your Warao guide will point out edible plants which sustain the natives on hunting trips. Enjoy one of the fabulous Delta sunsets. **Typical lodge (L, D)**



Warao guide searching for "food" in jungle

Day 2 & 3: Orinoco Delta

Navigate the Orinoco in search of river dolphins, spectacled caiman, capuchin and red howler monkeys by the river's edge, hummingbirds, scarlet ibis, toucans, parrots, macaws and kingfishers in the skies and trees above. Try your hand at piranha fishing. Visit Warao villages and their palafitos that line the riverbanks. Your guide will explain about Warao culture, and the flow of the community's daily life. Meet some of the Warao craftsmen / women and negotiate for their handcrafts. **Typical lodge (B, L, D)**



Warao guide - Piranha fishing

Day 3 – Maturin, Puerto Ordaz, Ciudad Bolivar or Caracas

Henri Pittier National Park & La Ciénaga

Best time to visit – all year round (not Semana Santa or Carnival)
Departs Daily • 3 or 4 days

Day 1: Caracas / Ocumare De La Costa

A scenic 3 - 3 1/2 hr. drive from Caracas with the last 1 1/2 hrs. driving up high into the clouded rainforest of Henri Pittier (Venezuela's first National Park) and down towards the "Pirate" coast. Arrive to where the "rainforest meets the sea" one can enjoy the local beaches of Cata and Catica if you arrive early enough in the day. The secluded beaches are often deserted mid-week, except for the local vendors of fresh fish, local seafood and refreshing Caribbean cocktails. You have the option of continuing on to La Ciénaga or staying on the mainland at De La Costa Ecolodge. **De La Costa Ecolodge (L,D)**



Deserted beach of Cata - even on weekends!

Days 2-3: La Ciénaga

Visit the spectacular saltwater lagoon of La Ciénaga surrounded on three sides by mountainous rainforest. Swim, snorkel, kayak and explore the mangroves, tiny beaches and explore our nature trails behind the mangroves in the xerophytic rain forest where it is possible to see monkeys, deer, wild pigs and tracks of larger animals. Take the kayak out early morning to search for turtles "dining" in the lagoon on the sea grass and look for the large starfish below the surface. Learn about the importance of mangroves in our ecosystem.



La Ciénaga Lagoon

Dive (optional) there are many different locations in and around the lagoon - including two sunken "ships" close by. **Coral Lagoon Lodge - La Ciénaga (B,L,D)**

Day 4: La Ciénaga / Caracas

Early morning to relax and enjoy the beautiful surroundings before taking the launch back to the small port and your transfer back to Caracas. **(B,L)**



Los Roques

Best time to visit – all year round
Departs Daily • 3 days

Day 1: Caracas or Higuero / Gran Roques

Fly to the Archipelago of Los Roques, a blue and white mosaic of sandy isles, warm, clear waters, and coral reefs teeming with colorful fish. Transfer to your posada, rent a boat with captain and enjoy some of the local cays for snorkeling and swimming. Treat yourself to a fresh fish or lobster lunch. **Typical posada (L,D)**

Day 2: Gran Roques, Dos Mosquises Island

Spend the day exploring one of the richest marine habitats in the Caribbean, with snorkeling and the option of diving in various unique settings. Take an optional side trip to the islands of Cayo de Agua and Dos Mosquises and visit the turtle conservation centre. **Typical posada (B,L,D)**



Pristine beaches of Los Roques



Queen and Spotlight Fish

Day 3: Gran Roques / Caracas or Higuerote

Day free to explore. Options include boating, snorkeling or even climbing to El Faro (the old lighthouse) for great views of the islands. Transfer to the airport and fly to Caracas. **(B,L)**

Please note: in Los Roques time is your own, you are free to discover and enjoy the fabulous archipelago. Tours above are merely a suggestion - there are many to choose from, such as visiting local cays (small islands) and beaches. Day trips and short island hops.



Margarita Island


Best time to visit – all year round
Departs Daily • 4 days

Day 1: Caracas / Margarita Island

A short plane hop brings you to Margarita Island, 414 sq. miles of mountains, deserts, rivers, lakes, and fine beaches. You are transferred to your comfortable posada. **Typical posada (B)**

Days 2 & 3: Margarita Island

Leisure days: options include kayaking in La Restinga Lagoon, horseback riding and a jeep safari of the central Sierra and Macanao Peninsula. The whole stay is at your own leisure, make your own options and enjoy your posada’s facilities, pool or of course the beach. **Typical posada (B)**



Living la vida local!

Day 4: Margarita Island / Caracas

Your island getaway concludes as you fly to Caracas. **(B)**



Oriente (North East)

Best time to visit – all year round
Departs Daily • 5-6 days

Day 1 –Mochima National Park

Transfer to lodge in Mochima National Park. Afternoon relaxing at the pool side with great views of the bay and the dolphins. Local posada. **(D)**

Day 2 – Mochima National Park

Explore the islands of Mochima National Park or simply take a transfer to one of the national park’s secluded beaches, sunbathe, swim and enjoy fresh fish on the beach. Local posada. **(B,D)**



Pool Side at Mochima National Park

Day 3 – Caripe – La Cueva Del Guácharo

Visit the beautiful town of Caripe and the famous cave of del Guácharo with its Oil Birds and miles of tunnels. Local posada. **(B,D)**



Entrance to La Cueva Del Guácharo

Day 4 – Playas (Paria Peninsula)

Visit Playa de Uva or Playa Medina and enjoy the local beaches. Local posada. **(B,D)**



Playa Medina (Paria)

Day 5 – Agua Sana

Visit Agua Sana (hot springs) and enjoy the different types of springs available. Relax by the pool. Local posada. **(B,D)**



Hacienda Posada Agua Sana

Day 6 – Caracas

Early morning transfer to Puerto La Cruz or Cumaná for flight back to Caracas. **(B)**



Harpy Eagle Wildlife Observation Extension

Best time to visit – all year round
 Departs Daily • 2-3 days

Day 1 – Upata

From Puerto Ordaz or Ciudad Bolivar transfer to the posada near Imataca rainforest. Local posada. **(D)**

Day 2 – Imataca Rainforest

Rising at dawn and taking a picnic for breakfast and get driven to one of the Harpy Eagle’s nesting sites in the area on the way stopping to spot other bird species. The morning tour lasts about six hours. Local posada. **(B,L,D)**



Young Harpy Eagle observing the observers!



Lush farm land / rain forest – Imataca rainforest

Day 3 – Puerto Ordaz, Ciudad Bolivar - Caracas

Early morning tour with afternoon departure back to a local airport (2-3 hrs.) or add to another tour. Oriente, Orinoco, Canaima.

Please note: it is possible to visit the Orinoco Delta for a brief riverboat trip and encounter with the Warao enroute back to Puerto Ordaz or Ciudad Bolivar.



Mérida (The Andes)

Best time to visit – all year round
Departs Daily • 4 days

Day 1: Caracas / Mérida

Fly into El Vigía, encircled by rugged Andean peaks including Venezuela's highest, Pico Bolívar, at 16,427 feet. Transfer to your hotel. **Local Posada (No meals)**

Day 2: Mérida

Day free to explore - or arrange an organized tour. Various options exist in and around Mérida that can be organized upon arrival. If the famed *Teleférico* cable car is working (it has been under repair for some time now), enjoy a thrilling, 10,000-foot ascent in four stages to the summit of Pico Espejo. Take in the glorious vistas and hike the trails before descending to Mérida for an afternoon city tour. **Local Posada (L)**



View from last station of the Teleférico

Day 3: Páramo Highlands / Santo Domingo

Hike under intensely blue skies through the stark, treeless beauty of the alpine moors, or *páramos*. Journey through quaint country towns and over the Pico el Aguila Mountain pass to Santo Domingo. Arrive at your graceful mountain resort for an afternoon hike or horseback ride (optional). **La Trucha Azul or local posada (B,L)**



Páramo Highlands

Day 4: Mérida / Caracas

Return to Mérida in time for your flight to Caracas or transfer directly to Los Llanos. **(B)**

Mérida (The Andes & Los Nevados)

Best time to visit – all year round
Departs Daily • 4 days

Day 1: Caracas / Mérida

Fly into La Vigía, encircled by rugged Andean peaks including Venezuela's highest, Pico Bolívar, at 16,427 feet. Transfer to your posada. **Local posada (L)**

Day 2: Mérida, Los Nevados

Take a jeep transfer winding high up into the Andean peaks to one of the highest villages in the Andes, Los Nevados. Enjoy amazing vistas of the valleys below. Upon arrival enjoy an afternoon hike or relaxing mule ride to a local trout farm in the mountains or simply enjoy the local trails. **Local posada (B,L,D)**



Los Nevados – The Andes

Day 3: Páramo Highlands / Santo Domingo

Descend once again to the city of Mérida and continue on into the Páramos. Time permitting; enjoy a beautiful hike to a thermal spring in the mountains with more beautiful vistas. Visit the Andean Condor research station before a final journey to your hotel / posada for the night in or near Santo Domingo. **La Trucha Azul or local posada (B,L)**



Andean Condor research station - Mifafi Highlands

Day 4: Mérida / Caracas

Return to Mérida in time for your flight to Caracas or transfer directly to Los Llanos. **(B)**



Los Llanos (Hato Cedral)

Best time to visit: Jan-May (Dry Season)
Departs Daily • 3 or 4 days

Day 1: Caracas / Barinas / Los Llanos

Fly or drive to Venezuela's premier wildlife region, Los Llanos, where an outstanding diversity of animals is easy to spot in the vast wet lands. Transfer from Barinas to your room at one of the finest *hato* ranches in the land. Then set out to explore the special beauty of the surrounding wilderness. **Hato El Cedral or similar (L,D)**



Horseback riding in the Llanos

Day 2: Los Llanos

Jeep excursions in the dry season and boat outings in the wet months (roughly May to November) offer possible sightings of crocodiles, giant anteaters, iguanas, capybaras, monkeys, tapir, deer, giant river otters, caiman, anacondas, and hundreds of species of exotic tropical birds. At the lodge, enjoy nature presentations, a swim in the pool and an evening of "joropo" folk music of the local "llaneros". **Hato El Cedral or similar (B,L,D)**



Anaconda up close and personal

Day 3 or 4: Los Llanos / Barinas / Caracas

The morning is devoted to wildlife observation. After lunch, drive to Barinas at the foot of the Andes for your return flight to Caracas or transfer to Merida. **(B)**



Los Llanos (General)

Best time to visit – Dry season (Jan-May)
Departs Daily • 4 days

Day 1: Los Llanos - Mérida

Transfer from Barinas or Mérida to Los Llanos - an adventure in itself. Passing through the Venezuelan highlands your driver will stop in Andean towns and the beautiful Sierra Nevada National Park. Maybe visit local cocoa and coffee farms located on the foothills of the Andean rainforest or visit a local trout farm. When you arrive at the camp, located near Guaritico wildlife sanctuary, you will be given a candlelight dinner. Overnight in hammocks – listen to the sounds of the Llanos. **(B,L,D)**



Los Llanos sunset

Day 2: Los Llanos

Drift by boat through the Guaritico Wildlife Sanctuary; observe pink dolphins, turtles, crocodiles and alligators as well as numerous species of exotic birds. Enjoy a leisurely lunch and a siesta back at the camp before setting off on a walk across the savannah and through the gallery forest. Your guide will help spot the exotic birds, animals and reptiles. **(B,L,D)**

Day 3: Los Llanos

Try piranha fishing before returning to the camp for lunch. In the afternoon search for caiman and anacondas (which, at almost 12 metres, are easily the largest snake in existence). **(B,L,D)**



Flocking birds

Day 4: Los Llanos - Mérida

After breakfast return up through the Andes to Mérida maybe enjoy a rafting trip or tubing in an Andean foothill river with expert guide and equipment (seasonal). **(B,L)**



Giant Anteater of the Llanos

COMMENTS:

- 1) Perfect for young people
- 2) Departing from Mérida (7am) or Barinas (12.30pm)
- 3) Perfect for nature and animal / bird lovers
- 4) One night in hammocks, 2 in beds
- 5) Rafting trip seasonal (not available Feb-May).
- 6) Budget trip - easily convertible to medium / superior status



Maracaibo Lake – Catatumbo Lightning

Best time to visit – all year round
Departs Daily • 3 days

Day 1: Mérida - Catatumbo

Visit old sugar cane factories on the way to Lagunillas. See how “Chimo” paste is prepared and visit coffee and cocoa plantations in the foothills of the Andes. From the Maracaibo basin, embark on a fishing boat to visit mangroves, swamps, gallery forests and open lake to observe wildlife such as freshwater grey dolphins, iguanas, flocks of colourful birds and red howler monkeys. Overnight out on the lake in a stilted house known as a “Palafito” (hammocks). Keep one eye open all night to experience the phenomena of the Catatumbo lightning, replenishing the ozone layer! **(L,D)**



Catatumbo lightning phenomenon

Day 2: Catatumbo - Mérida

Visit the impressive rainforest of the western Andes, take a jungle trek and butterfly photo safari. Travel by road to Mérida through La Azulita and Jají villages enjoying the views of different waterfalls along the way within the dense cloud forest of the Andes foothills. **Local posada (B,L)**

Day 3: Mérida – Caracas

Morning free to discover Mérida City and surroundings before returning to Caracas, Los Llanos or even Maracaibo. **(B)**



Autana Expedition. Amazonas

Best time to visit – all year round
Departs Daily • 4 days

Day 1 – Puerto Ayacucho

Arrival in Puerto Ayacucho, airport assistance and transfer to a local hotel for the night. Time permitting visit the town centre with its plaza full of indigenous people selling their handicrafts and art followed by a visit to the local indigenous museum and visit Plaza Bolivar and the local cathedral with its impressive hand painted walls and ceilings (some painted by the local governor of the state – an artist in his own rights). **Local hotel (no meals)**



View from the Piaroa community. Autana (far right)

Day 2 - Autana

Transfer by van or car to the local port of Puerto de Samariapo to board our “bongo”. Stop along the way for a swim and for lunch at Isla Raton. We will see many Piaroa communities along the banks of the river and at one stage before leaving the Orinoco River, even the border of Columbia. The river boat ride is about 5 or so hours, either side lush rainforest rises up from the banks, occasional indigenous communities or of course many species of river birds, birds of prey and other exotic species take to the air along the way. Late afternoon we arrive at our destination, A Piaroa community alongside rapids and a wide stretch of the Autana River with views of the Cerro Autana in the distance. Here we sling our hammocks in the designated churuata and maybe take another swim before dinner. **(B,L,D)**



Bongo on the river

Day 3 - Autana

Early morning visit to the community. The Piaroa are hunters and fishermen but have been touched by western society, wearing westerners clothes. Now it's time for our ascent to the top of the mountain in the distance strategically placed between two larger mountains both impressive but Autana stands out! Cross the river by boat and take a path through the rainforest to the peak enjoying the sounds and sights of the rain forest as we ascend to the highest point – it's about a 2-3 hour hike / trek.



Autana "the Tree of Life"

After enjoying some time the amazing views from the summit return back to base camp for a swim and a hot dinner. **(B,L,D)**

Day 4 - Caracas

Very early in the morning we will return by bongo back to the port and Puerto Ayacucho for our flight to Caracas. **(B)**



Mérida (The Andes)

- PAN DE AZUCAR TREK -

Best time to visit – all year round, except July to Sept (rainy season)
 Departs Daily • 3 days

Day 1: Mérida – La Culata


Leave Mérida driving up through El Valle to La Culata, the departure point of our hike, which lies at 2,950 mtrs. Walk for 3-4 hours to reach our first campsite at the foot of a waterfall in the middle of a mystic valley full of Speletia flowers (3,600 mtrs). **(L, D)**

Day 2: Pan De Azúcar

Trek for a couple of hours to reach the peak of Pan De Azúcar at an altitude of 4,600 mtrs. - thin air at this altitude is normal so be prepared. Weather permitting we'll view Sierra Nevada's highest peaks, Bolívar and Humboldt as well as the northern side of the Maracaibo basin. Hiking through a desert-like landscape to reach the second campsite at the edge of 3 mountain lakes. (6-8 hours walking). **(B, L, D)**

Day 3: Pan De Azúcar - Mérida

Descend 3-4 hours along small mountain trails to the jewel of the Sierra - La Culata National Park. The natural hot springs lay at 3,200 mts the perfect place to relax and forget about the cool nights (water temp. 32 - 38 degrees). Don't forget your towel and swimsuit or your muscles wouldn't forgive you! Enjoy a picnic followed by a short for a 1hr drive back to Mérida. **(B,L)**



Natural hot springs



- RORAIMA TREK -

Best time to visit – dry season (Jan-May)
Departs Daily • 6 days

Day 1: Santa Elena – Kukenán River

Depart Santa Elena for a 2 to 3 hour journey to Pareitepyu the starting point for a 4-5 hr. trek to the Kukenán River. There are 2 refreshing river crossings and some 30 minutes of stronger uphill walking. The river crossing at Kukenán River depends on the water level and can be treacherous! If the weather and sight are good enjoy the views of Mount Roraima, Kukenán and many other tepuys that form the Guyana shield. The terrain is open savannah mainly. (L,D)

Day 2: Roraima Base Camp

Trek uphill for a good 2 hrs. crossing fields of orchids then another 2 to 4 hrs. trekking for the day before we reach base camp. Fresh water flows from the top of "the ever fruitful mother of the streams - Roraima". The Indian name is perfect as "mother's" water feeds the Amazon, Orinoco and the Essequibo, the 3 biggest rivers in South America! (B,L,D)

Day 3: Roraima

Waking alongside a thick and lush belt of humid cloud forest we trek for about 2 hrs. through this thick and beautiful jungle with many neo tropical plants such as bromeliads, tree ferns and heliconas. After another 2 hours of ascent along a path with big rocks we reach the top of the plateau, seems like we landed on the moon! Lunch followed by an exploration of the strange surroundings on this "island in time". (B,L,D)




"Islands in time" – National Geographic May 1989

Day 4: Roraima

The plateau of Roraima is around 70 sq. kms with strange formed rock formations, bizarre flesh eating endemic plants (drosseras) and black dinosaur looking frogs. Explore this labyrinth of black lichen tainted rocks and hike for the whole day. Reach the valley of crystals, the obelisk monument of Triple Point (border of Venezuela – Brazil - Guyana) - no passport required. Hike to "El Pozo", a natural water hole with a small cave system beneath. Truly fantastic - around 8 hours of walking and exploration on the plateau. (B,L,D)

Day 5: Rio Tek

Time for some last photographs of the plants and views - we start our descent saying good-bye to the giant flying turtle and all the other strange rock formations! We will trek to Rio Tek (around 6 to 8 hours); mostly strong downhill and a refreshing swim in the cool river will be the supreme reward after the day's long trek. (B,L,D)



Strange rock formations

Day 6: Santa Elena

Last day with 3 to 4 hours to Pareitepyu cold beers and icy refreshments await our descent! Be aware that the local authorities will check everyone for crystals and other "souvenirs". The taking of anything from the mountain is strictly prohibited. Jeep returns to Santa Elena. End of program.

COMMENTS:

- 1) Medium to high degree of difficulty for trekkers
- 2) Departing only from Santa Elena de Uairén at 8am on day 1, finishing at 6pm on day 6
- 3) 6 to 8 hours of daily trekking / hiking
- 4) Pemón and Guyanese guides
- 5) All camping and cooking gear provided
- 6) Easier to travel to Santa Elena by bus with departures at 7.30pm daily from Caracas



Auyántepui Trek. Canaima National Park

DAY 1: Uruyén Camp – Campo Guayaraca (5 hours)

Upon arrival to Uruyén the tour leader and porters will sort out the logistics for packing, giving time to take a swim before a light lunch and our first day's hike. Normally each person will have their own porter. The hike will commence promptly across the savanna to the Rio Ököine, before beginning the steep climb to Cerro Guayaraca. Dinner will be around 7:00pm. (L,D)

DAY 2: Campo Guayaraca – El Peñón (6-7 hours)

Breakfast early around at 6:00am before setting off on the trek towards El Peñón (the Rock) reaching the shade of the mysterious rain forest before the sun gets too hot. Lunch at Tapir Camp, a large rocky outcrop on a plateau shaded from the sun. Following lunch we will continue our ascent at a good pace for another three hours or so, to a point with amazing views of the valley below at a height of 1,600 metres (5,240 ft.) – El Peñón. Close by there is a stream where one can cool off and fill the water bottles for the next day. Dinner again will be around 7:00pm. (B,L,D)



View from El Peñón

DAY 3: El Peñón – El Oso Camp (6-7 hours)

Breakfast, around 8:00am, we will continue our climb / trek towards the summit reaching the Paloma Wall then rest up a while before setting off towards the summit and El Libertador – approx 4 hrs. duration. It’s a tricky climb (called “bouldering”) using knotted ropes at different points for the climb to the summit which is fondly known as “The Liberator”. This part of the climb is simply spectacular; no words can describe the scenery with lush vegetation growing on rocky outcrops and the views. At the summit we will lunch before taking another 3 hr. hike to our next camp for the night, El Oso (the Bear) – another rocky overhang under which we will set up camp. Dinner once again will be served around 7:00pm. **(B,L,D)**



The Second Wall

DAY 4: El Oso – El Dragon (4 hours)

After breakfast, we will hike to El Dragon, across terrain sculptured over millions of years with crazy animal like rock formations. A hike of approximately 4 hrs. to a picturesque camp in rainforest alongside a “black” river. Lunch at Dragon followed by a hike up the “second wall” of the tepui to experience the vistas of the tepui below. Dinner at 6-7 pm. **(B,L,D)**

DAY 5: El Dragon – El Oso

Following breakfast we will explore our surroundings and take a short walk along the river to where the Churún disappears under a great rock that appears to swallow it. After lunch, we will return to El Oso Camp, arriving at approximately 5:30 pm. Dinner at 7:00pm. **(B,L,D)**

DAY 6: El Oso

Today we will relax before our return down the tepui, taking breakfast around 8:00am, discovering the surroundings around the Churún River. We’ll have a picnic beside the river, where we’ll relax before returning to camp for the night and dinner. Here we will see many different plant types such as sundews (carnivorous plants), orchids amongst other endemic species. **(B,L,D)**



Pitcher plants, sundews etc

DAY 7: El Oso – El Peñón

Rising early, taking breakfast before returning along the same path back to El Peñón enjoying lunch enroute at El Libertador, with its spectacular views of the valley below. A great place to take photos of the “bust” of Simon Bolivar, named as such by students from the Central University of Venezuela back in 1956. Dinner at 7:00 pm at El Peñón. **(B,L,D)**

Day 8: From El Peñón – Uruyén

Early breakfast around 6:00am before the downward trek to Camp Guayaraca, lunch and descent to Uruyén Lodge in Kamarata Valley. **(B,L)**

Itinerary Brief to Angel Falls (12 days)

- Day 1:** Uruyén to Guayaraca
- Day 2:** Guayaraca – El Peñón
- Day 3:** El Peñón – El Oso
- Day 4:** El Oso – La Neblina
- Day 5:** La Neblina – Estacion Central Auyántepeui
- Day 6:** Estacion – Salto Angel (Angel Falls)
- Day 7:** Full Day at Angel Falls
- Day 8:** Salto Angel – Estacion
- Day 9:** Estacion – El Dragon,
- Day 10:** El Dragon – El Oso
- Day 11:** El Oso – El Peñón
- Day 12:** El Peñón – Guayaraca or Uruyén



ANGEL-ECO TOURS, INC
BOOKING TERMS AND CONDITIONS

ENROLLMENT IN AND PAYMENT FOR A PACKAGE
consists of agreement and acceptance of the terms and conditions set forth below, which cannot be verified except in writing by an officer of Angel-Eco Tours, Inc. In this agreement, Angel-Eco Tours, Inc. maybe referred to as the Operator or Angel-Eco Tours.

RESERVATIONS/REVISION/LATE BOOKING

Reservations: A non-refundable deposit of 25% is required within 7 days of notification and confirmation. Full payment, unless it is a late booking, must be made no later than 45 days prior to departure date. Bookings made less than 45 days prior to departure are subject to immediate payment in full.

Revisions: An administration fee of \$30.00 per transaction will be charged for any revision after Angel-Eco Tours has confirmed booking.

Late Bookings: All reservations made less than 10 days prior to departure may be charged \$25.00

CANCELLATION/REFUND POLICY

The following scale of charges will apply prior to tour commencement when cancellation is notified after Angel-Eco Tours confirms the booking. More than 30 days – 25% of total cost 30 days or less – 100% of total cost. Any additional airline charges will be assessed for all cancellations received after issuance of tickets.

NOTIFICATION OF CANCELLATION MUST BE IN WRITING

Refunds, if any, will be limited to the amount actually recovered from the suppliers and contractors, less the cost of obtaining such refunds. No refunds will be made for unused land and air arrangements once the trip has commenced. Pricing variation: Rates may be subject to change. Angel-Eco Tours reserves the right to re invoice participants in case of error made in computing our price.

RESPONSIBILITY

Angel-Eco Tours, Inc. shall be responsible to the participant for supplying the services and accommodations purchased by all the participants, except where such services cannot be supplied or the itinerary is changed due to delays or other causes of whatever kind of nature are beyond the control of Angel-Eco Tours. In this instance, the operator will offer comparable services. In the absence of their own negligence, neither Angel-Eco Tours, nor its agents or co-operating organizations, shall be responsible for any cancellations, delays, diversions or substitutions of equipment or any act or omission whatsoever by air carriers, hotels, transportation companies, or any other persons providing any of the services and accommodations to participants including any results thereof, such as changes in services or accommodations, necessitated by some. Nor shall Angel-Eco Tours be liable for injury, illness or death, or for any omission of any person not its direct employee or under its exclusive control. The carriers, hotels and other suppliers who provide services on tour are independent contractors; they are not agents, employees or servants of Angel-Eco Tours. Angel-Eco Tours shall not be liable for any damages or claims resulting from events beyond its control such as (without limitation) acts of God, war, weather, strikes or government restrictions. The participant waives expressly all rights that she or he may have against Angel-Eco Tours in connection with the foregoing. Angel-Eco Tours is not responsible for any criminal conduct by third parties. Transportation companies, airlines etc.

are not to be held responsible for any act, omission or event during the time passengers are not on board of planned transportation or conveyances. At any time, Angel-Eco Tours may decline, for any reason, any person as a participant on trip.

AIRCRAFTS, FLIGHTS, CHANGES AND DELAYS

Participants are subject to the ticket terms and tariffs of the airlines, which when issued, shall be the sole contract between the airline and the participant.

RESPONSIBILITY OF PARTICIPANTS

Is the responsibility of the individual participant to obtain the necessary documentation. The inability of the participant to obtain the necessary visa(s) / passport prior to departure does not constitute grounds for withdrawal with refund. In such cases the standard cancellation / refund policy will apply.

RESPONSIBILITY OF TRAVEL AGENTS

The travel agent shall be responsible for ensuring that clients enrolling for Angel-Eco Tours' programs have received a copy of our full bookings terms and conditions.

INSURANCE

Trip cancellation, health, accident and luggage insurance are available and strongly recommended to protect all participants against unforeseeable circumstances.

Insurance is available from World Nomads - a link can be found on Angel-Eco Tours' web site – www.angel-ecotours.com

FORUM FOR DISPUTES

Participants and operator agree to resolve any dispute in a court of competent jurisdiction in New York State.

ALL CORRESPONDENCE TO:

Angel-Eco Tours, Inc.
260 West 54th Street, Suite #161
New York, NY 10019
USA

Tel/Fax: 212 656-1240