



ECOLOGICAL PROFILE 2017

CITY GOVERNMENT OF URDANETA

Old City Hall Alexander Street, Poblacion
Urdaneta City, 2428
Pangasinan, Philippines
Phone: (075) 633-7080

New City Hall Mac Arthur Highway, Anonas
Urdaneta City, 2428
Pangasinan, Philippines

Email: info@urdaneta-city.gov.ph
Website: <http://www.urdaneta-city.gov.ph>

TABLE OF CONTENTS

VISION MISSION STATEMENT	i
EXECUTIVE LEGISLATIVE AGENDA	ii
EXECUTIVE-LEGISLATIVE BUSINESS FOR PROGRESS	iii
CHAPTER I	
Historical Development	1
Socio-Cultural Development	1
Political & Administration Development	2
CHAPTER II: PHYSICAL ENVIRONMENT	
Geographical Location	5
Boundaries	5
Land Area	5
Geophysical Attributes	6
Geologic & Natural Hazards	6
Meteorology	7
CHAPTER III: DEMOGRAPHIC CHARACTERISTICS	
Population Composition	9
Population Density	14
Urban & Rural Barangays	15
Urbanization Level	15
Historical Growth of Population	15
Population by Age Group	16
Statistical Figures	16
CHAPTER IV: SOCIAL SECTOR	
Health	20
Education	23
Social Welfare	31
Public Safety & Protective Services	32
Sports & Recreation	36
CHAPTER V: ECONOMIC SECTOR	
Agriculture	38
Commerce and Trade	42
Tourism	44
CHAPTER VI: INFRASTRUCTURE AND UTILITIES SECTOR	
Transportation	46
Power Utilities	49
Water Utilities & Facilities	49
Information & Communication Technology (ICT)	50
CHAPTER VII: ENVIRONMENT SECTOR	
Climate Change Adaptation	52
Burial Grounds	54
Solid Waste & Water Waste Management	55
CHAPTER VIII: DEVELOPMENT ADMINISTRATION	
Local Legislation	57
Local Special Bodies	59
Human Resources & Management	61
Barangay Captains	71
Department Heads & Chief of Offices	72

Directory of National Government Agencies	72
Financial Capability	74
ANNEXES	
Base Map	75
Topographic Map	76
Flood Hazard Map	77
Existing Urban Land Use Map	78
Rural Barangays	79
Thematic Maps	80
Statement of Receipts and Expenditures	84
Executive Orders	85
Ordinances	87
Resolutions	88







VISION

URDANETA CITY is envisioned to be a center of agro-industrial development and educational advancement, a city with viable solid waste management, admirable traffic system, sustainable social services and equitable opportunity, and a community of God-loving, well-disciplined, self-reliant, and development-oriented people. It shall be an urban growth center and a model of good governance in Northern Luzon.

MISSION

URDANETA CITY is committed to provide adequate infrastructure facilities and basic social services to promote a healthy and safe environment, to practice good governance and dynamic leadership in ensuring political stability and economic self-sufficiency, and to promote people participation and policy formulation and project implementation.

EXECUTIVE AGENDA

-  Maximize the effective and efficient utilization of government resources through innovative planning, progressive programming, and prudent spending.
-  Bring government services closer to the people by conducting mobile services and tapping alternative areas for revenue collections.
-  Position Urdaneta City as a convention site and as an education center to open new opportunities for investments.
-  Maintain strong partnerships and linkages with the private sector and the civil society to promote wider participation in policy formulation and program implementation.
-  Boost productivity in all communities and in all areas of governance by supporting infrastructural development and human resources improvement.
-  Prioritize revenue-generation reforms and fiscal management innovations to increase collection efficiency, promote transparency and jumpstart the economy.

EXECUTIVE-LEGISLATIVE BUSINESS FOR PROGRESS

- U nited action and common vision for a better Urdaneta
- R e vitalized communities as engines of progress
- D eveloped infrastructures to attract investments and spur growth
- A ggressive campaign to promote Urdaneta as a convention site and an education center
- N eed for efficient and effective government operations and services
- E ducation for all and at all levels
- T raffic management and transport system improvement
- A griculture development and modernization
- C hampioning sustainable development and environment protection
- I nnovative programs in health care
- T opmost priority for peace and order
- Y outh empowerment to ensure Urdaneta's future

CHAPTER I

A. Historical Development

Urdaneta was organized into a pueblo on January 8, 1858 when the contiguous settlement of the pioneering inhabitants, mostly Ilocanos and a sprinkling of Pangasinenses, met all requirements of becoming a town. It came into existence from the conglomeration of portions of barrios from the surrounding towns of Asingan, Villasis, Malasiqui, Sta. Barbara, Mangaldan, Manaoag and Binalonan.

The petitioners for the creation of the new independent town identified themselves as Cabezas Tenietes representing the inhabitants of barrios Batad in Asingan, Nancamaliran in Sta. Barbara and Caocalan in Mangaldan. They proposed that the new town be named Soldevilla, in honor of the alcalde Mayor of the province at that time, Senior Don Manuel Boutelon y Soldevilla. However, the Alcalde Mayor himself declined the honor and instead proposed the name Urdaneta, with the recommendation of the Parish Priest, Fr. Nicolas Manrique Alonzo as the first cura parocco. The town was named in honor of Father Andres de Urdaneta. Father Andres de Urdaneta was a famous soldier, navigator, historian, cosmographer and evangelist who was assigned by King Philip II of Spain to join the Legaspi Expedition of 1564. A monument outside Intramuros shows Legazpi carrying a sword while Urdaneta at his side holding up the cross. There, an inscription reads: “he is the unparalleled cosmographer, pioneer of the Christian and Spanish civilization in the Philippines”.

The Vicar of Sta. Barbara and the curates of Asingan and Mangaldan supported Father Alonzo’s proposal to name the new town Urdaneta. The petition took almost two years to be processed. But soon after that, the Governor-General issued a decree and the new town of Urdaneta was finally born on the 8th of January 1858. Two months later, the town of Urdaneta was finally inaugurated which dated March 8, 1858. An assembly of Principales represented by the seven towns composed of Asingan, Sta. Barbara, Mangaldan, San Jacinto, Manaoag, Binalonan, and Villasis gathered in Urdaneta. The documents on the proclamation of the new town was executed and signed by all the participating officials. Concurrent with the inauguration was the construction of Urdaneta’s first concrete church, forerunner of today’s Catholic Cathedral and present site of Eastern Pangasinan’s Bishopric. On January 10, 1998, through a bill sponsored by Rep. Amadeo R. Perez Jr., the Philippine Congress enacted R.A. 8480 converting the Municipality of Urdaneta into a component city of the Province of Pangasinan. The people of Urdaneta, in a plebiscite, overwhelmingly ratified this legislative act and Urdaneta was proclaimed a city on March 21, 1998.

B. Socio-cultural Development



Father Fray Andres de Urdaneta

The early settlers of Urdaneta were Ilocanos from the North who brought along with them their beliefs, customs and traditions. They are protective, visionaries and clannish. Their houses, which were made of bamboo and cogon, were compactly arranged. A Spanish Historian, Buzeta, commented on the way they constructed their houses:

“These Indios, upon establishing their communities, constructed their houses so close to one another that no space was left for their orchards contrary to the common practice of the natives in other places of the island who constructed their houses isolated in the fields adjacent to

their farms.”

Some of the old socio-cultural traits were handed down to succeeding generations. These refer to *pugot* (creature without head); *ansisit* (dwarf); *serena* (mermaid); *al-alia* (ghost); *anito* (deity); and beliefs such as, *never sing in front of a stove while cooking for surely one will marry an old maid or an old man.*



Foremost among the inhabitants' customs and traditions are “*mano*,” kissing the hands of elders as a sign of respect; and “*uli*,” a pre-wedding arrangement or agreement whereby the parents of the bride and groom finalize wedding preparations inclusive of the dowry, date of marriage and related matter. A few of these practices slowly vanished with the advent of Christian religions propagated by the Spanish and American rules. Likewise, nowadays, due to migrations from Tarlac, Pampanga and even as far as Batangas, other beliefs are infused in the community's cultural heritage.

C. Political and Administrative Development

The political maturity of the present-day leaders was handed down from the early inhabitants banking on unity and cooperation. The leaders were reposed on the responsibility of governance considering the general welfare of the constituents.

The Spaniards introduced the centralized form of government and an administrative system whereby the head of a “sitio” was called “Teniente Absolute” and of the town, “Gobernadorcillo.” In 1843, the title “Gobernadorcillo” was changed to “Captain.”

The year 1899 ushered the American Era in the Philippine History. One of the local administrative orders asserted by the Americans was the installation of “Municipal Presidents” in lieu of “Capitanes.” From 1937 to the present, the local chief executive was referred to as “Municipal Mayor.”

**ELECTED CITY OFFICIALS
(2016-2019)**



CITY MAYOR:

HON. AMADEO GREGORIO E. PEREZ IV

CITY VICE-MAYOR:

HON. JULIO F. PARAYNO III

CITY COUNCILORS:

HON. JIMMY D. PARAYNO

HON. MARIA TERESA SOCORRO P. NAGUIAT

HON. MAURA JENNIFER G. GARCIA

HON. PETER JASON I. AGASLUD

HON. ANTONINO P. PEREZ

HON. HERODUTOS F. SUMERA

HON. DOMINADOR M. VILLANUEVA III

HON. JESUS LI. BASCO

HON. BLESILDO F. SUMERA

HON. FLORENCIO B. ADUCA

HON. MICHAEL BRIAN M. PEREZ

CHAPTER II GEO-PHYSICAL ENVIRONMENT

A. Geographical Location

Urdaneta is a landlocked city strategically located at the eastern part of the Province of Pangasinan. It is situated on 15° 56' to 16° 0' latitude and 120° 29' to 120° 37' longitude. The city is bisected on the east and west sides by the Manila North Road and traversed by the McArthur Highway on the north and south parts.

The City of Urdaneta is about 186 kilometres (3-4 hours via TPLEX) from Metro Manila and approximately 70 kilometres (2 hours) from Baguio City. It is 100 kilometres (2 ½ hours) from San Fernando City, La Union, 28 kilometres (45 minutes) from Dagupan City, Pangasinan, and 40 kilometres (1 ½ hours) from the Capital Town of Lingayen, Pangasinan.

B. Boundaries

The city is bounded on the north by the municipalities of Manaoag, Laoac and Binalonan, and the Musing River; on the northwest by the municipality of Mapandan; on the south by the municipality of Villasis; on the southwest by the municipality of Malasiqui; on the east by the municipality of Asingan; and on the west by the municipality of Sta. Barbara.



Figure 1. Map of Pangasinan and Urdaneta

C. Land Area

Urdaneta covers a total area of approximately 12,098 hectares. The land area of the city comprises the 2.25 percent of the total land area of Pangasinan and a 0.94 percent of the total land area of Region I.

Table 1. Land Area of Region I, Pangasinan and Urdaneta.

	Land Area (has)	% Share of Urdaneta
Urdaneta	12,098	—
Pangasinan	536,818	2.25
Region I	1,284,019	0.94

There are 34 barangays in Urdaneta. The largest barangay is Cabaruan with 955.4 hectares which is 7.9 percent of the total land area of Urdaneta. The smallest barangay in terms of land area is barangay Tulong with 126.4 hectares, a percentage of 1.04 of the total land area. The barangay boundaries are shown in Figure 2.

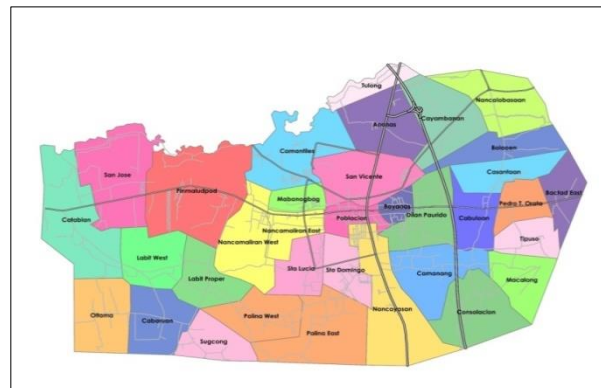


Figure 2. Map of Urdaneta.

D. Geophysical Attributes

The city forms part of the Central Plains of Luzon consisting of generally flat landforms. Majority of the barangays have nearly flat terrain. The terraced portions of barangays Cabaruan, Oltama and Sugcong on the southwest portion of the city are utilized as orchard and pasture areas.

The city has a general slope range of zero to three percent. However, the terrain at its southwestern portions, specifically in barangays Oltama, Cabaruan, and Sugcong, is gently sloping to moderately hilly with a slope range of three to eight percent.

Urdaneta is blessed with rich soil suitable for almost all kinds of agricultural crops. The types of soil present in Urdaneta are the Quingua Series, Bantog Series, San Miguel Series, and San Fabian Series.

E. Geologic and Natural Hazards

Earthquake. Urdaneta is traversed at its north eastern tip by the Pozorrubio to Umingan major fault line. This fault line goes in consonance with the Philippine fault line which runs from Dingalan Bay in Aurora Province to the Lingayen Gulf. The Philippine Institute of Volcanology and Seismology (PHIVOLCS) recommended a five-metre easement on both sides of fault traces

Flood Hazard. Flood prone areas include portions of barangays Poblacion, Pinmaludpod, Nancayasan, San Jose, Camantiles, Tulong, Anonas and the lowland portions of barangays.

Siltation. The city is generally underlain by sedentary rocks of quaternary alluvial, lacustrine, river and residual deposits (Bureau of Mines, Regional Office I).

Erosion. Majority of the barangays experience no erosion at all. This means that no conspicuous erosion is experienced although the topsoil may be disturbed. This is the case in areas that are flat or level to nearly level, especially in wetlands and paddy rice locations. Some portions of Labit West experience none to slight (insipient) erosion. In this category of erosion, the topsoil is disturbed but ploughing may negate the very slight insipient erosion. This is particularly found in areas that are nearly level to very gently sloping but more especially in areas that are terraced and devoted to paddy rice. Parts of barangays Cabaruan Oltama and Sugcong have slight erosion. The pattern in these areas is characterized by sheet erosion with small rills. This type of erosion is a condition wherein the topsoil is disturbed and slightly reduced by sheet erosion and small rills with no conspicuous development of braids or gullies. This is found in areas that are very gently sloping to gently undulating, especially in areas with terraced paddies, rotated crops and with short slope length. Areas along the Macalong River and Tulong and Calegu Rivers experience slight erosion. as well.

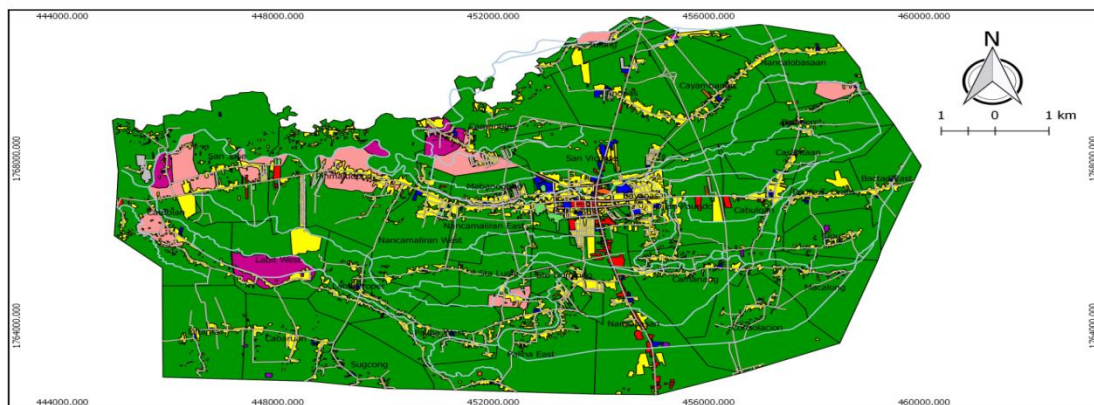


Figure 3. Flood Hazard Map of Urdaneta.

F. Meteorology

Climate and Rainfall. Urdaneta has two major seasons, the wet and the dry season. The City experiences the dry season from November to April. The wet season, in turn, is experienced from May to October with an average rainfall of 86 mm. The heaviest rainfalls usually occur between July to September. Seven to nine return periods of typhoon visit the City annually.

Relative Humidity and Temperature. The city has a moderately hot temperature. The lowest recorded temperature is 21.6 °C during the month of December while the highest is 34 during the month of June. Relative humidity is 86 °C.

Vegetative Cover. Pastureland covers 282.20 hectares which is a 2.33 percent of the locality’s total land area. This can be found in the rolling hills of barangays - Oltama, Cabaruan and Sugcong, bounding the municipalities of Villasis and Malasiqui. Mango farms are located on the hills of these barangays while rice fields are on their lowlands which are watered by rivers and creeks. The city has no large-scale grassland and even forest.

Mineral Resources. Mineral Resources in the city include tuffaceous shell deposits found in Cabaruan and Labit West, as well as gravel and sands deposits in the rivers.

Water Resources. The city has three major resources of water as well as several creeks in almost all the barangays. These include the Tulong and Musing Rivers at the northern boundary; the Mitura River bisected barangays Poblacion and San Vicente; and the Macalong River. These bodies of water, as well as the tributaries of the Agno River from the Province of Benguet, drain into the central plains of the Province of Pangasinan. Irrigation water to the prime agricultural lands of Urdaneta comes from the Tangal Perez Dam in barangay Nancalobasaan.

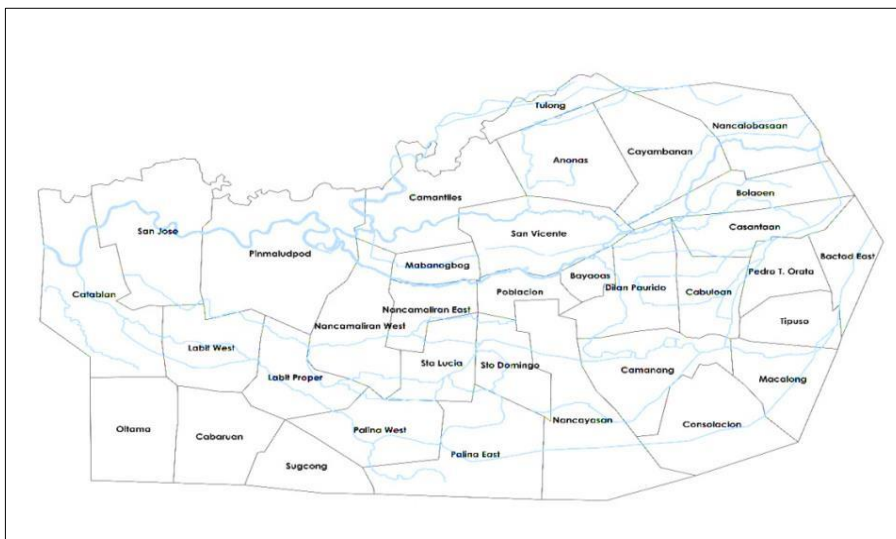


Figure 4. River System Map of Urdaneta

CHAPTER III DEMOGRAPHIC CHARACTERISTICS

A. Population Composition

Based on the POPCEN 2015 by the Philippine Statistics Authority (PSA), Urdaneta City posted a total population of 132, 940. In Region I, the city ranked third as the most populous local government unit. Urdaneta’s population share to the province of Pangasinan decreased by .01 percent from 4.51% in 2010 to 4.50% in 2015 (*Table 2*).

	2000	2010	2015
Urdaneta	111, 582	125,451	132,940
Pangasinan	2,434,000	2,780,000	2,957,000
% Share of Urdaneta	4.58	4.51	4.50

Source: Philippine Statistics Authority (PSA)

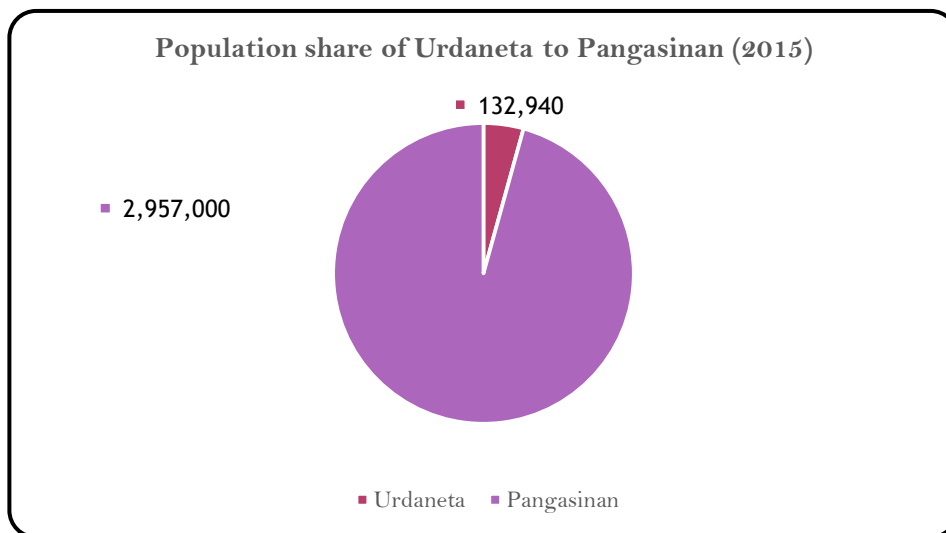


Figure 5. Population Share of Urdaneta

Utilizing the 2015 population and growth rate of 1.17%, the projected population of Urdaneta City for 2017 is 136,069. Based on the average household size of 4.4 that was provided by the PSA, the total household population of Urdaneta in 2015 is 30,214. From the 2015 household population as baseline year and with a growth rate of 1.17%, the total household population for 2017 is 30,925. Table 3 shows the 2015 actual and projected population per barangay.

Table 3. URDANETA CITY POPULATION

BARANGAY	2015	2016	2017	2018	2019	2020	2021	2022	2023	2024	2025
Anonas	5,595	5,660	5,727	5,794	5,861	5,930	5,998	6,067	6,137	6,208	6,279
Bactad East	2,104	2,129	2,154	2,179	2,204	2,230	2,256	2,282	2,308	2,334	2,361
Bayaoas	5,653	5,719	5,786	5,854	5,922	5,992	6,060	6,130	6,201	6,272	6,344
Bolaoen	1,565	1,583	1,602	1,621	1,640	1,659	1,678	1,697	1,717	1,736	1,756
Cabaruan	2,281	2,308	2,335	2,362	2,390	2,418	2,445	2,474	2,502	2,531	2,560
Cabuloan	2,830	2,863	2,897	2,930	2,965	2,999	3,034	3,069	3,104	3,140	3,176
Camanang	4,484	4,536	4,590	4,643	4,698	4,753	4,807	4,862	4,918	4,975	5,032
Camantiles	6,123	6,195	6,267	6,340	6,415	6,490	6,564	6,640	6,716	6,793	6,872
Casantaan	1,559	1,577	1,596	1,614	1,633	1,652	1,671	1,691	1,710	1,730	1,750
Catablan	5,576	5,641	5,707	5,774	5,842	5,910	5,978	6,047	6,116	6,187	6,258
Cayambanan	4,008	4,055	4,102	4,150	4,199	4,248	4,297	4,346	4,396	4,447	4,498
Consolacion	1,585	1,604	1,622	1,641	1,660	1,680	1,699	1,719	1,739	1,759	1,779
Dilan-Paurido	6,185	6,257	6,331	6,405	6,480	6,555	6,631	6,707	6,784	6,862	6,941
Labit Proper	3,417	3,457	3,497	3,538	3,580	3,622	3,663	3,705	3,748	3,791	3,835
Labit West	2,443	2,472	2,501	2,530	2,559	2,589	2,619	2,649	2,680	2,710	2,742
Mabanogbog	3,349	3,388	3,428	3,468	3,509	3,550	3,590	3,632	3,673	3,716	3,758
Macalong	1,515	1,533	1,551	1,569	1,587	1,606	1,624	1,643	1,662	1,681	1,700
Nancalobasaan	3,226	3,264	3,302	3,341	3,380	3,419	3,459	3,498	3,539	3,579	3,620
Nancamaliran East	4,882	4,939	4,997	5,055	5,115	5,174	5,234	5,294	5,355	5,417	5,479
Nancamaliran West	5,383	5,446	5,510	5,574	5,639	5,705	5,771	5,837	5,904	5,972	6,041

Table 3.URDANETA CITY POPULATION continuation

Nancayasan	6,944	7,025	7,107	7,191	7,275	7,360	7,444	7,530	7,617	7,704	7,793
Oltama	1,393	1,409	1,426	1,442	1,459	1,476	1,493	1,511	1,528	1,546	1,563
Palina East	4,510	4,563	4,616	4,670	4,725	4,780	4,835	4,891	4,947	5,004	5,061
Palina West	2,965	3,000	3,035	3,070	3,106	3,143	3,179	3,215	3,252	3,290	3,327
Pinmaludpod	7,213	7,297	7,383	7,469	7,557	7,645	7,733	7,822	7,912	8,003	8,095
Poblacion	7,665	7,755	7,845	7,937	8,030	8,124	8,217	8,312	8,408	8,504	8,602
P.T. Orata	1,960	1,983	2,006	2,030	2,053	2,077	2,101	2,125	2,150	2,175	2,200
San Jose	5,677	5,743	5,811	5,879	5,947	6,017	6,086	6,156	6,227	6,299	6,371
San Vicente	10,572	10,696	10,821	10,947	11,076	11,205	11,334	11,464	11,596	11,729	11,864
Sta. Lucia	2,840	2,873	2,907	2,941	2,975	3,010	3,045	3,080	3,115	3,151	3,187
Sto. Domingo	3,241	3,279	3,317	3,356	3,395	3,435	3,475	3,515	3,555	3,596	3,637
Sugcong	960	971	983	994	1,006	1,017	1,029	1,041	1,053	1,065	1,077
Tipuso	1,911	1,933	1,956	1,979	2,002	2,025	2,049	2,072	2,096	2,120	2,145
Tulong	1,326	1,342	1,357	1,373	1,389	1,405	1,422	1,438	1,454	1,471	1,488
TOTAL	132,940	134,495	136,069	137,661	139,272	140,901	142,521	144,160	145,818	147,495	149,191

(Based on PSA 2015 Census; Growth Rate = 1.17%)

Table 4. URDANETA CITY HOUSEHOLD POPULATION

BARANGAY	2015	2016	2017	2018	2019	2020	2021	2022	2023	2024	2025
Anonas	1,272	1,286	1,302	1,317	1,332	1,348	1,364	1,379	1,396	1,412	1,428
Bactad East	478	484	489	495	501	507	513	519	525	531	537
Bayaoas	1,285	1,300	1,315	1,330	1,346	1,362	1,378	1,394	1,410	1,427	1,443
Bolaoen	356	360	364	368	373	377	381	386	390	395	400
Cabaruan	518	524	531	537	543	549	556	562	569	576	582
Cabuloan	643	651	658	666	674	682	690	698	706	714	723
Camanang	1,019	1,031	1,043	1,055	1,068	1,080	1,093	1,106	1,118	1,132	1,145
Camantiles	1,392	1,408	1,424	1,441	1,458	1,475	1,492	1,510	1,527	1,545	1,563
Casantaan	354	358	363	367	371	376	380	384	389	393	398
Catablan	1,267	1,282	1,297	1,312	1,328	1,343	1,359	1,375	1,391	1,407	1,424
Cayambanan	911	922	932	943	954	965	977	988	1,000	1,011	1,023
Consolacion	360	364	369	373	377	382	386	391	395	400	405
Dilan-Paurido	1,406	1,422	1,439	1,456	1,473	1,490	1,507	1,525	1,543	1,561	1,579
Labit Proper	777	786	795	804	814	823	833	842	852	862	872
Labit West	555	562	568	575	582	588	595	602	609	617	624
Mabanogbog	761	770	779	788	797	807	816	826	835	845	855
Macalong	344	348	352	357	361	365	369	374	378	382	387
Nancalobasaan	733	742	750	759	768	777	786	795	805	814	824
Nancamaliran East	1,110	1,123	1,136	1,149	1,162	1,176	1,190	1,204	1,218	1,232	1,246
Nancamaliran West	1,223	1,238	1,252	1,267	1,282	1,297	1,312	1,327	1,343	1,358	1,374
Nancayasan	1,578	1,597	1,615	1,634	1,653	1,673	1,692	1,712	1,732	1,752	1,773

Table 4. URDANETA CITY HOUSEHOLD POPULATION continuation

Oltama	317	320	324	328	332	336	339	343	347	352	356
Palina East	1,025	1,037	1,049	1,061	1,074	1,086	1,099	1,112	1,125	1,138	1,151
Palina West	674	682	690	698	706	714	723	731	740	748	757
Pinmaludpod	1,639	1,658	1,678	1,698	1,717	1,737	1,758	1,778	1,799	1,820	1,842
Poblacion	1,742	1,762	1,783	1,804	1,825	1,846	1,868	1,890	1,912	1,934	1,957
P.T. Orata	445	451	456	461	467	472	478	483	489	495	500
San Jose	1,290	1,305	1,321	1,336	1,352	1,367	1,383	1,400	1,416	1,433	1,449
San Vicente	2,403	2,431	2,459	2,488	2,517	2,547	2,576	2,607	2,637	2,668	2,699
Sta. Lucia	645	653	661	668	676	684	692	700	708	717	725
Sto. Domingo	737	745	754	763	772	781	790	799	808	818	827
Sugcong	218	221	223	226	229	231	234	237	239	242	245
Tipuso	434	439	445	450	455	460	466	471	477	482	488
Tulong	301	305	308	312	316	319	323	327	331	335	339
TOTAL	30,214	30,567	30,925	31,287	31,653	32,023	32,398	32,777	33,160	33,548	33,941

(Based on PSA 2015 Census; Growth Rate = 1.17%)

B. Population Density

San Vicente, Poblacion and Nancayasan are the most populated barangays. As the urban center/central business district and having a relatively small land area, Poblacion is the most densely populated barangay with 58 persons per hectare. The least densely populated barangay is Cabaruan with 2 persons per hectare. The gross city density is 11 persons per hectare. Table 5 shows the population density figures per barangay.

Table 5. Population Density: 2017

Barangay	Population	Gross Area (ha)	Population Density
Urban			
Anonas	5,595	455.7	12
Bayaoas	5,653	138.83	41
Camanang	4,484	484.4	9
Camantiles	6,123	463.07	13
Catablan	5,576	773.4	7
Dilan-Paurido	6,185	216.23	29
Mabanogbog	3,349	129.07	26
Nancamaliran East	4,882	142.07	34
Nancamaliran West	5,383	315.9	17
Nancayasan	6,944	604.18	11
Palina East	4,510	236.33	19
Pinmaludpod	7,213	821.00	9
Poblacion	7,665	132.23	58
San Jose	5,677	396.73	14
San Vicente	10,572	440.27	24
Subtotal	89,811	5749.41	324
Rural			
Bactad East	2,104	170.73	12
Bolaoen	1,565	388.25	4
Cabaruan	2,281	955.40	2
Cabuloan	2,830	223.73	13
Casantaaan	1,559	439.23	4
Cayambanan	4,008	495.72	8
Consolacion	1,585	441.90	4
Labit Proper	3,417	363.90	9
Labit West	2,443	350.57	7
Macalong	1,515	320.90	5
Nancalobasaan	3,226	564.57	6
Oltama	1,393	436.57	3
Palina West	2,965	306.90	10
Pedro T. Orata	1,960	146.07	13
Sta. Lucia	2,840	141.70	20
Sto. Domingo	3,241	185.57	17
Sugcong	960	157.59	6
Tipuso	1,911	132.90	14
Tulong	1,326	126.39	10
Subtotal	43,129	6349	168
TOTAL	132,940	12,098.00	11

Source: City Planning & Development Office, Urdaneta City.

C. Urban and Rural Barangays

The 34 barangays in Urdaneta are classified by the PSA as Urban and Rural barangays. Fifteen are Urban while the remaining 19 are Rural barangays.

Urban Barangays. The 15 Urban barangays with an aggregate population of 89,811 are composed of Anonas, Bayaoas, Camanang, Camantiles, Catablan, Dilan-Paurido, Mabanogbog, Nancamaliran East, Nancamaliran West, Nancayasan, Palina East, Pinmaludpod, Poblacion, San Jose, and San Vicente. San Vicente is the most populous urban barangay with 10,572. Barangay Poblacion ranked second with 7,665 followed by barangay Pinmaludpod with 7,213.

Rural Barangays. The 19 Rural barangays with a total population of 43,129, include Bactad East, Bolaen, Cabaruan, Cabuloan, Casantaan, Cayambanan, Consolacion, Labit Poper, Labit West, Macalong, Nancalobasaan, Oltama, Palina West, Pedro T. Orata, Sta. Lucia, Sto Domingo, Sugcong, Tipuso and Tulong. The top three most populous Rural barangays are Cayambanan with 4,008, next in rank is Labit Proper with 3,417 and lastly Sto. Domingo with 3,241.

D. Urbanization Level

Urbanization level gauges the growth of population living in the urban areas. The urban barangays are considered to be the center of economic activities. In 2015 an urbanization level of 68% is manifested in the city, the same rate in 2010.

Table 6. Urbanization Level: Urdaneta City

Year	City Population			Average Yearly Pop Growth Rate	Level of City Urbanization (%)
	Urban	Rural	Total		
2010	85,738	39,713	125,451	1.72	68
2015	89,811	43,129	132,940	0.95	68

Source: City Planning & Development Office.

E. Historical Growth of Population

Urdaneta City posted a total population of 24,544 during the first census in 1903. And in 2015, the latest census year it reached a total population of 132,940 with an average annual growth rate of 1.17. There is a fluctuating pattern in the annual population growth rate as can be seen in Table 7. The highest population growth rate was recorded in 1970 with an average annual growth rate of 2.75%.

Table 7. Historical Growth of Population: 1903-2015.

Year	Population	Increase/Decrease	Average Annual Growth Rate (%)
1903	24,544	-	
1918	24,536	-8	0.00
1939	29,120	4,584	0.82
1948	35,811	6,691	2.32
1960	44,744	8,933	1.87
1970	58,690	13,946	2.75
1975	65,390	6,700	2.19
1980	71,796	6,406	1.89
1990	90,694	18,898	2.36
1995	100,263	9,569	2.03
2000	111,582	11,319	2.16
2007	120,785	9,203	1.14
2010	125,451	4,666	1.27
2015	132,940	7,489	1.17

Source: City Planning & Development Office

F. Population by Age Group

Based on the 2010 population by Age Group that was provided by then National Statistics Office (NSO), the projected population by age group is presented in Table 8. The groupings are categorized as school-going population, labor force and dependent population. In 2016, the total projected populations per groupings are 17,969, 91,779 and 49,182, respectively.

G. Statistical Figure

Table 8. 2010 Population By Age Group and Projected Population

Groupings	2010	Participation Rate	2015	2016	2017	2027
Population	125,451		132,940	134,495	136,069	152,854
School going population	16,761	0.1336	17,762	17,969	18,180	20,422
Pre-school	4,870	0.0388	5,161	5,222	5,283	5,934
Elementary	15,947	0.1271	16,899	17,097	17,297	19,431
Secondary	13,948	0.1112	14,780	14,953	15,128	16,995
Tertiary	9,283	0.0740	9,837	9,952	10,068	11,310
Working Age (15-64)	79,087	0.6304	83,808	84,789	85,781	96,362
Labor Force	85,607	0.6824	90,717	91,779	92,853	104,307
Dependent Population	45,875	0.3657	48,614	49,182	49,758	55,896
Young (0-14)	39,355	0.3137	41,704	42,192	42,686	47,952
Old (65 and over)	6,520	0.0520	6,909	6,990	7,072	7,944

Source: City Planning & Development Office

Food and Poverty thresholds and Poverty and Subsistence incidences are the results of the income data gathered from the Family Income and Expenditure Survey (FIES) conducted by the Philippine Statistics Authority (PSA) every three years.

Food and Poverty Threshold. In 2015, the annual per capita food threshold and poverty threshold in Pangasinan is P 14,898.00 and P 21,327.00, respectively as shown in Table 9.

Food threshold is the required minimum income to meet basic food needs. It measures extreme or subsistence poverty. The basic food needs must satisfy the requirements set by the Food and Nutrition Research Institute (FNRI) to ensure social and economic productivity. A family of five needed at least P 5,942.00 on average monthly to meet basic food needs.

Poverty threshold, also known as **poverty line**, is expanded to include basic non-food needs such as clothing, housing, transportation, health, and education expenses. A family of five needed at least P 8,518.00 on average monthly to meet both basic food and non-food requirements.

Table 9. Annual per capita Food and Poverty Threshold: Pangasinan

Year	Food Threshold	Poverty Threshold
2006	9,680	13,860
2009	12,003	17,043
2012	12,533	17,949
2015	14,262	20,444

Source: Philippine Statistics Authority

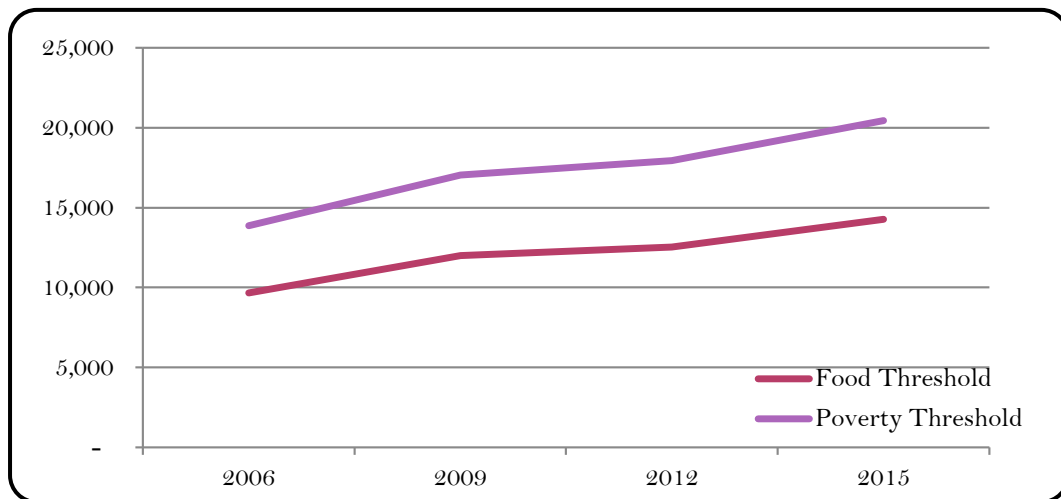


Figure 6. Food and Poverty Threshold:

Poverty and Subsistence Incidence. Poverty Incidence measures the proportion of families/individuals with per capita income less than the per capita poverty threshold to the total number of families/individuals. In Pangasinan, 11.2% families were poor (Table 10). These families are living below the poverty line.

Subsistence Incidence is the number of families/ individuals whose per capita income falls below the per capita food threshold to the total number of families/individuals. In 2015, 2.5% families in Pangasinan were not able to meet their basic food (Table 10). These families are living below the minimum income required to meet basic food needs.

Table 10. Poverty and Subsistence Incidence Among Families: Pangasinan

Year	Poverty Incidence (%)	Subsistence Incidence (%)
2006	21.8	7.7
2009	17.2	5.3
2012	14.9	3.7
2015	11.2	2.5

Source: Philippine Statistics Authority

A decreasing number of poor families in Pangasinan can be noticed from the line graph below.

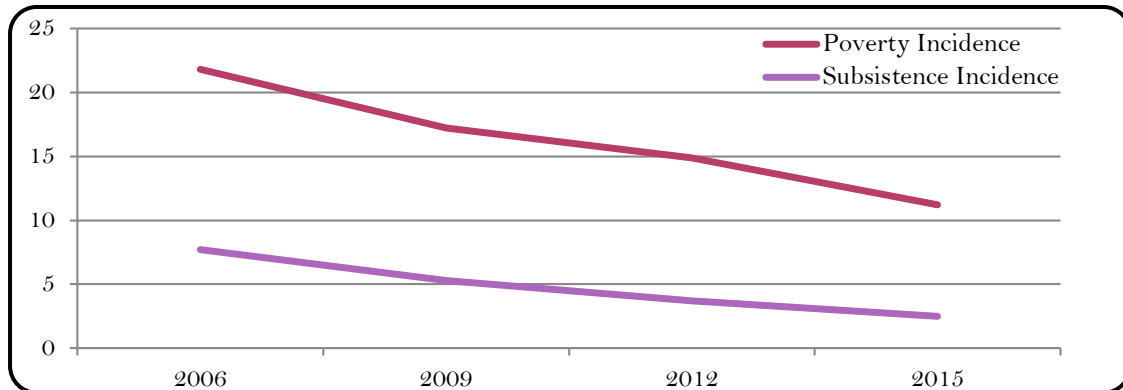


Figure 7. Line Graph of Poverty & Subsistence Incidence.

Income and Poverty Gap, and Severity of Poverty. The income gap measures the average income required by the poor in order to get out of poverty, expressed relative to the poverty threshold.

The poverty gap refers to the income shortfall (expressed in proportion to the poverty threshold) of families with income below the poverty threshold, divided by the total number of families.

The severity of poverty is the total of the squared income shortfall (expressed in proportion to the poverty threshold) of families with income below the poverty threshold, divided by the total number of families. This is a poverty measure that is sensitive to income distribution among the poor.

Table 11. Income Gap, Poverty Gap & Severity of Poverty: Pangasinan

Year	Income Gap	Poverty Gap	Severity of Poverty
2006	23.76	5.19	1.85
2009	22.16	3.82	1.28
2012	20.00	2.97	0.91
2015	18	2	0.6

Source: Philippine Statistics Authority

CHAPTER IV The Social Sector

A. Health

Medical Health Services are delivered thru different health facilities within the city which caters to the people of Urdaneta and also to other neighboring municipalities as well.

There are three hospitals, two of which are privately operated, these are the Divine Mercy Hospital and Sacred Heart Hospital and the Government operated Urdaneta District Hospital.

These hospitals provide higher levels of health care which include treatment of simple and special cases, rehabilitative Care, Intensive Care, Minor and Major Surgery as well as diagnostic services.

Urdaneta City has Three Main City Health Offices; City Health Office I, II and III. These main Health Offices are strategically located in different areas in Urdaneta City. Each City Health Offices have different Barangay Health Stations under its Catchment Area. Every Barangay in Urdaneta has its own Barangay Health Station manned by either a Registered Midwife or Registered Nurses acting as Nurses together with other casual Nurses.

City Health Office I is located within the Old City Hall Compound in Barangay Poblacion. The Main Office caters not only to residents of Barangay Poblacion but the entire City. CHO I offer Medical, Prenatal and Dental Services, TB DOTS, Social Hygiene Clinic, Laboratory Services, Nutrition and Population Commission, Sanitation and Birthing Facility.

There are 8 Barangay Health Centers under CHO I namely, Brgy. Poblacion, San Vicente, Pinmaludpod, Nancamaliran West, Camantiles, Mabanogbog, Nancamaliran East and Sta. Lucia.

City Health Office II is located in Barangay Cabuloan. Under CHO II are 16 Barangays namely Brgy. Cabuloan, Casantaan, Bolaen, Tipuso, Bactad Proper, Bactad East, Macalong, Camanang, Nancayasan, Consolacion, Dilan-Paurido, Bayaoas, Anonas, Tulong, Cayambanan, Nancalobasaan.

City Health Office III is located in Barangay Labit Proper. Barangay Cabaruan, Catablan, Labit Proper, Labit East, Oltama, Palina East, Palina West, San Jose, Sto. Domingo and Sugcong are under CHO III.



There are two Physicians in the City Health Office. They hold their office at the Main Health Center (CHO I) and have their scheduled duty at the other City Health Centers each week. Likewise with the Dentists, they also have weekly schedules at the other City Health Offices. All in all there 2 Physicians, 7 Nurses, 2 Dentists, 1 Casual Dentist, 1 Medical Technologist, 1 Laboratory Technologist, 2 sanitary Inspectors , 9 Midwives, 6 Registered Nurses acting as Midwives and the rest are Casual or Contractual Nurses assigned in the 3 Main Health Centers.

Table 12. General Health Situation: 2015-2017

Health Indicator	2015	2016	2017
Fertility			
Crude Birth Rate (CBR)	14	12	13
Mortality			
Crude Death Rate (CDR)	3	3	3
Infant Mortality Rate (IMR)	1	3.66	6.3
Young Child Mortality Rate (YMCR)	0.25	0.82	1.14
Maternal Mortality Rate (MMR)	0.55	0	0.5

Source: City Health Office

In 2015, it can be noted that the city has recorded 14 in the crude birth rate then it went down to 12 on the following year. This was derived from the total number of live births on a given year multiplied by one thousand then it is divided by the total population of that given year.

The data also shows that from 2015 to 2017 the data went from 14 down to 12 then went up to 13. It only shows that there is a downward-upward pattern in the number of live births in the city.

For the past three years, records show that the Crude Death Rate (CDR) remained constant at 3 every year. These data are based on the number of deaths in a given year multiplied by 1000 divided by the total population of that given year.

The high number of Crude Birth Rate versus the low number of Crude Death Rate is, to a certain degree, stable and meant that there is a slight increase of the population of the city.

Table 13. Malnourished Children 2015-2017

Degree of Malnutrition	2015		2016		2017	
	No.	%	No.	%	No.	%
Underweight	513	2.74	506	3.13	345	
Severely Underweight	137	0.73	144	0.97	86	
TOTAL	650	3.47	650	3.58	431	
Total No. of Children (0-15 years)	18,724		18,160			

Source: City Health Office

The City Health Office reported that there are a total of 431 children who are classified as Underweight and Severely Underweight. Being underweight refers to a person’s BMI (Body Mass Index) that is below 18.5. In other words, the weight of the person is below 15-20% of the normal weight depending on their age and height group.

Table 14. Ten Leading Causes of Mortality 2017

Causes	Male	Female	Total
1. Pneumonia	17	16	33
2. Cardio Vascular Disease	12	12	24
3. Cerebro Vascular Accident	8	9	17
4. Senile Debility	3	12	15
5. Sepsis	4	3	7
Renal Failure	3	4	7
6. Kidney Failure	5	1	6
Congestive Heart Failure	2	4	6
Multi-organ Failure	5	1	6
7. Bronchial Asthma	4	1	5
Diabetes Mellitus	3	2	5
8. Acute Myocardial Infarction	2	2	4
Vehicular Accident	4	0	4
9. Liver Cirrhosis	2	1	3
10. Hypovolemic Shock	2	0	2

Source: City Health Office

According to the City Health Office, the leading cause of death for the year 2017 in Urdaneta City is Pneumonia, a disease of the lungs caused by infection and pollution. The second cause is Cardio Vascular disease, which is a lifestyle related disease. Diabetes Mellitus, Congestive Heart Failure, Multiple Organ Failure, Myocardial Infarction, Hypertension and Kidney Failure are non-communicable diseases. These diseases are considered lifestyle diseases and are highly preventable with right diet, exercise and having a healthy lifestyle.

Table 15. Ten Leading Causes of Morbidity 2017

Causes	Male	Female	Total
1. Acute Upper Respiratory Tract Infection	715	858	1573
2. Hypertension	516	383	899
3. Acute Lower Respiratory Tract Infection	239	338	577
4. Other disorders of Urinary System	103	332	435
5. Diarrhea	140	132	272
6. Asthma	92	92	184
7. Influenza	64	51	115
8. Allergic Contact Dermatitis	32	77	109
9. Gastritis	25	41	66
Otitis Media	34	32	66
10. Diabetes Mellitus	21	42	63

Source: City Health Office

Acute respiratory infection is the leading cause of morbidity for the past 5 years. The high incidence of respiratory infection suggests that the city is prone to airborne diseases; pollution is also a contributory factor to this disease. Other infectious diseases that are listed in the top 10 may be due to poor hygiene, poor nutrition, low body resistance and sudden change in weather. It can be noted that half of the diseases are non-communicable; these are hypertension, urinary tract infection, bronchial asthma, diabetes mellitus and dermatitis which are usually atopic. These are lifestyle diseases and are highly preventable.

Table 16. Households with Sustainable Potable Water Supply 2017

Number of Households with access to potable water	27,329
Total number of households in the LGU	28,361
Percentage of Households with access to potable water	96.3%

Source: City Health Office

Based on the City Health Office records, Urdaneta has a total household population of 28,361. Out of this population data, 27,329 comprise the households with toilet facilities. Thus 96.3% of the total households in the LGU (28,361) comprised the households with toilet facilities

Table 17. Households with Sanitary Toilet 2017

Number of Households with sanitary toilets	27,341
Total number of households in the LGU	28,361
Percentage of Households with Sanitary Toilet	96.4%

Source: City Health Office

As of 2017, there are 28,361 households in Urdaneta City make use of sanitary toilets and unsanitary toilets. 27,341 or 96.4% of the total number of households are sanitary toilet facility users. These are divided in three categories namely sanitary toilet with own flush, shared flush and closed pit latrine.

B. Education

There are two government-run tertiary institutions in Urdaneta. The city government-run Urdaneta City University (UCU) in Brgy San Vicente, which is considered as the “leading academic institution in Eastern Pangasinan, is one of the best in the Province and the first character school in Region 1 (City of Urdaneta Annual Accomplishment Report, 2003).” Second is the Pangasinan State University which is also in Brgy. San Vicente. Private tertiary institutions in the City include the Divine World College of Urdaneta, Lyceum Northern Luzon, Urdaneta College of Technology, Panpacific University North Philippines and the Dona Florencia T. Duque College. These institutions offer a wide array of degree courses such as arts and sciences, engineering, information technology, nursing, marine transportation and environmental planning and development.



Vocational schools, in turn, mostly offer short-term technical courses. These include automotive technology, electrical, electronics, refrigeration, air-conditioning, computer science, information technology, office management, tailoring, dressmaking, cosmetology, seafaring, tourism, and hotel and restaurant management.



LIST OF SCHOOLS, URDANETA CITY**Table 18. List of Public Elementary Schools**

School ID	School Name	School Address
102266	Don Valentin M. Ordonez MS	Sitio Awed, Palina East, Urdaneta City, Pangasinan
102267	Bactad East ES	Purok 5 Bactad East, Urdaneta City, Pangasinan
102268	Bactad ComS	Pedro T. Orata, Urdaneta City, Pangasinan
102269	Badipa ES	Dilan Paurido, Urdaneta City, Pangasinan
102270	Bolaoen ES	Bolaoen, Urdaneta City, Pangasinan
102271	Cabaruan ES	Cabaruan, Urdaneta City, Pangasinan
102272	Camanang ES	Camanang Roadside, Urdaneta City, Pangasinan
102273	Casabula ES	Casantaan, Urdaneta City, Pangasinan
102274	Consolacion ES	Consolacion, Urdaneta City, Pangasinan
102275	Florentino B. Goce CS	Macalong, Urdaneta City, Pangasinan
102276	Nancayasan ES	Nancayasan, Urdaneta City, Pangasinan
102277	Oltama ES	Oltama, Urdaneta City, Pangasinan
102278	Palina East ES	Palina East, Urdaneta City, Pangasinan
102279	Don Andres G. Maiquez MS	Zone 5 Palina West, Urdaneta City, Pangasinan
102280	Sta. Lucia ES	Sta. Lucia, Urdaneta City, Pangasinan
102281	Don Clemente Blanco MES	Sugcong, Urdaneta City, Pangasinan
102282	Tiposu ES	Zone 4 Tiposu, Urdaneta City, Pangasinan
102283	Urdaneta I CS	Alexander St. Poblacion Urdaneta City, Pangasinan
102284	Vicente Taaca MS	Sto. Domingo, Urdaneta City, Pangasinan
102285	Anonas ES	Anonas, Urdaneta City, Pangasinan
102286	Anonas East ES	Anonas East, Urdaneta City, Pangasinan
102287	Cabuloan ES	Zone 2 Cabuloan, Urdaneta City, Pangasinan
102289	Camantiles ES	Camantiles, Urdaneta City, Pangasinan
102291	Cayambanan ES	Zone 3 Cayambanan, Urdaneta City, Pangasinan
102293	Don Amadeo Perez Sr., MECS - Main	San Vicente, Urdaneta City, Pangasinan
102294	Don Amadeo Perez Sr., MECS - East	San Vicente East, Urdaneta City, Pangasinan
102295	Don Amadeo Perez Sr., MECS - West	San Vicente West, Urdaneta City, Pangasinan
102296	Don Felipe Maramba ES	Nancamaliran East, Urdaneta City, Pangasinan
102297	Labit East ES	Labit Proper, Urdaneta City, Pangasinan
102298	Labit West ES	Labit West, Urdaneta City, Pangasinan
102299	Lananpin ES	Nancamaliran West, Urdaneta City, Pangasinan
102300	Lazaga ES	Sitio Bliss, Nancamaliran West, Urdaneta City, Pangasinan
102301	Manan ES	Mabanogbog, Urdaneta City, Pangasinan
102302	Nanbacuran ES	Sitio Nanbacuran Catablan, Urdaneta City, Pangasinan
102303	Nancalobasaan ES	Nancalobasaan, Urdaneta City, Pangasinan
102304	Nancalobasaan Riverside ES	Purok 7, Nancalobasaan, Urdaneta City, Pangasinan
102305	Pinmaludpod ES	Zone 5 Pinmaludpod, Urdaneta City, Pangasinan
102306	San Jose ES	San Jose, Urdaneta City, Pangasinan
102308	Tabuyoc ES	Sitio Tabuyoc (Purok 7), Cayambanan, Urdaneta City, Pangasinan
102309	Trinidad S. Perez ES	Dona Trining Village, Camantiles, Urdaneta City, Pangasinan
102310	Tulong ES	Tulong West, Urdaneta City, Pangasinan

Source: Department of Education, Urdaneta City Schools Division.

Table 19. List of Public Junior High Schools Offering Senior High Schools

School ID	School Name	School Address
300392	Anonas NHS	Anonas West, Urdaneta City, Pangasinan
300393	Bactad East NHS	Bactad East, Urdaneta City, Pangasinan
300394	Badipa NHS	Paurido, Urdaneta City, Pangasinan
300395	Cabaruan NHS	Cabaruan Urdaneta City, Pangasinan
300396	Cabuloan NHS	Cabuloan, Urdaneta City, Pangasinan
300397	Camabu NHS	Camanang Roadside, Camanang, Urdaneta City, Pangasinan
300398	Camantiles NHS	Camantiles, Urdaneta City, Pangasinan
300399	Casabula NHS	Casantaan, Urdaneta City, Pangasinan
300401	Cayambanan NHS	Cayambanan, Urdaneta City, Pangasinan
300402	Don Antonio Bongolan MHS	San Jose, Urdaneta City, Pangasinan
300403	Mariano Q. Umipig NHS	Nancayasan, Urdaneta City, Pangasinan
300404	Labit NHS	Labit Proper, Urdaneta City, Pangasinan
300405	Lananpin NHS	Pinmaludpod, Urdaneta City, Pangasinan
300406	Nancalobasaan NHS	Nancalobasaan, Urdaneta City, Pangasinan
300407	Palina East NHS	Palina East, Urdaneta City, Pangasinan
300408	Palina West NHS	Zone 5 Palina West, Urdaneta City, Pangasinan
300409	Pedro T. Orata NHS	Pedro T. Orata, Urdaneta City, Pangasinan
300410	Urdaneta City NHS	High School Drive, San Vicente West, Urdaneta City, Pangasinan

Source: Department of Education, Urdaneta City Schools Division.

Table 20. List of Public Integrated Schools

School ID	School Name	School Address
500007	Catablan IS	Zone 3, Catablan, Urdaneta City, Pangasinan
500060	San Jose Leet IS	San Jose Leet, Urdaneta City, Pangasinan
500061	Don Alipio Fernandez, Sr. IS	Sitio Isla Pinmaludpod, Urdaneta City, Pangasinan
500442	Calegu IS	Calegu, Catablan, Urdaneta City, Pangasinan

Source: Department of Education, Urdaneta City Schools Division.

Table 21. List of Private Elementary Schools

School ID	School Name	School Address
414002	Maranatha Christian Academy, Inc.	Gracia Village, Nancayasan, Urdaneta City, Pangasinan
414005	Froebel Academy of Pangasinan	Cabuloan, Urdaneta City, Pangasinan
414006	Holy Gem and Scepter Acedmy, Inc.	San Vicente, Urdaneta City, Pangasinan
414010	Berean Academy of Urdaneta City, Inc.	Nancayasan, Urdaneta City, Pangasinan
414012	MAV School of Multiple Intelligence, Inc.	Sto. Domingo, Urdaneta City, Pangasinan

Source: Department of Education, Urdaneta City Schools Division.

Table 22. List of Private Elementary Schools with JHS

School ID	School Name	School Address
400327	St. Francis Urdaneta, Inc.	San Vicente, Urdaneta City, Pangasinan
414001	Messiah Christian Academy	Lachica St., Poblacion, Urdaneta City, Pangasinan

Source: Department of Education, Urdaneta City Schools Division.

Table 23. List of Private Elementary Schools with JHS and SHS

School ID	School Name	School Address
400315	Divine Grace Montessori and High School	San Vicente, Urdaneta City, Pangasinan
400316	Divine Word College of Urdaneta	Bayaoas, Urdaneta City, Pangasinan
400318	Lyceum Northern Luzon, Inc	San Vicente, Urdaneta City, Pangasinan
400319	Merryland Montessori and High School, Inc.	San Vicente, Urdaneta City, Pangasinan
400321	Mothergoose Special School System , Inc.	Bayaoas, Urdaneta City, Pangasinan
400324	Our Lady of the Lilies Academy	Poblacion, Urdaneta City, Pangasinan
400325	Panpacific University North Philippines	San Vicente, Urdaneta City, Pangasinan
400326	St. Andrew Montessori School	Nancayasan, Urdaneta City, Pangasinan
414003	International Colleges for Excellence, Inc.	Garcia St., Poblacion, Urdaneta City, Pangasinan
414004	Lyceum Northwestern University	Nancayasan, Urdaneta City, Pangasinan
414007	Bright International Special School	San Vicente East, Urdaneta City, Pangasinan
414011	Luzon College of Science and Technology, Inc.	Taaca Village, Nancayasan, Urdaneta City, Pangasinan

Source: Department of Education, Urdaneta City Schools Division.

Table 24. List of Private Standalone SHS

School ID	School Name	School Address
407610	Phinma-Upang College Urdaneta	Nancayasan, Urdaneta City, Pangasinan
407619	ABE International College of Business & Accountancy	San Vicente, Urdaneta City, Pangasinan

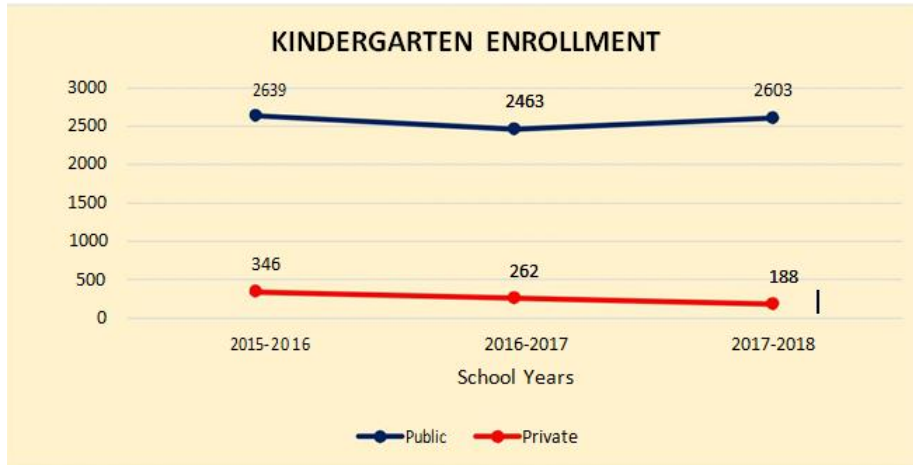
Source: Department of Education, Urdaneta City Schools Division.

Table 25. State University College

School ID	School Name	School Address
600175	Pangasinan State University-Urdaneta	San Vicente, Urdaneta City, Pangasinan

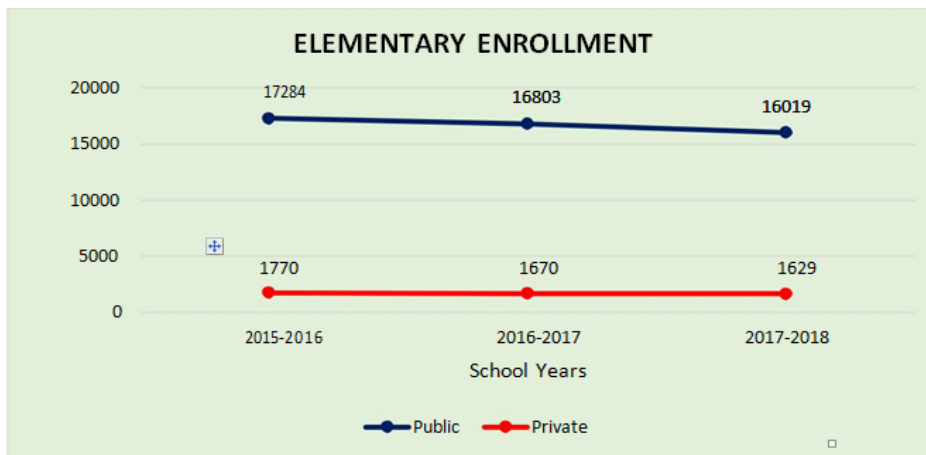
Source: Department of Education, Urdaneta City Schools Division.

SCHOOL ENROLLMENT, URDANETA CITY



As shown in Figure 8, the enrollment of Kindergarten learners in the public schools is fluctuating in trend while enrollment in private schools is decreasing.

Figure 8. Kindergarten Enrollment for the SYs 2015-2016, 2016-2017 and 2017-2018 of Public and Private Schools



A decreasing trend in enrollment in the elementary level is shown in Figure 9 for both public and private elementary schools.

Figure 9. Grades 1-6 Enrollment for the SYs 2015-2016, 2016-2017 and 2017-2018 of Public and Private Schools

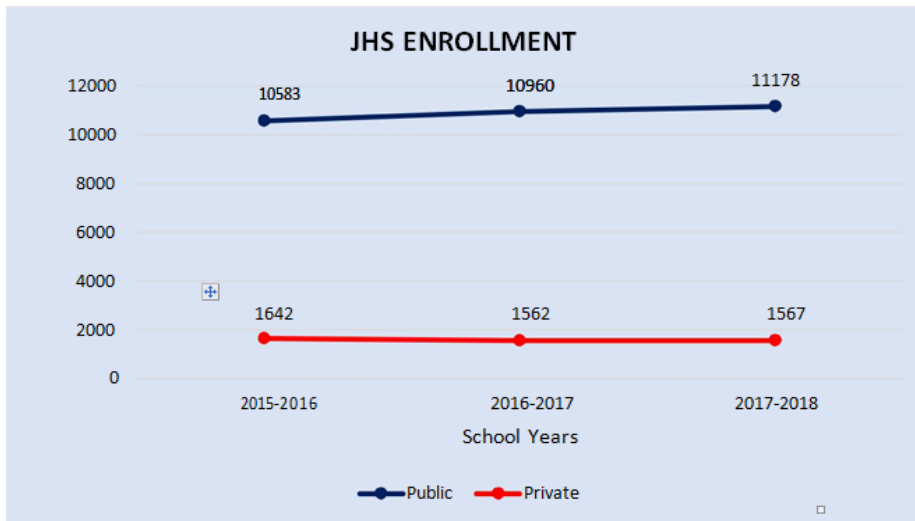


Figure 10. JHS Enrollment for the SYs 2015-2016, 2016-2017 and 2017-2018 of Public and Private Schools

Contrary to the decreasing enrollment in the elementary level, Figure 10 shows that the enrollment in the secondary level particularly in the JHS is increasing for both public and private schools.

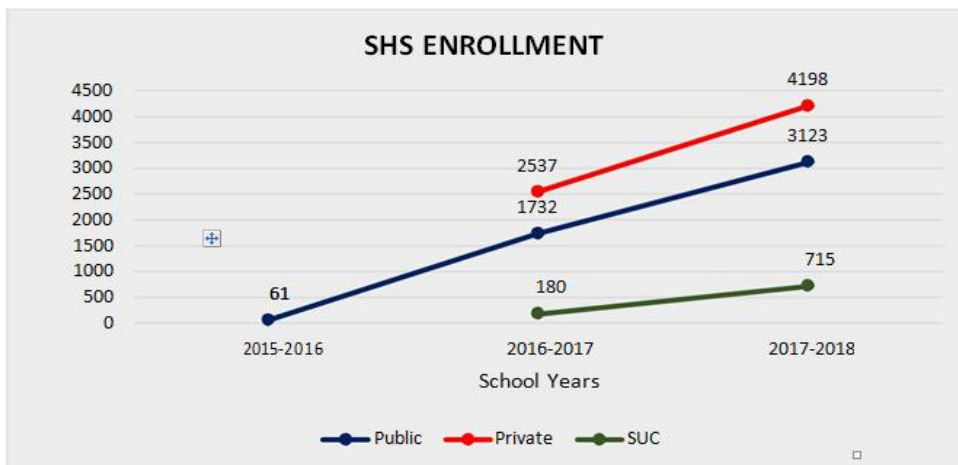


Figure 11. SHS Enrollment for the SYs 2015-2016, 2016-2017 and 2017-2018 of Public and Private Schools

An increasing trend in SHS enrollment can be seen in Figure 4 for both public and private schools. Lananpin NHS, the pilot SHS implementer in Region1, had 61 learners during the SY 2015-2016. In SY 2016-2017, 12 public secondary schools, 13 private schools and PSU Urdaneta offered SHS and in SY 2017-2018, additional eight public schools and one private offered SHS.

Figure 12 shows the decreasing trend in GER. Despite the fact that the GER is decreasing, this is still a positive mark because it exceeds 100%. This means that the total number of learners enrolled in the elementary level regardless of age exceeds the total number of school-aged population.

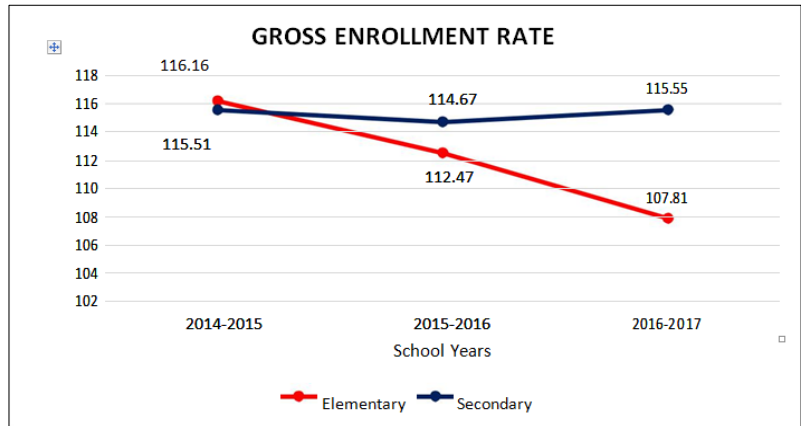


Figure 12. GER for the SYs 2014-2015, 2015-2016 and 2016-2017 of Public and Private Schools

For the secondary level, again, although the GER shows a fluctuating trend, it still exceeds 100%. This also means that the total number of learners enrolled in the secondary level regardless of age exceeds the total number of school-aged population.

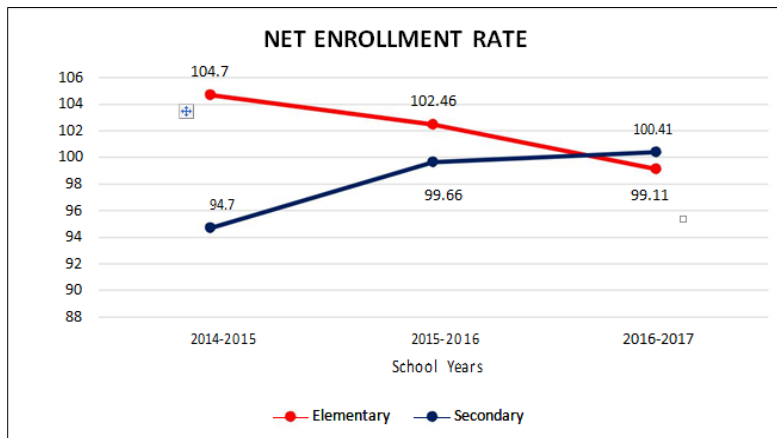


Figure 13. NER for the SYs 2014-2015, 2015-2016 and 2016-2017 of Public and Private Schools

In Figure 6, the NER in the elementary level is decreasing. For SY 2015-2016, 102.46% is a good implication because this means that all school-aged population in the city are enrolled in the elementary level. The excess represents the school-aged learners from the surrounding municipalities of the city. The same is true with the NER during the SY 2014-2015. During the SY 2016-2017, 99.11% of the school-aged population are enrolled in the elementary level.

NER is increasing for the secondary level as shown in Figure 6. From 99.66% of the school-aged population enrolled in the secondary level during SY 2014-2015, it increased to 100.41% in SY 2015-2016.

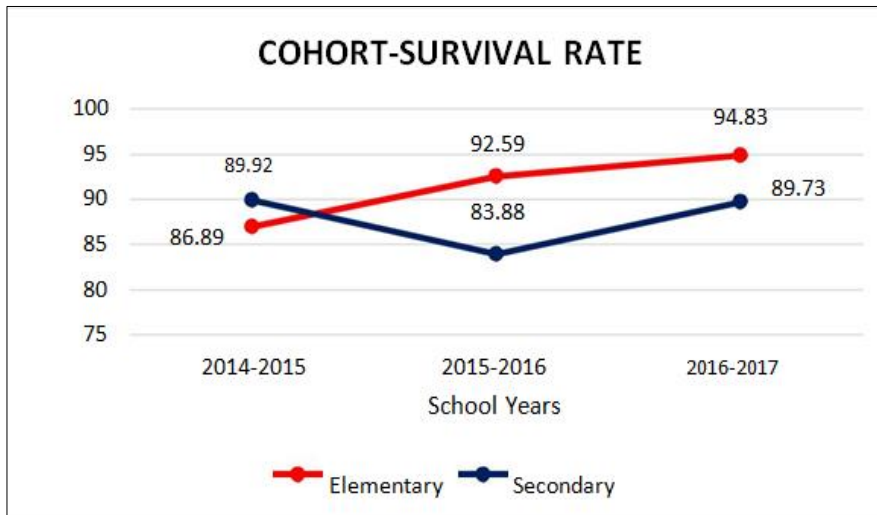


Figure 14. Cohort Survival Rate for the SYs 2014-2015, 2015-2016 and 2016-2017 of Public and Private Schools

The Cohort Survival Rate (CSR) in Figure 14 and Completion Rate (CR) in Figure 15 of the elementary level are increasing in trend. The Cohort Survival and Completion Rates in SY 2016-2017 mean that among all Grade 1 entrants six years ago, 94.83% of them reached Grade 6 and all of the 94.83% also completed Grade 6.

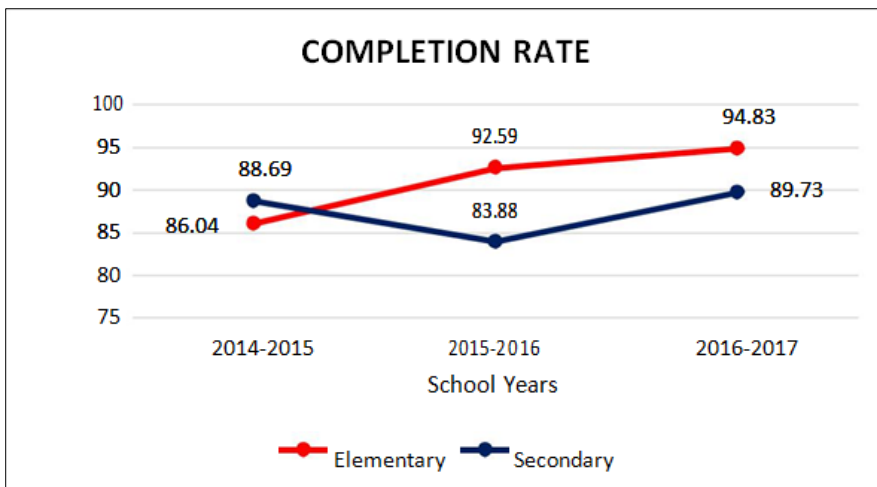


Figure 15. Completion Rate for the SYs 2014-2015, 2015-2016 and 2016-2017 of Public and Private Schools

In SY 2016-2017, the CSR and CR of the secondary level mean that among all Grade 7 entrants four years ago, 89.73% of them reached Grade 10 and all of the 89.73% also completed Grade 10.

C. Social Welfare

The Bahay Pag-asa Youth Home located at Gracia Village was established year 2015 with the funding assistance of Sen. Francis Pangilinan and the city government of Urdaneta. Its objective is to provide protective and rehabilitation custody to children in conflict with the law whose case is pending or on court progress. Its operation started January 2016 and its maintenance and operation is solely funded by the city government.



The Crisis center for women and children is a halfway home to women and children in need of special protection. Clients are provided psychosocial intervention while Social Workers are conducting case management for their immediate recovery from distress.

The Stimulation and Therapeutic Activity Center (STAC) provides treatment and rehabilitation to children with disabilities aged 14 years old and below and enable them to merge in formal education. CWD's are undergoing therapeutic treatments and rehabilitation with the assistance of the Physical Therapist, Occupational Therapist, Nurses, ECCD coordinator and child specialists. Parents are also trained on home management to continuously provide rehabilitation treatments for their children.

The Urdaneta City evacuation center is a facility established to provide temporary shelter to families/individuals affected by manmade or natural disaster. While at the center, affected families /individuals are provided relief assistance (food, clothings, and medicines) and attain a comfort situation during the occurrence of disaster/calamities.

The Pantawid Pamilyang Pilipino Program City Operations Center is within the office of the City Social Welfare and Development Office. It has five (5) city links officers and two (2) Social welfare assistants and one (1) LGU link to assist in the implementation of the 4Ps program of the DSWD.



Table 26. Number of Clientele served for the past three years.

Type of Clientele	Previous Year		
	2015	2016	2017
Women in especially difficult circumstances	8	12	6
Children in need of special protection	71	66	535
3-4 yrs old children in need of ECCD services	2,257	2,387	2,277
Persons with Disabilities	1,219	684	1,340
Senior Citizens	6,913	8,653	10,802
Solo Parents	717	48	0
Distressed individuals	24,545	2,648	907
Pantawid Pamilyang Pilipino Program	3,985	3,981 (4 HH transferred residence)	3,981
TOTAL	39,715	18,479	19,848

Source: CSWD Office, Urdaneta City

The City Social Welfare and Development Office is implementing devolved social welfare and development services of the DSWD such as the Family and Community Welfare, Child and Youth Welfare, Women Welfare, Senior Citizens Welfare, Persons with disabilities welfare and disaster management programs funded by the City Government and technical assistance from the DSWD and other national government agencies. It is mandated to provide care, protection and rehabilitation of families, individuals and communities who are at risk, vulnerable and in need various interventions to cope with their stressful conditions.

Based on the tracking of CSWD report for three years, the sector of Youth, Women and Distressed Individuals have the lowest number of clients and while family and senior citizen sector have the highest number of served client due to the reason of various and ready services extended. It also connotes that Youth sector has the least number of served clients because this is the moving sector in the community, they do not remain in the community due to employment opportunities and lack of interest to join in community activities.

Based on the 2015 projected population of 1-4 years old children is 11,971, there is a need for the CSWD to conduct mapping of ECCD providers to ensure the number of children undergoing ECCD services for reporting purposes, further for the city governments preparation in recognizing ECCD providers implementation which is crucial for them to prepare this children to formal education. Although we have 53 Day Care centers in the 34 barangays, there is still a need for the establishment of Day Care centers to cater all the 3-4 years old children. In terms of cases of women and child in need of special protection, there is a need for the proper reporting and assistance from the barangay level, hence the functionality of a Barangay VAWC desk officer is needed to properly assist these clients and to eliminate under or duplicated reporting between barangay, CSWD and PNP-WCPD.

D. Public Safety and Protective Services

The actual protective services strength of cities/municipalities shall depend on the state of peace and order, population density and actual demands of the service in the particular area. The urban areas shall have a higher minimum-police-to-population ratio as prescribed by regulations.

Urdaneta as component city was classified as Class “A” city with a population of 132,940. With the current Police to population ratio of 1:1,665, Urdaneta City Police Station relatively meet its basic mandates due to support endowed by the Local Government Unit (LGU) of Urdaneta in terms of the station’s “Shoot”-“Move” & “Communication” capability. This was compounded by personnel complement of working into two (2) shifts daily.

The present Bureau of Fire Protection reference to determine the ideal number of fireman in every city or municipality is as follows:

- a. Fireman to Population ratio is 1:2000
- b. Fire Truck to Population ratio is 1:28,000
- c. Fire Truck to Fireman Ratio is 1:14

The average manning level of the BJMP nationwide shall be approximated as follows:

- a. Ideal Jail Guard-to-inmate = 1 jail guard

5 jail inmates
- b. Minimum Standard of jail = 1 jail guard

7 jail inmates

Table 27. Protective Services by Facilities and Equipment

Type of Services	Barangay	Area (m ²)	Physical Condition of Facility	No. of Personnel	Personnel to Population Ratio	Vehicles	
						No	Types
Police							
Headquarters	Poblacion	216 m ²	Fair	58	1 : 1,661	2 6	Van M/cycles
Sub Station and or Police Community Precinct (PCPs)	Anonas	32 m ²	Fair	04		1	Pick-up
	Poblacion	32 m ²	Fair	04		1	Pick-up
	Caboluan	34 m ²	Fair	04		1	Pick-up
	Cabaruan	30 m ²	Fair	04		1	Pick-up
	Pinmaludpod	42 m ²	Fair	04		1	Pick-up
Outpost	San Vicente		Fair	02			
Fire Protection							
Headquarters	Poblacion	500 m ²	Fair	27	1 : 6,414	5 2	F-truck Ambulance
Jail Management							
District Jail	Anonas	2,158 m ²	Fair	38	1 : 27	1	P-Van

Source: PNP, Urdaneta City

Table 28. Barangay Security Force and Volunteers

Type of Services	Number of Security Force/Volunteer	Facilities / Equipment	Condition of Facilities/ Equipment
Traffic	54 POSO personnel	15 Radio Transceiver 7 Motorcycle 2 Multicab	All operational
Peace and Order Disaster	476 BPATs 28	Basic Equipment 1 Rescue track	All operational
Auxiliary Services	23 Auxiliaries	3 Medical ambulance 2 Emergency lights Complete medical kit	All operational

Source: Urdaneta City Police Station



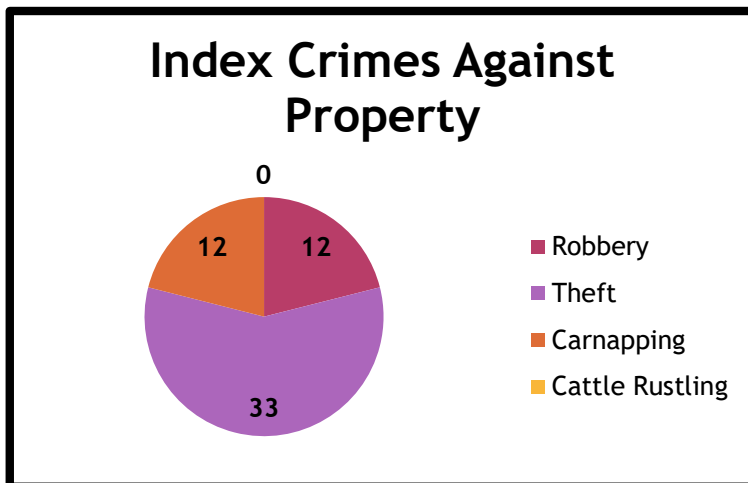
Table 29. Existing Sports and Recreational Facilities by Barangay, Year 2017

Barangay	Type of Facility	Ownership	Physical Condition of Facility	Used as Evacuation Center (Y/N)
All 34 Barangays	Basketball Court/Sports	Public	Fair	Yes
Poblacion	UC Cultural/Sports & Recreation	Public	Fair	Yes
Poblacion	Mayor's park/Recreation	Public	Fair	No
Nancayasan	Tennis Court/Sports	Public	Fair	No
San Vicente	UCNHS OVAL/Sports & Recreation	Public	Fair	No
San Vicente	UCU Gym	Public	Fair	Yes
San Vicente	St. Francis Court/Sports	Private	Fair	No
Nancayasan	Nice Place/Sports	Private	Fair	No
San Vicente	PUNP Gym/Sports	Private	Fair	No
Bayaoas	DWCU/Recreation	Private	Fair	No

The station’s operational capability in addressing the blooming traffic problems along the major thoroughfares of the city was complemented by fifty-four (54) Public Order and Safety Officer (POSO) equipped with two (2) multi-cabs, fifteen (15) radio transceivers and seven (7) motorcycles. This protective service is responsible in manning the two (2) crucial intersections that traverse the Manila North Road (MNR). It operates directly under the operational and control of the Chief Local Executive and at times under supervision of the PNP during crucial and big events affecting the city of Urdaneta.

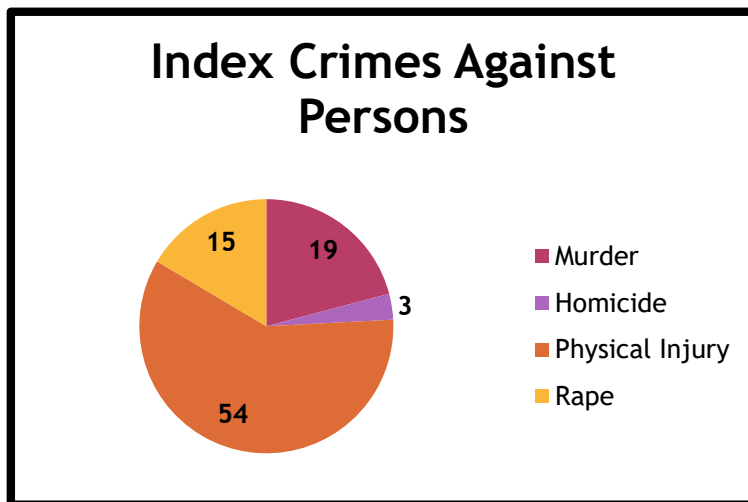
As part of its Disaster preparedness and response, LGU Urdaneta organized and created its owned disaster/rescue team working along with Bureau of Fire Protection (BFP) in responding to critical life response. At present there were twenty-eight (28) members coming from various barangays of the city to compose the operating arms of the City Disaster Risk Reduction Management Council (CDRRMC).

In addition there were twenty-three (23) auxiliary members as part of the Emergency Medical Service (EMS) response team equipped with three serviceable medical ambulances, two flood lights and complete set of medical kit.



The peace and order in the city for the past CY 2017 is relatively peaceful with a total crime volume of **746** indictable offenses. These were broken into 148 Index Crimes and 598 Non-Index Crimes.

Most of the crime incidences against property reported were cases of theft. While, most of the crimes inflicted against persons are physical injury.



E. Sports and Recreation

The foremost sports and recreational facility in the City is the Urdaneta Cultural and Sports Centre in Brgy. Poblacion. It houses a state-of-the-art indoor basketball court, City Library, City Museum, and Balikbayan Hall.

The Urdaneta City Balikbayan Park in Gracia Village, Brgy. Nancayasan has basketball and tennis courts, playground, open-air auditorium and the Our Lady of Grace Chapel. The Park was developed with help from locals residing abroad. The Sison Park beside the old City Hall is also a significant amenity feature in Urdaneta.



F. Housing

In 2000, a housing unit is composed of one household with five persons on the average. The present housing units are about 22,106, with a total of 22,908 households and 111,351 household population. In 2010, there is an increase in the number of housing units with about 25.10% from 2000 data. For the year 2017, the ratio of household to occupied housing units is 0.24. Thus on the average, a housing unit is composed of one household with four persons.

This graph shows the housing situation in Urdaneta City for the past three censal years.

Table 30. Housing Situation in the Past Three Censal Years

	Censal Year 1 (Y2000)	Censal Year 2 (Y2010)		Censal Year 3 (Y2015)		Latest Censal Year (Y2017)	
	No.	No.	% Increase/ Decrease	No.	% Increase/ Decrease	No.	% Increase/ Decrease
Households (HH)	22,908	28,381	23.89	31,461	10.85	32,693	3.92
Household Population	11,1351	124,962	12.22	132,212	5.80	135,112	2.19
Housing Units (HU)	22,106	27,655	25.10	30,780	11.30	32,030	4.06
Occupied HU	22,106	27,655	25.10	30,780	11.30	32,030	4.06
Vacant HU							
Ratio of HH to Occupied HU	1.04	1.00		0.23		0.24	
Ratio of HH Population to Occupied HU	5.04	4.50		4.30		4.22	

Source: NSO/PSA

There is no available data for vacant housing units but there are 28 recorded subdivisions and socialized housing units to be occupied.

There are 28 subdivisions with more than 126.95 hectares that are recorded in the City of Urdaneta. Most of these subdivisions are under PD 957 type and socialized housing which are located in barangay Nancayasan, Pinmaludpod, Dilan Paurido, Camantiles, Labit West, Catablan, Bayaoas, Sto. Domingo, Anonas, Mabanogbog and San Vicente. The subdivision with the largest area is AGL, about 17.90 hectares located in Nancayasan.




Table 31. Inventory of Residential Subdivisions.

Name of Subdivision/ Condominium	Type	Barangay	Area (ha)
Del Prado Village	PD 975	Dilan-Paurido	4.00
Taaca Village	PD 975	Dilan-Paurido	
Gracia Village	PD 975	Nancayasan	
Dona Pepang Subdivision	PD 975	San Vicente	
Dona Loleng Subdivision	PD 975	Nancayasan	
Glenville Subdivision I	PD 975	San Vicente	6.60
Glenville Subdivision II	PD 975	San Vicente	3.50
Las Villas Urdaneta	Socialised Housing	Catablan	2.90
Teachers Ville Subdivision	BP 220	Mabanogbog	2.43
Dona Olympia Townhomes	BP 220	Sto. Domingo	2.20
Urdaneta Village Townhomes	PD 957	Nancayasan	0.60
Vista Verde Royale	PD 957	Nancayasan	5.40
City Homes Urdaneta	Socialised Housing	Dilan-Paurido	0.73
Vista Urdaneta	PD 957	Nancayasan	0.80
AGL Subdivision	PD 957/ BP 220	Nancayasan	17.90
PSU Executive Village	PD 957	San Vicente	2.10
Woodside Garden Village	PD 957	Pinmaludpod	14.19
Greenville North Subdivision	PD 957/ BP 220	Anonas	15.11
St. Sophia Subdivision	PD 957	Pinmaludpod	4.22
Manors Subdivision	PD 957	Dilan-Paurido	0.52
Northwood Townhouse	PD 957	Nancayasan	0.33
Residencia	PD 957	San Vicente	0.55
Amaia Land Corp.	PD 957	Catablan	14.82
Woodside Garden Village Phase 2c	PD 957	Labit West	7.40
RDSBI Homes	PD 957	Nancamaliran West	0.99
National Housing Authority	Socialised Housing	Bactad East	7.13
Astral Subdivision	PD 975	San Vicente	0.71
Divine Homes	PD 975	Bayaoas	0.12

Source: City Planning and Development Center

CHAPTER V

The Economic Sector

A. Agriculture

Urdaneta City, though considered as trade centre or wholesale market of agricultural commodities, is claimed to have an economy most dependent on agriculture. Agricultural activities play an important role in economic sustainability and development of the city.

Agricultural Production

Of the total land area of 12,098 hectares, approximately 5,000 hectares of both irrigated and rainfed lands are devoted to rice farming. Rice remained as the major temporary crop of farmers, who usually practice modern farming. For the irrigated areas, rice are planted twice or thrice a year.

Over the years, there is a reduction in food production area. This is brought about by population increase, continuous modernization, proliferation of business establishments, and land conversion to housing subdivisions.



Table 32. Comparative Agricultural Crop Areas and Production: 2016-2017

MAJOR CROPS	AREA HECTARE			VOLUME OF PRODUCTION MMT		
	2016	2017	% INCREASE/ DECREASE	2016	2017	% INCREASE/ DECREASE
Rice	5,056	4,624	(8.5)	600	462	(38)
Corn	224.5	218	(2.9)	140.51	157.88	0.8
Ampalaya	50.5	51	0	101.00	101.00	0
Tomato	52.2	75	43.7	104.40	135.00	29.31
Eggplant	69.9	69.9	0	133.70	125.82	(5.9)
Sitao	36.25	36.5	0	65.20	65.20	0
Mango	775	775	0	109	109	0
TOTAL	6,264	5,953		1,253	1,156	

Source: City Agriculture Office

In 2016, an irrigated rice area is recorded at 5,056 hectares (ha). It has decreased by 8.5% in 2017 at 4,728 ha. This was attributed to land conversion to give way to the construction of the Tarlac Pangasinan La Union Expressway (TPLEX), residential houses, subdivisions, and business establishments. It can also be noted that there was a significant decrease in the volume of production.

This loss in rice production, (decrease of 38%) in 2017 was brought by the occurrence of two strong typhoons "Karen" and "Lawin" during the harvest period. Most farmers incurred losses from 70% - 80% during the main cropping season.

For corn production, though there is a decrease of (2.9%) in the production area, the yield has gone a little higher by 0.8%. This is attributed to the favorable weather condition and improved farming techniques.



Livestock and Poultry

Livestock and Poultry Production cater the local consumers. Table 42 shows the livestock and poultry production per barangay. Cabuloan, San Jose and Tipuso are the only barangays that produces poultry for commercial use. Livestock productions are generally backyard production.

Table 33. Livestock and Poultry Production per Barangay

Barangay	LIVESTOCK					POULTRY		Production Classification
	Carabao	Cattle	Hog	Goat	Production Classification	Poultry (Native/ Broiler)	Product Market	
Anonas	18	30	70	40	Backyard	1,080	Local	Backyard
Bactad East	5	25	60	80	Backyard	650	Local	Backyard
Bayaoas	5	15	85	77	Backyard	750	Local	Backyard
Bolaoen	4	20	95	54	Backyard	660	Local	Backyard
Cabaruan	2	108	1080	370	Backyard	192900	Local	Backyard
Cabuloan	7	20	270	85	Backyard	72900	Local	B/Commercial
Camanang	4	18	95	68	Backyard	895	Local	Backyard
Camantiles	4	170	268	55	Backyard	2300	Local	Backyard
Casantaan	3	32	90	50	Backyard	880	Local	Backyard
Catablan	4	30	115	68	Backyard	1180	Local	Backyard
Cayambanan	70	67	90	70	Backyard	1640	Local	Backyard
Consolacion	18	35	97	75	Backyard	1421	Local	Backyard
Dilan Paurido	3	15	50	62	Backyard	1111	Local	Backyard
Labit Proper	8	33	140	72	Backyard	1210	Local	Backyard
Labit West	1	23	80	65	Backyard	900	Local	Backyard
Mabanogbog	1	7	40	47	Backyard	780	Local	Backyard
Macalong	9	35	2910	50	Backyard	1509	Local	Backyard
Nancalobasaan	15	40	95	45	Backyard	1160	Local	Backyard
Nancamaliran East	3	12	80	48	Backyard	1315	Local	Backyard
Nancamalira West	2	10	55	49	Backyard	994	Local	Backyard
Nancayasan	8	30	140	87	Backyard	950	Local	Backyard
Oltama	2	40	41	325	Backyard	1123	Local	Backyard
Palina East	5	38	90	72	Backyard	1640	Local	Backyard
Palina West	5	61	69	54	Backyard	1240	Local	Backyard
Pedro T. Orata	6	21	73	61	Backyard	1121	Local	Backyard
Pinmaludpod	5	34	84	53	Backyard	1307	Local	Backyard
Poblacion	-	-	-	-	-	1001	Local	Backyard
San Jose	7	80	1050	0	Backyard	1610	Local	B/Commercial
San Vicente	3	5	95	250	Backyard	1360	Local	Backyard
Sta. Lucia	6	32	65	59	Backyard	1400	Local	Backyard
Sto. Domingo	5	20	68	43	Backyard	1040	Local	Backyard
Sugcong	4	51	55	52	Backyard	1430	Local	Backyard
Tipuso	6	25	108	75	Backyard	176080	Local	B/Commercial
Tulong	29	29	75	86	Backyard	1214	Local	Backyard

Source: City Agriculture Office

Fisheries

Existing fishing grounds (Table 34) yielded 141.5 metric tons of fish catch which was valued at PHP9,197,500. *Tilapia nilotica* is the popularly cultured species. Carps are also raised on a smaller scale. These fishes were mainly used for home consumption. In case there should be surplus, these are marketed within or in nearby barangays. The most critical hazard to this agricultural activity is flooding knowing that Urdaneta City is a catch basin.

Table 34. Fishing Grounds and Production

Fishing Grounds	Barangay	Production		Product Market
		Volume (mt)	Value (Php)	
Inland	citywide	141.5	9,197,500	Local

Source: City Agriculture Office

Irrigation Facilities

All of the barangays of the city except Poblacion, are supplied by irrigation system. Aside from the irrigation system, Small Water Impounding (SWIP) and water pump are used as water sources in crop production.

Irrigation is an indispensable means to produce crops. In 2010, the Communal Irrigation System under the city's management was transferred to the national irrigation system where a total of 25 barangays were benefitted from the project upon its completion in 2014. There are 3,439 hectares of lands supplied by this irrigation system. Also a common system of irrigation is the individual system which supplied water to more or less 2,100 hectares. This is through the use of water pump to draw water from wells. There is also an existing small water impounding project in Oltama which can supply at most 30 hectares of farm with irrigation water during dry season planting.

Table 35. Water Irrigation Systems

Irrigation system	Year Constructed	Type of Ownership	Type of Irrigation	Area Served (ha)
National Irrigation				
Anonas	2014	Public	Open canal	145
Bactad East	2014	Public	Open canal	212
Bayaoas	2014	Public	Open canal	108
Bolaoen	2014	Public	Open canal	151
Cabuloan	2014	Public	Open canal	160
Camanang	2014	Public	Open canal	100
Camantiles	2014	Public	Open canal	95
Casantaan	2014	Public	Open canal	130
Catablan	2007	Public	Open canal	35
Cayambanan	2014	Public	Open canal	284
Consolacion	2014	Public	Open canal	100
Dilan-Paurido	2014	Public	Open canal	125
Labit Proper	2014	Public	Open canal	150
Labit West	2014	Public	Open canal	75
Mabanogbog	2014	Public	Open canal	80
Macalong	2014	Public	Open canal	128
Nancalobasaan	2014	Public	Open canal	150
Nancamaliran East	2014	Public	Open canal	100
Nancamaliran West	2014	Public	Open canal	100
Nancayasan	2014	Public	Open canal	150
Palina East	2014	Public	Open canal	100
Palina West	2014	Public	Open canal	85
P.T. Orata	2014	Public	Open canal	90
Pinmaludpod	2014	Public	Open canal	50
San Jose	2014	Public	Open canal	50
San Vicente	2014	Public	Open canal	166
Sta. Lucia	2014	Public	Open canal	60
Sto. Domingo	2014	Public	Open canal	100
Tipuso	2014	Public	Open canal	60
Tulong	2014	Public	Open canal	70
Water Pump				
Rainfed Agri Areas	3ha/unit 700	Private	Shallow wells	2,100
SWIP (Small Water Impounding)				
Oltama	1999	Public	Impounding pit	20

Source: City Agriculture Office

B. Commerce and Trade

Commercial activities are predominantly located at Barangay Poblacion being the central business district. Adjacent barangays of Nancayasan and San Vicente are a growing center for commercial establishments.

Table 32. Inventory of Commercial Areas

Type of Commercial Areas	Location	Area (sq m)
New Public Market	Poblacion	12,438.40
Bagsakan Market	Poblacion	15,736.50
Pangasinan Agri-Pinoy Trading Center (PAPTC)	Poblacion	4,281.71
168 Mall	Poblacion	24,876.80
MAGIC MALL	Poblacion	10,262.00
CB MALL	Nancayasan	-
CSI MALL	Nancayasan	-
SUPER MAGIC	Poblacion	1,327.00
ADDESA	Poblacion	6,400.00

Source: Business Permit & Licensing Office

Commercial establishments in Table 32 cater to all local consumers not only in Urdaneta but to neighboring towns. The New Public Market is divided into two sections; the dry section located at Building A and the Wet Section located at Building B. Dry goods, boutiques, internet shops, parlors and mini-groceries are located at the Dry Section. Fish, dried fish meat section, and several stalls of vegetables, fruits are located at the Wet Section.

Locally harvested or produced products and those that are coming from neighboring towns and provinces are being traded at the Bagsakan Market. It also caters neighboring provinces and regions such as Regions I,II,III, IV, NCR, CAR and some areas in the southern region.

The Pangasinan Agri-Pinoy Trading Center (PAPTC) was built and funded by the Department of Agriculture. The structure was constructed in 2013 and started its operation in Oct. 24, 2014. The PAPTC is a wholesale market where only farm products, various fruits and vegetables, condiments and spices from neighboring towns and provinces are traded.



Table 33. Commercial Establishments 2017		No. of Estab.
1. Furniture and Upholstery Shop/ Appliance Center and Appliance Service Center/ Wood Shop and Craft Shop		30
2. Glass and Aluminum Store		12
3. Bakery/ Bakeshop/ Baking Supply Store		35
4. Dressed Chicken/ Chicken Stall/ Egg and Balut Store		48
5. Restaurant/ Bar/ Disco/ Food Stall/ Food Stand/ Food Kiosk/ Food Center/ Food Producer/ Lechon Manok House/ Canteen/ Carinderia/ Eatery/ Gotohan/ Mami House/ Lugawan/ Panciteria/ Milk Tea/ Tea House/ Coffee Shop		355
6. Fish/ Dried Fish/ Smoked Fish/ Bagoong Retailer/ Dealer/ Wholesaler/ Manufacturer/ Fishport		113
7. Cereals/ Palay/ Grains/ Rice/ Corn/ Rice Mill/ Cono		117
8. Baguio Vegetables/ Fruit and Vegetables/ Fruits/ Vegetables/ Spice Dealer/ Retailer/ Wholesaler		548
9. Meat and Frozen Food Dealer/ Retailer/ Wholesaler		55
10. Grocery/ Mini-mart/ Convenience Store/ Sari-sari store/ Variety Store/ Dealer, Retailer. Wholesaler or Manufacture of Various Products		510
11. Water Refilling Station/ Ice Dealer or Retailer/ Ice Plant		58
12. Enterprises/ General Merchandise/ Trading		229
13. Cattle/ Poultry Farm/ Piggery/ Livestock		9
14. Garden/ Nursery/ Plant Retailer		4
15. Barber Shop/ Beauty Parlor or Salon/ Health Shop/ Herbal Medicine, Soap or Supplements/ Skin Clinic/ Spa Center/ Massage Center/ Cosmetics and Beauty Products/ Gym and Fitness Center		129
16. Boutique/ Dry Goods/ Gift Shop/ RTW/ Apparel Shop/ Gown Shop/ Wedding Gown and Accessories/ Dress Shop and Tailoring/ Ukay-ukay/ Accessories Shop		254
17. Footwear/ Shoe Store/ Slipper		33
18. Apartment/ Apartelle/ Lodge/ Inn/ Hotel/ Boarding House/ Dormitory/ Lessors/ Leasing Services/ Real Estate Developers/ Subdivision/ Socialized Housing/ Resort		439
19. Construction Firm/ Building/ Construction Supply/ Hardware/ Lumber/ Paint Center/ Stone and Marble Center/ Tile Center/ Hollow Block Factory/ Junk Shop/ Metal Steel/ Iron Works		89
20. Bodega/ Store Room/ Store House/ Warehouse		37
21. Emission Testing Center/ Quarrying/ Waste Management		10
22. Amusement Center/ Toy Store/ Children Playhouse/ Balloons and Party Needs		7
23. Computer/ Internet Shop/ Game Shop/ CD, VCD or DVD Sales or Rental		113
24. Art Shop and Tshirt Printing Shop/ Photo and Video Studio		9
25. Copy Center/ Print Shop/ Printing Shop/ Printing Press		35
26. Driving School Center/ Training Center/ Learning or Tutorial Center/ Educational Institution/ Music Center or Studio/ Dance Studio		58
27. Bookstore/ Office and School Supply		28
28. Medical Clinic/ Dental Clinic/ Optical Clinic/ Hospital/ Medical and Dental Laboratory and Supply/ Drug Testing Laboratory/ Drugstore/ Pharmacy		119
29. Veterinary Clinic/ Pet Shop		6
30. Agricultural Products, Supply or Equipment/ Farm Implements/ Poultry Supply/ Pest Control		42
31. Bank/ Financial Institution/ Lending Company/ Micro Finance/ Pawnshop/ Money Changer/ Remittance Center/ Cooperative/ NGO/ Insurance and Pre-Need Plan Companies		238
32. Broadcasting/ Communication/ Telecommunication/ Cable TV Distribution/ Cellphone and Cellphone Accessories/ Courier/ Delivery Services/ Messengerial Services/ Trucking Services/ Transportation/ Terminal/ Parking Lot/ Tribike		306
33. Gasoline Station/ Gasoline Refilling Station/ LPG Station/ Fire Fighting Supply		45
34. Flower Shop/ Funeral Home/ Funeral Parlor		17
35. Private Cemetery		3
36. Security Agency or Security Services/ Fire and Ammunition Shop or Gun Store		3
37. Various Services		206
38. Electricity		8
39. Recruitment Agency/ Employment Agency/ Travel Agency		32
40. Cockpit Arena/ Lotto Outlet/ Jai-Alai		7
41. Others		295

Source: City Agriculture Office

C. Tourism



The City of Urdaneta may not have scenic beaches, fascinating caves, wildlife parks, and other natural attractions, but it has its share of tourist spots.

Through the years, the rolling hills of Cabaruan, Sugcong, and Oltama have become favorite camping grounds for boy, girl, and cub scouts; picnic grounds for domestic tourists; uphill climb ride for bike enthusiasts; and local vacation getaway.

While the World War II Memorial Shrine in Cabaruan is bound to get a major facelift,

proponents of the Oltama Agri-Eco Farm are already laying the groundwork for an eventual tourism destination.

The Tanggal Perez Dam and the Bolaoen and Labit creeks can be developed into recreational fishing grounds as they flourish with dalag, carpa, and tilapia. Likewise, the Macalong River can be developed into an eco-tourism project with bancas and riverwalks.

Tourists also visit Urdaneta during its City Fiesta on the first two weeks of December in honor of its patroness saint, Our Lady of the Immaculate Conception. Colorful parade, singing and dancing, beauty pageants, cultural shows, concerts, and street parties abound during the festivities.

Table 34. Accessibility of Tourism Establishment and Tourist Attraction

Name Of Tourism Establishment	Means Of Transportation	Distance From Nearest Airport (km)	Distance From National Highway (km)	Access Road Pavement/ Condition	Accessibility
Aljen Spring Resort	Land	99 km.	3 km	Cement/Good	1
Goldland Spring Resort	Land	100 km.	3 km	Cement/Good	1
Lisland Rainforest Resort	Land	94 km.	Along the H-Way	Cement/Good	1
Pang. Springland Resort And Hotel	Land	99 km.	1 km.	Cement/Good	1
Urdaneta Garden Resort	Land	97 km.	2 km.	Cement/Good	1
Villa Lina Green Valley Resort	Land	105 km.	10 km.	Cement/Good	1
Fray Andres De Urdaneta Park	Land	99 km.	Along the H-Way	Cement/Good	1
Urdaneta City Landmark	Land	94 km.	Along the H-Way	Cement/Good	1
Don Manuel Sison, Sr. Park	Land	94 km.	Along the H-Way	Cement/Good	1
Museo De Urdaneta	Land	94 km.	Along the H-Way	Cement/Good	1
Convention & Sports Center	Land	94 km.	Along the H-Way	Cement/Good	1
Urdaneta City Livelihood Skills And Training Center	Land	94 km.	Along the H-Way	Cement/Good	1
Urdaneta City Pasalubong Center	Land	94 Km.	Along the H-Way	Cement/Good	1
Urdaneta City Bagsakan Market	Land	94 Km.	.25 km	Cement/Good	1

Urdaneta City Livestock Market	Land	99 Km.	Along the H-Way	Cement/Good	1
Engineered Sanitary Landfill	Land	105 Km	1 km.	Cement/Good	1

Source: City Tourism Office

Table 34 presents that tourism establishments and tourist attractions in the city are accessible all year round through land transportation. Road conditions of the pavements to these tourism facilities are good. Majority of the tourist spots in the city are located along the national highway. Accessibility to the nearest airport is just approximately a hundred kilometer away.

Table 35. Tourism Establishments and Support Facilities

Name of Tourism Establishment	Facilities Present			No. of Employees	Markets Catered		
	af	cf	ef		Local	National	International
Aljen Spring Resort	✓	✓	✓	2	✓	✓	✓
Goldland Spring Resort	✓	✓	✓	21	✓	✓	✓
Lisland Rainforest Resort	✓	✓	✓	50	✓	✓	✓
Pang. Springland Resort And Hotel	✓	✓	✓	3	✓	✓	✓
Urdaneta Garden Resort	✓	✓	✓	17	✓	✓	✓
Villa Lina Green Valley Resort	✓	✓	✓	6	✓	✓	✓

Source: City Tourism Office

Available support facilities to tourism establishments include accommodation facilities (af), communication facilities (cf), and eating facilities (ef) (Table 35). The tourism establishments in the city cater not only to locals but to all foreign visitors who wants to visit Urdaneta City.

Table 36. Cultural and Tourism Activities/Festivals

Activity	¹ Frequency of Activity	² Duration of Activity
City Fiesta	Yearly	11 days
City Charter Anniversary	Yearly	7 days

Source: City Tourism Office

Urdaneta City Fiesta and the City Charter Anniversary are the tourism activities held annually. The City Fiesta runs from the first two weeks of December in honor of its patroness saint, Our Lady of the Immaculate Conception. Colorful parade, singing and dancing, beauty pageants, cultural shows, concerts, and street parties abound during the festivities.

CHAPTER VI

The Infrastructure Sector

A. Transportation

Road Network

The Manila North Road and the Urdaneta - Dagupan Road are the major arterial roads of Urdaneta City. These two major roads interconnect Urdaneta to the Northern and Southern parts of Luzon. It has also paved to the unprecedented urban growth of the city. A total of 259,531 meters comprised the road network in Urdaneta City (Table 37).

Table 37. Barangay Road Inventory

	ROAD SURFACE TYPE			
	CONCRETE	ASPHALT	GRAVEL	EARTH
	L(MTS)	L(MTS)	L(MTS)	L(MTS)
ANONAS	2,500		1050	600
BACTAD EAST	7,761		630	1380
BOLAOEN	7,016			2791
BAYAOAS	8,670			
CAMANANG	7,184	346	1020	
CABULOAN	7,800		200	
CABARUAN	7,102.50	225	1147	
CAMANTILES	1,990			
CASANTAAN	7,800		4000	
CATABLAN	12,765		1430	635
CAYAMBANAN	6,564.35		282.8	
CONSOLACION	6,758	420	1795	8
DIALN-PAURIDO	10,534		1785	90
LABIT PROPER	8,217		652	405
LABIT WEST	1,670	90	50	250
MACALONG	345.00			
MABANOBOG	4,516.07		52	426.35
NANCAYASAN	15,605.05			
NANCAMALIRAN EAST	11,610	410	20	
NANCAMALIRAN WEST	4,336		1136	
NANCALOBASAAN	7,390			
OLTAMA	6,529	2004	350	
P.T. ORATA	8,750			
PALINA EAST	3,915			
PALINA WEST	8,750		650	600
POBLACION	5,250			
PINMALUDPOD	6,630		2400	800
SAN JOSE	7,698.50		1442.5	83

STO. DOMINGO	5,770		2770	2170
STA. LUCIA	432			
SAN VICENTE	8,066			
SUGCONG	3,550			
TIPOSU	4,828		170	
TULONG	3,723		740	
Sub-TOTAL	222,025	3,495	23,772.30	10,238.35
GRAND Total	259,531			

Source: Office of the City Engineer

Table 38. National Road Inventory

Name of Road	Length	Form Width (m)	C-Way Width (m)	Surface Types (km)	
	(km)			Concrete	Asphalt
Urdaneta Jct.- Dagupan-Lingayen Road	9.48				9.48
Manila North Road	8.73			2.37	6.36
TPLEX	8.0	12.0	6.0		8

Source: Office of the City Engineer

Table 39. Provincial Road Inventory

Name of Road line	STATION	LENGTH (Km)	T Y P E	
			CONCRETE	ASPHALT
1.Caboloan-Nancalobasaan Road	km. 185.500 - 187.200	1.700	1.700	
2.Pinmaludpod- Labit Proper Road	km. 186.000 - 191.400	5.400	5.400	
3. Urdaneta-Comm. High School	km. 183.100 - 183.600	0.500	0.500	
4.Catablan-Labit- Cabaruan Road	km. 190.900 - 195.610	4.710	4.710	
5.Sison Street	km. 182.400 - 183.200	0.800	0.800	
6.Nancayasan-Palina Road	km. 180.600 - 186.100	5.500	5.500	
7.Nancayasan-Carusucan Road	km. 180.800 - 185.100	4.300	4.300	
8.Urdaneta-Cili Jct. Road	km. 182.900 - 188.122	5.222		5.222
9.Urdaneta-Asingan via Calepaan	km. 187.700 - 189.640	1.940		1.940
10.Urdaneta-Asingan-Tayug Road	km. 182.500 - 188.850	6.350	6.350	
11. Urdaneta-Manaoag Road	km. 182.900 - 187.164	4.264	2.664	1.600
12. Mapandan-Urdaneta Road	km. 204.668 - 206.258	1.590	0.590	1.000
TOTAL		42.276	32.514	9.762

Source: Office of the Provincial Engineer

Table 40. Inventory of National Bridges

Name of Bridge	Type of Bridge Structure	Number of Span	Length per Span (in meters)	Total Length (in meters)
Macalong Bridge	Reinforced Concrete	1	24.90	24.90
Mitura Bridge	Reinforced Concrete	3	12.50	37.50
Tabuyoc Bridge	Reinforced Concrete	3	12.00	36.00
Vilamil Bridge	Reinforced Concrete	5	9.00	45.00

Source: Office of the City Engineer, Urdaneta City, 2016

Circulation System

Urdaneta’s internal road network follows a radial pattern interconnecting all barangays to the central business district in Poblacion. The road network provides access to neighbouring municipalities of Manaoag, Mapandan, Laoac, Binalonan, Asingan, Villasis, and Malasiqui.



Modes of Public Transport

Urdaneta can be reached by all modes of land transportation. Inter-municipal bus lines such as Victory Liner, Solid North, 5Star, Philippine Rabbit, Sta. Lucia, City Bus, First North Luzon, Saulog Transit, Florida and Partas plying the Manila-Laoag, Manila-Baguio, Manila-Dagupan routes provides the long-distance transport requirements of the City allowing businessmen to attend to their respective trades with ease 24 hours a day, seven days a week. Jeepneys, tricycles, mini-buses and aircon vans, on the other hand, service shorter inter-city as well as inter-barangay requirements.



B. Power Utilities

The Pangasinan III Electric Cooperative is the main service provider of electricity in Urdaneta. The 34 barangays of the city is serviced by PANELCO III. PANELCO III provides a 24-hour power service to its concessionaires. Though, electric power interruptions are experienced, these are mainly due to low power supply from power plants. These power interruptions are a national issue, not only in Urdaneta City.



C. Water Utilities and Facilities

Water Resources

Most residents of the city utilize upgraded artesian wells to pump groundwater. Sanitary inspectors of respective city health office conduct chlorination in flood prone areas to ensure the safety of the residents. Other major sources of water supply are tributaries of rivers and creeks (Agno, Tulong, Tagamusing, Macalong and Mitura Rivers).

Water Utilities

The Urdaneta City Water District (UCWD) is the main service provider of water to the community. A total of 8,796 households is being serviced by UCWD as of December 2017 in 28 barangays out of the 34 total barangays of Urdaneta. The six barangays un-serviced by the UCWD are Cabaruan, Consolacion, Macalong, Oltama, Sugcong and Tipuso.

There are seven pumping stations that serve as water supply source to the water district (Table 41).

Table 41. UCWD Pumping Stations

Pumping Stations
UCWD Office, Nancayasan
AGL, Nancayasan
Pangasinan Ville, P.T. Orata
DoMAGAS St. Dilan Paurido
Anonas East
Greenville, Anonas
Woodside, Pinmaludpod

Source: UCWD



Water Supply

The current demand for water is supplied by different water sources from artesian wells; level II and level III water supply.

D. Information and Communication Technology (ICT)

Table 42. Communication Service Facilities

Type	Year Constructed	Area Occupied (ha)	Barangay	Ownership	
				Public	Private
Postal Services	1990	0.04	Poblacion	1	
Network(Local Radio)	2009	0.002	Poblacion		1
CELLSITE NETWORK					
Globe	1996	0.0175	San Vicente		1
Digitel	2008	0.0288	San Vicente		1
Smart	2002	0.0147	Anonas		1
Digitel Telecom	2008	0.0288	Anonas		1
Digitel	2003	0.0192	Poblacion		1
Digitel Mobile	2004	0.018335	Poblacion		1
Smart Comm	2007	0.03	Poblacion		1
GSM Cellsite	2004	0.0114	Dilan-Paurido		1
Globe Telecom	2005	0.0256	Dilan-Paurido		1
GSM Cellsite	2004	0.0114	Pinmaludpod		1
Globe Telecom	2005	0.0256	Pinmaludpod		1
Globe Telecom	2005	0.025	Labit Proper		1
Digitel Mobile	2009	0.0225	Labit Proper		1
Globe Telecom	2003	0.0575	Nancayasan		1
Smart Comm	2005	0.03	Nancayasan		1
Digitel Phils	2008	0.0288	Nancayasan		1
Digitel Mobile	2009	0.0256	Nancayasan		1
Globe Telecom	2005	0.0256	Nancayasan		1
Globe Telecom	2005	0.0256	Palina East		1
Globe Telecom	2005	0.0256	Palina East		1
Globe Telecom	2005	0.0256	San Jose		1
Globe Telecom	2005	0.0256	Nancamaliran East		1
Globe Telecom	2005	0.0256	Camanang		1
Globe Telecom	2006	0.0256	Cayambanan		1
Digitel Phils	2008	0.0288	Cayambanan		1
Digitel Mobile	2008	0.0225	Camantiles		1
Globe Telecom	2014	0.0114	Camantiles		1
Globe Telecom	2014	0.0114	Cabaruan		1
Smart Comm	2010	0.03	Cabaruan		1
Digitel Phils	2008	0.0225	Nancamaliran West		1
Globe Telecom	2008	0.04	Labit Proper		1
Digitel Mobile	2009	0.0225	Labit Proper		1
Smart Comm	2011	0.0115	Cabuloan		1
Globe Telecom	2016	0.0225	Nancalobasaan		1

The Philippine Postal Corp. provides postal services, receipt and delivery of incoming mails, dispatch of outgoing mails, sales and issuance of postal money orders, sales of stamps and issuance of postal identification cards. It offers both domestic and international mails and parcel deliveries.

PUBLICATION



The city has tri-media services consisting of three local radio stations (DZAI FM and Yes FM), two cable networks (First Ilocandia TV and USA TV), local weekly publications (Ilocano Observer, Regional Examiner and Pangasinan Express) and print media.

Table 43. Print Media

Type of Print Media	Location	Area Coverage	Circulation
			Frequency
Northern Express	Del Prado Compound, Poblacion		Weekly
Pangasinan Express	Del Prado Compound, Poblacion		Weekly
Ilocano Observer			Weekly

Source: LGU

CHAPTER VII

Environment Sector

A. Climate Change Adaptation (CCA) - Disaster Risk Reduction (DRR)

The Philippines ranked no.1 in the Top 10 Countries by number of reported events in 2011 according to the USAID Office for Foreign Disaster Assistance. During that year, the country was hit by numerous hazards. The most notable of which was the devastating tropical storm Washi (Sendong), highlighting our continuing vulnerability to disasters given our location in the Pacific. We are also No.2 in terms of Disaster Mortality in 2011, second only to Japan which lost more citizens due to March 22, 2011 Earthquake and Tsunami that claimed almost twenty thousand lives. However, our mortality rate ranked us fifth (5th) in terms of population at 2:1 deaths per 100,000 populations. Furthermore, according to the World Risk Report of 2012, the Philippines ranks third (3rd) out of 175 countries based on our exposure, vulnerability, susceptibility to hazards.

Contemporary efforts in Disaster Risk Reduction Management evolved from Presidential Degree 1566 of June 1978 which aimed to strengthen the Philippines Disaster Control Capability and established the National Program on Community Disaster Preparedness. Over the years, the basic provisions of PD 1566 proved insufficient, thus leading to the passage of Republic Act 10121 in May 2010.

Republic Act 10121 is focused on strengthening the Philippine Disaster Risk Reduction and Management System and provides for adoption of a National Disaster Risk Reduction Management Framework and Plan, as well as providing funds thereof. RA 10121 signaled the paradigm shift from reactive disaster management to a more holistic, comprehensive, integrated, proactive and multi-sectoral approach on disaster.

As defined in RA 10121, disaster is a serious disruption of the functioning of a community or a society involving widespread human, material, economic or environmental losses and impacts, which exceeds the ability of the affected community or society to cope using its own resources. Disasters are often described as a result of the combination of: the exposure to a hazard, the conditions of vulnerability that are present, and insufficient capacity or measure to reduce or cope with the potential negative consequences. Disaster impacts may include loss of life, injury, disease and other negative effects on human, physical, mental and social well-being, together with damage to property, destruction of assets, loss of services, social and economic disruption and environmental degradation.

Thus, the Disaster Risk Reduction and Management provides the systematic process of using administrative directives, organizations, and operational skills and capacities to implement strategies, policies and improved coping capacities in order to lessen the adverse impacts of hazards and the possibility of disaster. Prospective disaster risk reduction and management refers to risk reduction and management activities that address and seek to avoid the development of new or increase disaster risks, especially if risk reduction policies are not put in place. Its integral approach to social and human development generally adopts a more productive stone.

Likewise, it provided an expanded membership to the previous national disaster coordinating council from 44 members, still headed by the Secretary of National Defense but with 4 Vice- Chairpersons namely: the Secretary of Department of Science and Technology


(DOST) for Prevention and Mitigation, the Secretary of Department of Interior and Local Government (DILG) for Preparedness, the Secretary of Department of Social Welfare and Development (DSWD) for Response and the Director of General of NEDA for Rehabilitation and Recovery, and in compliance to RA 10121, the council adopted in June 2011, the National Disaster Risk Reduction Management Framework with vision of attaining “Safer, Adaptive and Disaster- Resilient Filipino Communities Towards Sustainable Development”.

The Framework shows that mitigating the impacts of risk, preventing hazard and being prepared for disasters will substantially reduce loss of life and damages to social, economic and environmental sectors.

These positive changes will be complemented by Mainstreaming Disaster risk Reduction (DRR) and Climate Change Adaptation (CCA) measures into our national and local development plans as a major step in refocusing our efforts towards achieving our goals.

RA 10121 provides more holistic and comprehensive solution under a national disaster risk reduction plan. These plans will contain identification of hazards, vulnerabilities and risk to be managed at the national level. The structure of the national council is replicated in all regions, provinces, cities, and municipalities and to the barangays or villages chaired by the Local Chief Executive.

RA 10121 mandated every LGU to establish a Local Disaster Risk Reduction and Management Council (LDRRMC) in every province, city and municipality and a Barangay Disaster Risk Reduction Management Committee (BDRRMC) in every barangay which shall be responsible for setting the direction, development, implementation and coordination of disaster risk management programs within their territorial jurisdiction.

**SIREN ALARM SYSTEM****RAIN GAUGE**

B. Burial Grounds

Existing Facilities

Urdaneta City has nine cemeteries and memorial parks whereas three of them are public cemeteries with a total land area of 7.5 hectares. Overall, the area of these nine burial grounds is 31.9943 hectares. It is accessible to the locals of Urdaneta City and even to the adjacent or nearby localities like Sta. Barbara, Calasiao, and others.

The known public cemeteries in Urdaneta City which are the Urdaneta City Cemetery and Roman Catholic Cemetery are located in Poblacion. These cemeteries are government-operated including the Urdaneta Memorial Park.



Table 44. List of Burial Grounds, Urdaneta City.

Name of Cemetery/ Memorial Park	Brgy.	Ownership	Area (ha)	Capacity (No. of Plots)
Roman Catholic Cemetery	Poblacion	Public	3 has.	
Municipal Cemetery	Poblacion	Public	4 has.	
Urdaneta Memorial Park	Poblacion	Private	6 has.	
Aglipayan Cemetery	Nancamaliran West	Private	2 has.	
Roman Catholic Cemetery	San Jose	Public	0.5 has.	
St. Joseph Memorial Park	San Jose	Private	3.6532 has.	2,426 lots / 820 plots
Mt. Moriah Memorial Park / Himlayan	San Jose	Private	0.9399 has.	1,375 plot
				66 units mausoleum
Solemn Place	Bactad East	Private	2.9402 has.	8,334 lots
Forest Lake	Pinmaludpod	Private	8.961 has.	6,736 lots/ 186 plots
Total			31.9943	

Source: CPDO

C. Solid Waste and Water Waste Management**Solid Waste Management**

Urdaneta City, being an urbanizing locality, is being confronted by enormous problems on solid waste and wastewater. The city-wide collection of solid wastes and the 24-7 operation of the Bagsakan market generate volumes of garbage that require financial appropriation for its collection, treatment and disposal.

Likewise, the increasing population, booming educational, commercial and industrial sector generate a lot of wastewater draining into canals, eventually contaminating and polluting our creeks and river system and underground water resources.

In 2010, Urdaneta City put up the Engineered Sanitary Landfill. The first of its kind in the province, in compliance to R.A. 9003, otherwise known as “The Ecological Solidwaste Management Act of 2004”, and to address the ever increasing problem on solid waste. The city employs around 200 personnel to take care of the collection of transport, treatment of solid wastes at the disposal facility. Also the LGU put up a Material Recovery Facility (MRF) to treat organic wastes that could be processed into organic fertilizers. At the recycling facility, styro-made products are shredded and processed into useable materials such as cat-walk tiles, pots and other similar products.

Initially, the city government purchased a vacuum truck to address concerns of wastewater in all government-owned buildings and institutions. To treat the sludge materials from the septic tanks, the leachate treatment plant at the sanitary landfill is being utilized. There are existing policies to support the implementation of programs; to wit:

- * Environment Code
- * Anti-littering Ordinance
- * An ordinance prohibiting the use of plastics at the city, wet market, and total ban of styro-made packaging materials throughout the city.
- * Executive Order creating the Bantay Ilog Task Force and Bantay Pangkalikasan

Wastewater Management

Waste Water Generation

Water pollution and people infection are two of the most pressing concerns facing the Philippines today. Because of water pollution, the DENR has reported negative economic implications or losses amounting to 7 billion from the tourism, fishery and agricultural industry.

Table 45. Wastewater Generation by Source and Treatment/Disposal Methods

Source	Volume of wastewater generated (tons/day)	No. / Percentage connected to a central sewerage system	Disposal methods/ treatment facilities	Disposal site
Domestic	3,625 tons/day	N/A	On site treatment plant or (septic tank)	Ground, drainage system, creeks, and rivers
Commercial/ Industrial	598.5 tons/day			
Institutional (Hospital, Govt Bldgs., Schools, etc)	240.9 tons/day		Govt (collect and treat)	Sanitary Landfill

Sources of Pollution/Contamination affecting the Drainage System

Domestic sources such as residential houses, the central business district and industries are the main culprit affecting our drainage systems and eventually our creeks and rivers as they are the receiving body of water.

Failing septic tanks are the main contributors of bacterial contamination. Failing septic tanks are characterized by water-soaked appearance around the pit. Likewise, this condition is also brought about by irregularly dislodging of “poso negro”. The building code requires septic tanks to be dislodged every after 3-5 years. Surface run-offs during the rainy season usually brings heavy pollution load of the river systems, creeks and drainage canals. Also, water intensive industries such as public markets, piggeries, and fish processing and slaughter houses contribute to water pollution. Also, there is a negative impact to the natural ecosystems and health status of the people living near or along the river system.

Waste Water Treatment

One of the most abused water resources are our river systems and creeks. In Urdaneta City, the most significant water body is the Macalong River which traverses the Central Business District and several urban barangays. Around 60% of the population of the city is located along or near the river system. Centralize waste water treatment facility and regular dislodging might provide solution to heavy pollution loading of our water resources.

The city has one unit of dislodging machine (vacuum truck) which only cater to the needs of the LGU buildings/facilities. There is an existing leachate treatment plant of the city’s landfill which the LGU utilized to treat dislodged materials. Prior to discharging, the LGU see to it the treated wastewater is within the National Standard for Class C Waters. To cater to the projected needs of development scenarios, the LGU plans to procure additional units of the machines and construct a centralized treatment facility.

CHAPTER VIII Local Institutional Capability

The primary objective of the local government is to provide the state with effective and efficient government. This is explained in the provisions of the 1991 Local Government Code (LGC). It is not enough to have a competent administrator in order to achieve this but it also requires well-designed organizational structures at all levels of the government bureaucracy. The provision of local autonomy articulated in the LGC is a sincere response of the national leadership to the popular clamour of local government officials for more autonomy in local governance. The Code clearly defines the parameters of the political and corporate powers of the local government units. The body politic is due to a political subdivision of the national government.

A. Local Legislation

Local legislative power is vested to the Sangguniang Panlungsod (SP) for the City of Urdaneta. The City Vice-Mayor is the presiding officer of the Sangguniang Panlungsod. Hence, the SP is led by the City Vice-Mayor Julio F. Parayno III. The City Vice-Mayor performs its legislative power in collaboration of the elected City Councilors to wit:

Jimmy D. Parayno Maria Teresa Socorro P. Naguiat Maura Jennifer G. Garcia Peter Jason I. Agsalud Antonino P. Perez Herodotus F. Sumera	Dominador M. Villanueva III Jesus Ll. Basco Blesildo F. Sumera Florencio B. Aduca Michael Brian M. Perez
---	--

The Sangguniang Panglungsod promotes the development of the local government unit through the passages of ordinances and resolutions. For 2017, the approved SP Resolutions and Ordinances are appended at the Annex pages.

The legislative agenda of the SP is the key indicator for an effective local legislation.

The SP is divided into workgroups or standing committees for them to deliver efficient and timely services to its constituents. The following table presents the SP Committees and their Memberships.

Table 46. SP Committees and Memberships

Law, Rules & Privileges	Public Information and Local Tourism
<i>Chairperson</i> : V-Mayor Julio F. Parayno III <i>Vice-Chairperson</i> : Coun. Maura Jennifer G. Garcia <i>Members</i> : Coun. Jimmy D Parayno Coun. Florencio B. Aduca Coun. Peter Jason I. Agsalud Coun. Dominador M. Villanueva III	<i>Chairperson</i> : Coun. Blesildo F. Sumera <i>Vice-Chairperson</i> : Coun. Ma. Teresa Socorro P. Naguiat <i>Members</i> : Coun. Jesus Ll. Basco Coun. Antonino P. Perez Coun Jimmy D. Parayno Coun. Maura Jennifer G. Garcia
Ways and Means	Education
<i>Chairperson</i> : Coun Jimmy D. Parayno <i>Vice-Chairperson</i> : Coun. Peter Jason I. Agsalud <i>Members</i> : Coun. Herodotus F. Sumera Coun. Antonino P. Perez Coun. Dominador M. Villanueva III Coun. Maura Jennifer G. Garcia	<i>Chairperson</i> : Coun. Ma. Teresa Socorro P. Naguiat <i>Vice-Chairperson</i> : Coun. Peter Jason I. Agsalud <i>Members</i> : Coun. Jesus Ll. Basco Coun. Antonino P. Perez Coun. Michael Brian M. Perez Coun. Maura Jennifer G. Garcia

<p align="center">Transportation and Communications</p> <p><i>Chairperson</i> : Coun Jimmy D. Parayno</p> <p><i>Vice-Chairperson</i>: Coun. Antonino P. Perez</p> <p><i>Members</i> : Coun. Herodotus F. Sumera Coun. Dominador M. Villanueva III Coun. Peter Jason I. Agsalud Coun. Maura Jennifer G. Garcia</p>	<p align="center">Women, Family Relations and Social Services</p> <p><i>Chairperson</i> Coun. Ma. Teresa Socorro P. Naguiat :</p> <p><i>Vice-Chairperson</i>: Coun. Antonino P. Perez</p> <p><i>Members</i> : Coun. Michael Brian M. Perez Coun. Blesildo F. Sumera Coun. Dominador M. Villanueva III Coun. Maura Jennifer G. Garcia</p>
<p align="center">Senior Citizens Affairs</p> <p><i>Chairperson</i> : Coun. Maura Jennifer G. Garcia</p> <p><i>Vice-Chairperson</i>: Coun Jimmy D. Parayno</p> <p><i>Members</i> : Coun. Peter Jason I. Agsalud Coun. Florencio B. Aduca Coun. Blesildo F. Sumera Coun. Dominador M. Villanueva III Coun. Jesus Ll. Basco</p>	<p align="center">Labor and Employment</p> <p><i>Chairperson</i> Coun. Maura Jennifer G. Garcia :</p> <p><i>Vice-Chairperson</i>: Coun. Peter Jason I. Agsalud</p> <p><i>Members</i> : Coun. Jimmy D. Parayno Coun. Florencio B. Aduca Coun. Dominador M. Villanueva III Coun. Ma. Teresa Socorro P. Naguiat Coun. Jesus Ll. Basco</p>
<p align="center">Public Infrastructure & Utilities</p> <p><i>Chairperson</i> : Coun. Florencio B. Aduca</p> <p><i>Vice-Chairperson</i>: Coun. Antonino P. Perez</p> <p><i>Members</i> : Coun. Peter Jason I. Agsalud Coun. Blesildo F. Sumera Coun Jimmy D. Parayno Coun. Maura Jennifer G. Garcia Coun. Dominador M. Villanueva III</p>	<p align="center">Trade and Industries</p> <p><i>Chairperson</i> Coun. Peter Jason I. Agsalud :</p> <p><i>Vice-Chairperson</i>: Coun Jimmy D. Parayno</p> <p><i>Members</i> : Coun. Ma. Teresa Socorro P. Naguiat Coun. Herodotus F. Sumera Coun. Antonino P. Perez Coun. Maura Jennifer G. Garcia Coun. Jesus Ll. Basco</p>
<p align="center">Comprehensive Land Use Housing & Urban Development</p> <p><i>Chairperson</i> : Coun. Antonino P. Perez</p> <p><i>Vice-Chairperson</i>: Coun. Herodotus F. Sumera</p> <p><i>Members</i> : Coun. Florencio B. Aduca Coun. Peter Jason I. Agsalud Coun. Jesus Ll. Basco Coun. Maura Jennifer G. Garcia Coun. Dominador M. Villanueva III</p>	<p align="center">Blue Ribbon</p> <p><i>Chairperson</i> Coun. Antonino P. Perez :</p> <p><i>Vice-Chairperson</i>: Coun. Florencio B. Aduca</p> <p><i>Members</i> : Coun. Herodotus F. Sumera Coun Jimmy D. Parayno Coun. Ma. Teresa Socorro P. Naguiat Coun. Maura Jennifer G. Garcia Coun. Michael Brian M. Perez</p>
<p align="center">Appropriations</p> <p><i>Chairperson</i> : Coun. Michael Brian M. Perez</p> <p><i>Vice-Chairperson</i>: Coun. Peter Jason I. Agsalud</p> <p><i>Members</i> : Coun. Jesus Ll. Basco Coun. Florencio B. Aduca Coun. Antonino P. Perez Coun. Maura Jennifer G. Garcia Coun. Blesildo F. Sumera</p>	<p align="center">Health and Sanitation & Environmental Protection</p> <p><i>Chairperson</i> Coun. Herodotus F. Sumera :</p> <p><i>Vice-Chairperson</i>: Coun Jimmy D. Parayno</p> <p><i>Members</i> : Coun. Antonino P. Perez Coun. Ma. Teresa Socorro P. Naguiat Coun. Peter Jason I. Agsalud Coun. Maura Jennifer G. Garcia Coun. Jesus Ll. Basco</p>
<p align="center">Games and Amusements</p> <p><i>Chairperson</i> Coun. Jesus Ll. Basco</p> <p><i>Vice-Chairperson</i> Coun Jimmy D. Parayno</p> <p><i>Members</i> Coun. Ma. Teresa Socorro P. Naguiat Coun. Antonino P. Perez Coun. Herodotus F. Sumera Coun. Maura Jennifer G. Garcia Coun. Michael Brian M. Perez</p>	<p align="center">Cooperatives</p> <p><i>Chairperson</i> Coun. Herodotus F. Sumera</p> <p><i>Vice-Chairperson</i> Coun. Antonino P. Perez</p> <p><i>Members</i> Coun. Ma. Teresa Socorro P. Naguiat Coun Jimmy D. Parayno Coun. Peter Jason I. Agsalud Coun. Maura Jennifer G. Garcia Coun. Jesus Ll. Basco</p>

Public Order and Safety		Youth and Sports Development	
<i>Chairperson</i>	: Coun. Dominador M. Villanueva III	<i>Chairperson</i>	Coun. Peter Jason I. Agsalud
<i>Vice-Chairperson:</i>	Coun. Herodotus F. Sumera	<i>Vice-Chairperson:</i>	Coun. Jesus Ll. Basco
<i>Members</i>	: Coun Jimmy D. Parayno Coun. Antonino P. Perez Coun. Peter Jason I. Agsalud Coun. Maura Jennifer G. Garcia	<i>Members</i>	: Coun. Antonino P. Perez Coun. Herodotus F. Sumera Coun. Ma. Teresa Socorro P. Naguiat Coun. Maura Jennifer G. Garcia
	Coun. Florencio B. Aduca		Coun. Michael Brian M. Perez
Barangay Affairs		Agriculture	
<i>Chairperson</i>	: Coun. Michael Brian M. Perez	<i>Chairperson</i>	Coun. Blesildo F. Sumera
<i>Vice-Chairperson:</i>		<i>Vice-Chairperson:</i>	Coun. Peter Jason I. Agsalud
<i>Members</i>	:	<i>Members</i>	: Coun. Florencio B. Aduca Coun Jimmy D. Parayno Coun. Ma. Teresa Socorro P. Naguiat Coun. Maura Jennifer G. Garcia Coun. Jesus Ll. Basco

Source: Sangguniang Panlungsod, Urdaneta City

B. Local Special Bodies

- LOCAL DEVELOPMENT COUNCIL**

The Local Development Council (LDC) assist the SP in setting the direction of economic and social development and coordinating development efforts within its territorial jurisdiction.

The LDC is organized through the mandate of the Local Government Code. The LDC of Urdaneta was re-organized last July 4, 2016 by virtue of an Executive Order No. 2016-004. The Urdaneta City Development Council is comprised of the following:

Chairperson	Hon. Amadeo Gregorio E. Perez IV	<i>City Mayor</i>
Members	Hon. Amado T. Espino Jr. Coun. Michael Brian M. Perez Mr. Leo Sy Bishop Jose Jorge A. Bañares Mrs. Lagrimas Jacob-Estrada Mrs. Letecia Evangelista Mrs. Nida Perez Mrs. Eufrocina A. Evangelista Mr. Peter Villanueva Mr. Rogelio I. Padilla Mrs. Carmelita V. Manzano Ms. Marife M. Estrada Mr. Angelito Magno 34 Punong Barangays	<i>Representative, 5th District of Pangasinan</i> <i>Committee on Appropriations Chairperson, SP</i> <i>Urdaneta Chinese Community (NGO)</i> <i>Urdaneta Ministers Fellowship (NGO)</i> <i>Federation of Senior Citizens Association (NGO)</i> <i>Urdaneta Market Vendors Association (NGO)</i> <i>Rural Improvement Club (NGO)</i> <i>Kalipunan ng Liping Pilipina (NGO)</i> <i>Federated PTA of Urdaneta (NGO)</i> <i>Agricultural Group for Economic Progress (NGO)</i> <i>Barangay Health Worker President (NGO)</i> <i>Rotary Club of Urdaneta Mid-City (NGO)</i> <i>Federated 4-H Club (NGO)</i>
Secretariat	Engr. Nestor A. Ibay Engr. Macario A. Segundo Jr.	<i>City Planning and Development Officer</i> <i>City Engineer</i>

The City's strategic plans for 2016-2019 are reflected to its (1) Priority Legislative Measures, (2) Local Development Investment program and (3) Capacity Development Agenda. These plans are an indicator of an effective local legislation and provides as road map in the identification, analysis and formulation of solutions to the LGU's problems and issues.

- LOCAL BIDS AND AWARDS COMMITTEE**

The Bids and Awards Committee is primarily responsible for the conduct of prequalification of contractor, bidding, evaluation of bids, and the recommendation of awards concerning local infrastructure projects.

- **LOCAL SCHOOL BOARD**

The Local School Board is established to:

- Determine, in accordance with the criteria set by the Department of Education, Culture and Sports, the annual supplementary budgetary needs for the operation and maintenance of public schools within the city and the supplementary local cost of meeting such needs, which shall be reflected in the form of an annual school board budget corresponding to its share of the proceeds of the special levy on real property constituting the Special Education Fund and such other sources of revenue as this Code and other laws or ordinances may provide.
- Authorize the city treasurer to disburse funds from the Special Education Fund pursuant to the budget prepared and accordance with existing rules and regulations.
- Serve as an advisory committee to the Sangguniang Panlungsod concerned on educational matters such as, but not limited to the necessity for and the uses of local appropriations for educational purposes.

- **LOCAL HEALTH BOARD**

The functions of the Local Health Board are to:

- Propose to the Sangguniang Panlungsod, in accordance with standards and criteria set by the Department of Health, annual budgetary allocations for the operation and maintenance of health facilities and services within the municipality, city or province, as the case may be.
- Serve as an advisory committee to the Sangguniang Panlungsod on health matters such as, but not limited to, the necessity for and application of, local appropriations for public health purposes.
- Consistent with the technical and administrative standards of the Department of Health, create committees which shall advice local health agencies on matter such as, but not limited to, personnel selection and promotion, bids and awards, grievance and complaints, personnel discipline, budget review, operations review and similar functions.

- **LOCAL PEACE AND ORDER COUNCIL**

The Local Peace and Order Council are created to:

- Formulate plans and recommend such measures to improve or enhance peace and order and public safety in their respective areas.
- Monitor the implementation of peace and order programs and projects at the provincial, city or municipal levels, and the operation of Civilians Volunteer Self-Defense Organizations and such other counter insurgency programs and activities.
- Make periodic assessments of the prevailing peace and order situation in their respective areas and submit a report thereon with recommendations to the chair of the national peace and order council; and,
- Perform all other functions assigned by law to the peace and order council.

C. Human Resources Management

There are two types of offices that every city government is required to implement i.e. the mandatory offices (such as Planning and Development Office, the Office of the Secretary of the Sangguniang Panlungsod, Budget Office, Accounting Office, etc.) and optional offices (such as the Office on Environment and Natural Resource Office, Office on Architectural Planning and Design, etc.). Other posts can be appointed as the exigency of the work requires only after the creation is made by the Office of the Mayor and the accompanying resolution of the Sangguniang Panlungsod (SP). These include the Environment and Natural Resources Officer, Architect, Information Officer, Cooperative Officer, Population Officer and General Services Officer. The table below presents the plantilla of Urdaneta City as of December 31, 2017.

Table 47. Plantilla, Urdaneta City. 2017

ITEM NO.	POSITION TITLE AND NAME OF INCUMBENT	Birthdate	GRADE & STEP INCREMENT	SALARY PER ANNUM/MONTH	STATUS OF APPOINTMENT	LATEST & ORIG. DATE OF APPOINTMENT
OFFICE OF THE CITY MAYOR (1011)						
1	City Mayor AMADEO G.E. PEREZ IV	05/04/62	30-3	1,125,696.00 a. 93,808.00 mo.	Elective	01-Jul-16 29-May-94
2	Executive Assistant IV OMAR JOSEPH A. ESTEVES	09/02/72	22-1	540,912.00 a. 45,076.00 mo.	Co-Term	01-Dec-15 03-Jul-95
3	Executive Assistant III VACANT		20-1	453,360.00 a. 37,780.00 mo.	Co-Term	-
4	Executive Assistant III MI-AMOR L. DIVAD	10/06/73	20-1	453,360.00 a. 37,780.00 mo.	Co-Term	01-Jul-10 01-Jul-01
5	Administrative Aide VI (Clerk III) RIZZA D. GOROSPE	07/15/80	6-1	152,508.00 a. 12,709.00 mo.	Co-Term	01-Jul-16 16-Jan-06
6	Administrative Aide VI (Clerk III) IRYN D. FONTANILLA	03/08/78	6-1	152,508.00 a. 12,709.00 mo.	Co-Term	01-Jul-16 01-Aug-03
7	Administrative Aide IV (Driver II) RUFINO RAY Z. SAN JUAN III	04/15/62	4-1	132,900.00 a. 11,075.00 mo.	Co-Term	01-Jul-16 16-Mar-16
8	Administrative Aide IV (Clerk II) MARLENE S. BRIONES	01/03/76	4-1	132,900.00 a. 11,075.00 mo.	Co-Term	01-Jul-16 01-Jul-99
9	Administrative Aide IV (Clerk II) CATALINO V. BERBON	06/01/76	4-1	132,900.00 a. 11,075.00 mo.	Co-Term	01-Jul-16 06-Jul-01
10	Administrative Aide IV (Clerk II) MELVIN F. MILLON	10/24/79	4-1	132,900.00 a. 11,075.00 mo.	Co-Term	01-Jul-16 16-Jul-01
11	Administrative Aide IV (Clerk II) MANUEL S. ILUMIN	11/14/58	4-1	132,900.00 a. 11,075.00 mo.	Co-Term	01-Jul-16 02-Aug-99
CIVIL SECURITY UNIT						
12	Watchman I EDRALIN M. TAGAVILLA	04/19/66	2-7	128,196.00 a. 10,683.00 mo.	Permanent	19-Feb-97 01-Jul-91
13	Watchman I EFREN A. DE VERA	02/08/61	2-3	123,756.00 a. 10,313.00 mo.	Permanent	22-Aug-11 22-Aug-11
14	Watchman I JOSE ROY A. PARAYNO	01/28/71	2-6	127,080.00 a. 10,590.00 mo.	Permanent	01-Mar-00 16-Jan-98
15	Watchman I MANUEL B. CMBAY	06/16/64	2-7	128,196.00 a. 10,683.00 mo.	Permanent	01-Jul-97 02-May-89
16	Watchman I NILO A. JACINTO	07/12/60	2-1	121,608.00 a. 10,134.00 mo.	Permanent	16-Mar-16 18-Jan-10
17	Watchman I ARMANDO V. ZACATE	02/22/80	2-6	127,080.00 a. 10,590.00 mo.	Permanent	01-Aug-02 01-Aug-02
PERMITS AND LICENSING						
18	Licensing Officer IV ANTONIO A. VELICARIA JR.	07/13/60	22-3	554,328.00 a. 46,194.00 mo.	Permanent	01-Jul-10 02-Feb-88
19	Licensing Officer III LUZ N. LOPEZ	06/21/67	18-6	403,476.00 a. 33,623.00 mo.	Permanent	12-Mar-01 02-May-88
20	License Inspector II VACANT	02/12/1975	8-1	180,324.00 a. 15,027.00 mo.	Permanent	03-Apr-17 16-May-10

ITEM NO.	POSITION TITLE AND NAME OF INCUMBENT	Birthdate	GRADE & STEP INCREMENT	SALARY PER ANNUM/MONTH	STATUS OF APPOINTMENT	LATEST & ORIG. DATE OF APPOINTMENT
PUBLIC INFORMATION AND ASSISTANCE						
21	Administrative Officer II (Information Officer I) VACANT		11-1	217,476.00 a 18,123.00 mo.	Co-Term	
22	Community Affairs Assistant II SANDRA E. NACIS	05/27/68	8-3	180,324.00 a 15,315.00 mo	Permanent	07-Sept-10 17-Feb-92
HUMAN RESOURCE MANAGEMENT						
23	CGDH/HRM CHRISTIAN M. AGBANLOG	12/11/1980	25-1	814,824.00 a 67,902.00 mo	Permanent	01-Mar-17 03-Jan-17
24	Supervising Labor and Employment Officer JOSE S. DEL ROSARIO, JR.	08/27/1969	22-1	601,728.00 a 50,144.00 mo	Permanent	16-Dec-15 17-Mar-97
25	Administrative Assistant II (HRM Assistant) DAN AUGUST D. GALIMA	08/10/76	8-1	175,200.00 a 14,600.00 mo.	Permanent	23-Feb-16 03-Mar-06
26	Administrative Aide IV (HRM Aide) NIDA S. PERALTA	02/16/78	4-1	132,900.00 a. 11,075.00 mo	Temporary	01-Mar-16 04-Apr-08
ECONOMIC ENTERPRISE MANAGEMENT - MARKET						
27	City Gov't. Asst. Dept. Head CESAR. T. ESTOESTA	01/30/55	23-1	664,740.00 a 55,395.00 mo.	Permanent	23-Jan-17 15-Feb-77
28	Market Supervisor IV ANDREW EUSEBIO S. ASUNCION	06/29/71	22-1	601,728.00 a 50,144.00 mo.	Permanent	03-Apr-17 03-Feb-03
29	Project Development Officer III EVELYN T. CANDO	06/18/68	18-1	406,896.00 a 33,908.00 mo	Permanent	09-Feb-16 01-Apr-94
30	Market Supervisor I DONDON T. PABAIRA	08/31/77	10-1	207,692.00 a 17,307.00 mo.	Permanent	25-Jan-16 16-Jan-03
31	Market Supervisor I TREBONIUS Q. SIPIN	02/15/65	10-5	215,412.00 a 17,951.00 mo.	Permanent	16-Dec-03 03-Mar-92
32	Market Supervisor I VIRGINIO B. REYES	09/15/72	10-1	207,692.00 a 17,307.00 mo.	Permanent	02-May-17
33	Slaughterhouse Master II MAURICIO V. MANIBOG, JR.	09/09/56	14-3	294,792.00 a 24,566.00 mo.	Permanent	01-Feb-10 17-Mar-83
34	Meat Inspector I ROMULO B. ABULENCIA	09/29/59	6-8	167,928.00 a 13,994.00 mo.	Permanent	16-Mar-93 16-Mar-92
35	Meat Inspector I ESTELA A. SERAFICA	11/23/72	6-3	160,692.00 a 13,391.00 mo.	Permanent	01-Feb-10 12-Jul-04
36	Meat Inspector I FELIX T. AGUSTIN	11/20/57	6-8	167,928.00 a 13,994.00 mo.	Permanent	01-Jul-89 14-Apr-80
37	Administrative Aide I (Utility Worker I) TITO O. CUISON	08/22/70	1-6	113,424.00 a 9,452.00 mo.	Permanent	01-Mar-00 07-Jul-98
38	Administrative Aide I (Utility Worker I) SEGUNDO J. MAMASIG	03/29/60	1-8	115,500.00 a 9,625.00 mo.	Permanent	02-Mar-83 02-Mar-8
39	Administrative Aide I (Utility Worker I) AUGUSTUS CEASAR T. BOADO	01/09/67	1-7	114,408.00 a 9,534.00 mo.	Permanent	17-Mar-97 06-Sep-95
40	Administrative Aide I (Utility Worker I) DAISY M. CONSOLACION	11/16/58	1-6	113,424.00 a 9,452.00 mo.	Permanent	24-Sep-01 01-Feb-88
41	Administrative Aide I (Utility Worker I) MARILYN S. SAGUIPED	06/06/61	1-8	115,500.00 a 9,625.00 mo.	Permanent	16-Jul-86 01-Dec-81
42	Administrative Aide I (Utility Worker I) EDWIN C. ELLAZAR	10/27/74	1-1	113,784.00 a 9,482.00 mo.	Permanent	01-Mar-16 02-Feb-09
43	Administrative Aide I (Utility Worker I) CORAZON B. VIERNES	09/19/70	1-1	113,784.00 a 9,482.00 mo.	Permanent	16-Jan-17

ITEM NO.	POSITION TITLE AND NAME OF INCUMBENT	Birthdate	GRADE & STEP INCREMENT	SALARY PER ANNUM/MONTH	STATUS OF APPOINTMENT	LATEST & ORIG. DATE OF APPOINTMENT
GENERAL SERVICES						
44	Public Services Officer III MA. MARJORIE E. DELA CRUZ	11/03/63	18-1	381,348.00 a 31,779.00 mo.	Permanent	16-Feb-16 28-Nov-11
45	Administrative Officer III (Supply Officer II) SAMUEL E. PEDRO	05/31/87	14-1	275,208.00 a. 22,934.00 mo.	Permanent	23-Feb-16 03-Mar-11
46	Administrative Officer III (Supply Officer I) CHERRY MAE C. SORIANO	03/30/72	10-1	202,128.00 a 16,844.00 mo.	Permanent	21-Mar-16 01-Oct-14
47	Cemetery Caretaker GARIZALDY M. SANCHEZ	06/19/74	2-4	119,124.00 a 9,927.00 mo.	Permanent	01-Jun-05 16-Jul-02
48	Cemetery Caretaker VACANT		2-1	122,520.00 a 10,210.00.00 mo.	Permanent	25-Jun-97 01-Jan-93
49	Administrative Aide IV (Driver II) SEGUNDO B. LOZANO, JR.	12/21/63	4-1	132,900.00 a. 11,075.00 mo.	Permanent	16-Aug-16 16-Mar-92
50	Administrative Aide III (Driver I) GERONIMO D. MANZANO	07/20/60	3-3	126,420.00 a 10,535.00 mo	Permanent	02-Mar-09 02-Mar-09
51	Administrative Aide III (Driver I) JOEY N. DE VERA	12/23/70	3-1	124,068.00 a 10,339.00 mo.	Permanent	01-Mar-16 14-Jul-06
52	Administrative Aide III (Driver I) CHRISTOPHER E. MALAPIT	2/27/82	3-1	124,068.00 a 10,339.00 mo.	Permanent	2-May-17 4-June-11
53	Laborer I EPIFANIA S. PASCUA	10/06/63	1-8	115,500.00 a 9,625.00 mo.	Permanent	01-Jan-90 02-Feb-88
54	Administrative Aide I (Laborer I) MARICAR M. ABULENCIA	10/20/93	1-1	108,048.00 a 9,004.00 mo.	Permanent	16-Sep-15 01-Sep-14
55	Administrative Aide I (Laborer I) PEARLIE P. LAMSON	03/13/72	1-1	108,048.00 a 9,004.00 mo.	Permanent	25-Jan-16 02-May-14
56	Administrative Aide I (Laborer I) ESMERALDA T. ASUNCION	09/20/58	1-8	115,500.00 a 9,625.00 mo.	Permanent	01-Jul-89 04-Mar-79
57	Administrative Aide I (Laborer I) ALFREDO S. SANTOS	06/04/58	1-8	115,500.00 a 9,625.00 mo.	Permanent	01-Jun-92 01-Jun-92
58	Administrative Aide I (Laborer I) MELINDA L. CALIBOSO	07/24/61	1-3	110,124.00 a 9,177.00 mo.	Permanent	01-Apr-09
59	Administrative Aide I (Laborer I) LESTER JOHN R. SOLIVEN	03/26/80	1-3	110,124.00 a 9,177.00 mo.	Permanent	04-May-09 01-Jul-01
60	Administrative Aide I (Laborer I) JACQUELINE N. DE GUZMAN	09/24/87	1-1	108,048.00 a 9,004.00 mo.	Permanent	01-Mar-16 18-Jan-10
61	Administrative Aide I (Laborer I) OFELIA O. CABEBE	10/05/80	1-1	108,048.00 a 9,004.00 mo.	Permanent	3-Jan-17 9-Mar-11
62	Administrative Aide I (Laborer I) ALMAR J. ROSARIO	04/28/76	1-3	110,124.00 a 9,177.00 mo.	Permanent	16-Mar-10 01-Oct-01
63	Administrative Aide I (Laborer I) SALVADOR C. PEREZ	03/25/67	1-6	113,424.00 a 9,452.00 mo.	Permanent	01-Mar-00 01-Jul-98
64	Administrative Aide I (Laborer I) ERNESTO O. EUGENIO	01/14/60	1-8	115,500.00 a 9,625.00 mo.	Permanent	01-Jul-89 01-Jan-83
65	CGADH/POSO HENRY R. KANG	06/14/61	23-1	590,820.00 a 49,235.00 mo.	Permanent	16-Feb-16 1-Jul-09
66	Supply Officer IV EDUARDO M. FERNANDEZ	01/11/66	22-1	540,912.00 a 45,235.00 mo	Permanent	16-Feb-16 1-Aug-92
67	Audio-Visual Equipment Operator III ALEJANDRO M. INVENA	08/13/83	7-1	163,368.00 a 13,614.00 mo.	Permanent	16-Feb-16 16-Jan-03
68	Audio-Visual Aids Technician I ARISTEO V. MALABANAN	04/04/78	6-1	152,508.00 a 12,708.00 mo.	Permanent	16-Feb-16 16-Aug-11
69	Audio-Visual Aids Technician I MELVIN F. ELLORIN	06/07/80	6-1	152,508.00 a 12,708.00 mo.	Permanent	16-Feb-16 16-Oct-06
OFFICE OF THE CITY ADMINISTRATOR (1031)						
1	City Administrator RUFINO RONALDO Z. SAN JUAN VI	08/11/69	25-1	706,464.00 a 58,872.00 mo.	Co-Term	1-Jul-16 2-Jul-01
OFFICE OF THE CITY LEGAL OFFICER (1131)						
1	City Legal Officer DIONISIO C. ANTINIW	07/31/40	25-1	706,464.00 a 58,872.00 mo.	Co-Term	1-Jul-16 16-May-05

ITEM NO.	POSITION TITLE AND NAME OF INCUMBENT	Birthdate	GRADE & STEP INCREMENT	SALARY PER ANNUM/MONTH	STATUS OF APPOINTMENT	LATEST & ORIG. DATE OF APPOINTMENT
CITY BUDGET OFFICE (1071)						
1	City Budget Officer CYRL MARIE M. RAMOS	12/24/80	25-1	706,464.00 a 58,872.00 mo.	Permanent	07-Sep-15 24-Sep-01
2	Administrative Assistant II (Budgeting Assistant) JOSEPHINE A. JOSE	10/17/61	8-6	183,912.00 a 15,326.00 mo.	Permanent	12-Mar-01 16-Aug-86
3	Administrative Assistant IV (Budgeting Aide) VACANT		4-1	132,900.00 a. 11,075.00 mo	Permanent	
4	Administrative Aide III (Clerk I) LUZ B. ROMBAOA	01/20/63	3-8	132,480.00 a 11,040.00 mo.	Permanent	03-Feb-92 03-Feb-92
OFFICE OF THE SANGGUNIANG PANLUNGSOD (1021)						
1	City Vice-Mayor JULIO F. PARAYNO III	02/20/71	26-1	771,672.00 a 64,306.00 mo.	Elective	01-Jul-16
2	Sangguniang Panlungsod JIMMY D. PARAYNO	02/11/69	25-1	706,464.00 a 58,872.00 mo.	Elective	01-Jul-16
3	Sangguniang Panlungsod MA. TERESA S.P. NAGUIAT	05/01/72	25-1	706,464.00 a 58,872.00 mo.	Elective	01-Jul-16
4	Sangguniang Panlungsod MAURA JENNIFER G. GARCIA	08/22/80	25-1	706,464.00 a 58,872.00 mo.	Elective	01-Jul-16
5	Sangguniang Panlungsod PETER JASON I. AGSALUD	05/08/73	25-1	706,464.00 a 58,872.00 mo.	Elective	01-Jul-16
6	Sangguniang Panlungsod ANTONINO P. PEREZ	01/08/81	25-1	706,464.00 a 58,872.00 mo.	Elective	01-Jul-16 01-Jul-10
7	Sangguniang Panlungsod HERODUTOS F. SUMERA	03/10/70	25-1	706,464.00 a 58,872.00 mo.	Elective	01-Jul-16 01-Jul-13
8	Sangguniang Panlungsod DOMINADOR M. VILLANUEVA III	07/02/62	25-3	723,996.00 a 60,333.00 mo.	Elective	01-Jul-16 01-Jul-10
9	Sangguniang Panlungsod JESUS LI. BASCO	08/18/86	25-1	706,464.00 a 58,872.00 mo.	Elective	01-Jul-16 01-Jul-13
10	Sangguniang Panlungsod BLESILDO F. SUMERA	05/29/67	25-3	723,996.00 a 60,333.00 mo.	Elective	01-Jul-16 07-Dec-07
11	Sangguniang Panlungsod FLORENCIO B. ADUCA	10/27/61	25-1	706,464.00 a 58,872.00 mo.	Elective	01-Jul-16 01-Jul-13
12	Sangguniang Panlungsod MICHAEL BRIAN M. PEREZ		25-1	706,464.00 a 58,872.00 mo.	APPT.	16-Dec-13
13	SK Pres./ Sangguniang Panlungsod					
14	Sangguniang Panlungsod Secretary RUFINO RAMIL Z. SAN JUAN V.	02/09/65	25-1	706,464.00 a 58,872.00 mo.	Permanent	29-Oct-12
15	Legislative Staff Officer II ELIZABETH E. LOZANO	01/18/64	13-1	254,544.00 a 21,212.00 mo.	Permanent	01-Mar-16 16-Jan-90
16	Local Legislative Staff Officer III MARITES F. DORIANO	05/11/76	16-1	323,952.00 a 26,996.00 mo.	Permanent	23-Jan-17 01-Sep-99
17	Legislative Staff Assistant I JOHARA A. JOSE	08/26/87	8-1	175,200.00 a 14,600.00 mo.	Permanent	01-Mar-16 01-Mar-16
18	Legislative Staff Employee II EVANGELINE G. BERGONIO	01/21/76	4-4	136,692.00 a 11,391.00 mo.	Permanent	05-Aug-03 03-Aug-01
19	Librarian II BERNADINE M. GRAVELA	06/13/77	15-5	312,372.00 a 26,031.00 mo.	Permanent	27-May-02 27-May-02
20	Librarian I GINA M. CABICO	10/02/78	11-5	227,148.00 a 18,929.00 mo.	Temporary	29-May-02 27-May-02
21	Administrative Aide IV (Driver II) VALENTINO O. TOMINES, JR.	07/26/73	4-5	137,976.00 a 11,498.00 mo.	Permanent	22-Mar-04 02-Jul-01
22	Local Legislative Staff Officer III ARMEDY V. BOADO	04/23/64	16-1	323,952.00 a 26,996.00 mo.	Permanent	25-Jul-16 01-Jul-93
23	Local Legislative Staff Officer III JOCELYN D. BALLESTEROS	07/27/81	16-1	323,952.00 a 26,996.00 mo.	Permanent	23-Jan-17 16-Feb-07
24	Local Legislative Staff Officer I VACANT		11-1	217,476.00 a 18,123.00 mo.	Co-Term	
25	Local Legislative Staff Officer II VACANT		13-1	265,218.00 a 22,101.00 mo.	Co-Term	

ITEM NO.	POSITION TITLE AND NAME OF INCUMBENT	Birthdate	GRADE & STEP INCREMENT	SALARY PER ANNUM/MONTH	STATUS OF APPOINTMENT	LATEST & ORIG. DATE OF APPOINTMENT
OFFICE OF THE CITY PLANNING AND DEVELOPMENT COORDINATOR (1041)						
1	City Planning & Dev't. Coordinator NESTOR A. IBAY	04/12/60	25-6	751,092.00 a 62,591.00 mo.	Permanent	13-Oct-97 03-Mar-88
2	CGADH REYNALDO P. QUINTO	03/24/56	23-1	590,820.00 a 49,235.00 mo.	Permanent	16-Feb-16 22-Oct-01
3	Project Development Officer III THELMA C. AQUINO	08/31/59	18-8	412,692.00 a 34,391.00 mo.	Permanent	01-Jul-89 04-Mar-83
4	Economic Researcher MERLIE C. FLORES	05/01/84	9-1	188,232.00 a 15,686.00 mo.	Permanent	01-Aug-16 14-Apr-14
5	Draftsman I ERNESTO PAGADOR	10/17/52	6-1	152,508.00 a 12,708.00 mo	Permanent	19-Sep-16 16-Mar-94
6	Administrative Aide IV (Clerk II) MARY ANN G. FERNANDO	02/01/68	4-5	137,976.00 a 11,498.00 mo.	Permanent	02-Feb-04 16-Mar-02
OFFICE OF THE CITY TREASURER (1091)						
1	City Treasurer SANIATA A. ELEGORES	06/08/52	25-1	706,464.00 a 58,872.00 mo.	Permanent	20-Jun-14 01-Sep-78
2	Assistant City Treasurer MA. GRACITA B. ANDER	05/27/60	23-1	590,820.00 a 49,235.00 mo.	Permanent	21-Sep-05 07-Mar-83
3	Administrative Officer V (Cashier III) ANABELLE S. VELICARIA	04/18/65	18-1	381,348.00 a 31,779.00 mo.	Permanent	09-Feb-16 03-Feb-87
4	Administrative Officer I (Cashier I) VIRGINIA S. CANSINO	11/25/66	10-1	207,672.00 a 17,306.00 mo.	Permanent	17-Jul-17 02-Jul-01
5	Local Revenue Collection Officer II MANUELA M. TOMINES	01/01/62	15-1	314,244.00 a 26,187.00 mo.	Permanent	17-Jul-06 16-Apr-86
6	Local Revenue Collection Officer II EISENHOWER M. DELA CRUZ	06/14/60	15-5	329,196.00 a 27,433.00 mo.	Permanent	24-Jun-03 16-Jul-86
7	Local Revenue Collection Officer II DIA D. PARAYNO	04/19/67	15-4	325,404.00 a 27,117.00 mo.	Permanent	01-Jun-06 01-Feb-01
8	Local Revenue Collection Officer III VACANT		9	193,644.00 a 16,137 mo.	Permanent	
9	Revenue Collection Clerk II NOEMI D. LALAS	12/10/79	7-3	171,552.00 a 14,296.00 mo.	Permanent	16-Sep-10 02-Jul-01
10	Revenue Collection Clerk II MICHELLE M. NORBERTE	09/09/75	7-1	168,552.00 a 14,046.00 mo.	Permanent	08-Jan-17 01-Aug-02
11	Administrative Aide VI (Distributing Officer I) VACANT		6-1	157,896.00 a 13,158 mo.	Permanent	
12	Revenue Collection Clerk I JUPEP M. BALDONADO	11/14/79	5-3	145,068.00 a 12,089.00 mo.	Permanent	01-Mar-10 01-Mar-10
13	Revenue Collection Clerk I VACANT		5-1	142,368.00 a 11,864.00 mo.	Permanent	
14	Revenue Collection Clerk I VACANT		5-1	142,368.00 a 11,864.00 mo.	Permanent	
15	Revenue Collection Clerk I ALEXIS A. CAMIA	10/17/73	5-1	142,368.00 a 11,864.00 mo.	Permanent	16-Mar-16 01-Jul-04
16	Revenue Collection Clerk I MA. JOSEPHINE M. MANZANO	07/27/68	5-6	149,196.00 a 12,433.00 mo.	Permanent	06-Mar-00 01-Jul-98
17	Revenue Collection Clerk I LOURENA R. SIBORBORO	01/08/82	5-1	142,368.00 a 11,864.00 mo.	Permanent	16-Aug-16 01-Sep-04
18	Revenue Collection Clerk I MANUEL C. ZABALA, JR.	09/22/64	5-7	150,600.00 a 12,550.00 mo.	Permanent	27-May-96 03-Nov-94
19	Revenue Collection Clerk I JIM M. LAFUENTE	01/19/78	5-1	142,368.00 a 11,864.00 mo.	Permanent	01-Sep-16 16-Feb-15
20	Revenue Collection Clerk I AURORA M. SAN JUAN	04/18/62	5-3	145,068.00 a 12,089.00 mo.	Permanent	18-Feb-08 01-Mar-07
21	Revenue Collection Clerk I JACQUELYN M. PURISIMA	01/24/78	5-3	145,068.00 a 12,089.00 mo.	Permanent	18-Feb-08 01-Mar-07
22	Revenue Collection Clerk I TERESA V. ZABALA	09/18/64	5-8	152,016.00 a 12,668.00 mo.	Permanent	01-Oct-91 01-Oct-90
23	Revenue Collection Clerk I HARRISON FRANCO P. ZARATE	02/10/83	5-1	142,368.00 a 11,864.00 mo.	Permanent	01-Sep-16 01-Aug-16

ITEM NO.	POSITION TITLE AND NAME OF INCUMBENT	Birthdate	GRADE & STEP INCREMENT	SALARY PER ANNUM/MONTH	STATUS OF APPOINTMENT	LATEST & ORIG. DATE OF APPOINTMENT
24	Revenue Collection Clerk I NOLAN A. ANTINIW	03/06/71	5-2	144,144.00 a 12,012.00 mo.	Permanent	01-Jun-12 16-Apr-08
25	Revenue Collection Clerk I LETECIA E. CABICO	08/10/52	5-8	152,016.00 a 12,668.00 mo.	Permanent	01-Jul-89 09-Aug-82
26	Revenue Collection Clerk I WILSON B. ESPIRITU	05/30/56	5-3	145,068.00 a 12,089.00 mo.	Permanent	26-Jan-09 16-Jul-01
27	Revenue Collection Clerk I MANUEL R. SISON III	10/30/63	5-6	149,196.00 a 12,433.00 mo.	Permanent	01-Mar-99 04-Apr-88
28	Revenue Collection Clerk I GERARDO P. SIRIBAN	02/05/63	5-6	149,196.00 a 12,433.00 mo.	Permanent	12-Mar-01 03-Jul-97
29	Revenue Collection Clerk I GLENN JOHN P. PEREZ	04/24/70	5-8	152,016.00 a 12,668.00 mo.	Permanent	25-Oct-93 25-Oct-93
30	Administrative Aide III (Driver I) MELECIO M. ANTONIO	12/04/57	3-6	130,020.00 a 10,835.00 mo.	Permanent	01-Oct-01 02-Jul-01
31	Revenue Collection Clerk I IMELDA H. BRINGAS	10/01/66	5-7	150,600.00 a 12,550.00 mo.	Permanent	19-Feb-96 02-Feb-88
32	Revenue Collection Clerk I ELENA C. SISON	01/03/59	5-8	152,016.00 a 12,668.00 mo.	Permanent	01-Jul-89 02-Feb-82
33	Revenue Collection Clerk I CHERRY LOU A. BALLAO	01/12/87	5-1	142,368.00 a 11,864.00 mo.	Permanent	20-Mar-17
34	Revenue Collection Clerk I MARY HAZEL E. ETRATA	01/27/85	5-1	142,368.00 a 11,864.00 mo.	Permanent	20-Mar-17
35	Revenue Collection Clerk I ANGELINA N. LOCQUIAO	02/05/73	5-1	142,368.00 a 11,864.00 mo.	Permanent	20-Mar-17
36	Revenue Collection Clerk I DINAH A. SILVA	12/24/74	5-1	142,368.00 a 11,864.00 mo.	Permanent	20-Mar-17
OFFICE OF THE CITY REGISTRAR (1051)						
37	City Civil Registrar MARFIE S. LUSTINA	09/16/67	25-7	760,356.00 a 63,363.00 mo.	Permanent	01-Feb-97 05-Jun-96
38	CGADH ARLENE E. AQUINO	10/12/68	23-1	590,820.00 a 49,235.00 mo.	Permanent	16-Dec-15 23-Jul-94
39	Registration Officer I JUVY R. ORDOÑEZ	07/02/64	10-5	209,988.00 a 17,499.00 mo.	Permanent	22-Mar-04 16-Feb-88
40	Revenue Collection Clerk I FERDINAND DS. JACOB	09/08/80	5-3	145,068.00 a 12,089.00 mo.	Permanent	01-Mar-10 09-Dec-09
41	Revenue Collection Clerk I CINDY C. PARAYNO	07/15/70	5-4	146,424.00 a 12,202.00 mo.	Permanent	02-Jan-06 16-Jan-04
42	Revenue Collection Clerk I MARIA JOSEFINA B. PUBLICO	01/20/85	5-3	145,068.00 a 12,089.00 mo.	Permanent	01-Apr-08 01-Apr-08
43	Revenue Collection Clerk I NATHANIEL S. PALAGUD	06/25/77	5-1	142,368.00 a 11,864.00 mo.	Permanent	06-Feb-06 24-May-02
44	Administrative Aide IV (Clerk II) VACANT		4-1	136,692.00 a 11,391.00 mo.	Permanent	
OFFICE OF THE CITY ACCOUNTANT (1081)						
1	City Accountant BENEDICTO P. SISON	05/19/61	25-7	760,356.00 a 63,363.00 mo.	Permanent	14-Mar-95 01-Jun-92
2	Administrative Officer IV (Accountant III) WINNIE D. PADILLA	10/15/69	18-1	381,348.00 a 31,779.00 mo.	Permanent	16-Feb-16 17-Feb-03
3	Administrative Officer II (Accountant I) APREL JOIE P. LAGUNDI	04/07/90	12-1	235,416.00 a 19,618.00 mo.	Permanent	23-Feb-16 22-Mar-13
4	Computer Programmer I VACANT		11-1	223,668.00 a 18,639.00 mo.	Permanent	
5	Administrative Assistant II (Bookkeeper) JOSEPHINE B. CERVANTES	12/27/52	8-8	187,536.00 a 15,628.00 mo.	Permanent	01-Aug-89 16-Jul-84
6	Administrative Assistant II (Bookkeeper) MICHELL L. PASION	08/31/81	8-1	175,200.00 a 14,600.00 mo.	Permanent	01-Mar-16 02-Mar-09
7	Administrative Asst. II (Accounting Clerk III) AMANDA R. UBALDO	01/21/58	8-5	182,148.00 a 15,179.00 mo.	Permanent	07-Apr-03 18-Apr-86
8	Administrative Asst. II (Accounting Clerk III) KIMBERLY P. BOLLESER	01/21/58	8-1	180,324.00 a 15,027.00 mo.	Permanent	1-Dec-17 5-Jan-15

ITEM NO.	POSITION TITLE AND NAME OF INCUMBENT	Birthdate	GRADE & STEP INCREMENT	SALARY PER ANNUM/MONTH	STATUS OF APPOINTMENT	LATEST & ORIG. DATE OF APPOINTMENT
9	Administrative Asst. II (Accounting Clerk II) PATRICIA L. DELA CRUZ	04/13/54	6-2	153,948.00 a 12,829.00 mo.	Permanent	01-Sep-10 02-Jan-99
10	Administrative Asst. II (Acctg Clerk II) VACANT		6-1	157,896.00 a 13,158 mo.	Permanent	
11	Administrative Asst. II (Acctg Clerk I) RONNIE S. ORDEN	12/18/64	4-8	141,912.00 a 11,826.00 mo.	Permanent	01-Oct-91 01-Oct-91
12	Administrative Asst. II (Acctg Clerk I) BUTCH T. SISON	11/19/90	4-1	138,564.00 a 11,547.00 mo.	Permanent	16-May-17
13	Administrative Asst. II (Acctg Clerk I) VACANT		4-1	138,564.00 a 11,547.00 mo.	Permanent	
14	Administrative Asst. II (Acctg Clerk I) VACANT		4-1	138,564.00 a 11,547.00 mo.	Permanent	
15	Fiscal Examiner II MA. CHONA B. KANG	02/02/62	15-1	298,584.00 a 24,882.00 mo.	Permanent	16-Feb-16 24-Feb-87
16	Fiscal Examiner II JOEL F. GUTIERREZ	12/21/70	15-1	298,584.00 a 24,882.00 mo.	Permanent	16-Feb-16 01-Oct-91
OFFICE OF THE CITY ASSESSOR (1101)						
1	City Assessor MARY JOYCE S. SARDEÑA	12/08/09	25-1	706,464.00 a 58,872.00 mo.	Permanent	02-Dec-15 02-Jan-05
2	City Gov't. Assistant Department Head ALELI JOY J. MANUEL	1/17/84	23-1	590,820.00 a 49,235.00 mo.	Permanent	16-Dec-15 02-Dec-14
3	Local Assessment Operation Officer I MARILOU D. SISON	06/28/72	11-1	217,476.00 a 18,123.00 mo.	Permanent	01-Mar-16 11-Nov-96
4	Local Assessment Operation Officer I VACANT		11-1	219,864.00 a 18,322.00 mo.	Permanent	
5	Local Assessment Operation Officer I VILMA V. REFUERZO	08/08/63	11-6	229,620.00 a 19,135.00 mo.	Permanent	22-Oct-01 02-Feb-88
6	Taxmapper I MANOLITO V. BAJET	08/06/60	11-1	217,476.00 a 18,123.00 mo.	Permanent	24-Nov-14 16-Sep-10
7	Assessment Clerk II IRENE B. TALVO	04/05/61	6-8	162,852.00 a 13,571.00 mo.	Permanent	01-Jul-89 19-Apr-83
8	Administrative Aide VI (Clerk III) LOURDES C. FABRO	10/20/56	6-8	162,852.00 a 13,571.00 mo.	Permanent	22-Mar-94 01-Jul-81
9	Administrative Aide III (Clerk I) ERNESTO E. NAVARRETE	06/11/70	3-7	131,232.00 a 10,936.00 mo.	Permanent	16-Aug-94 16-Mar-92
10	Draftsman I VACANT		6-1	152,508.00 a 12,709.00 mo.	Permanent	
11	Local Assessment Operation Officer III JESUS D. PARAYNO	12/10/66	18-1	381,348.00 a 31,779.00 mo.	Permanent	23-Mar-01 16-May-17
OFFICE OF THE CITY ENGINEER (8751)						
1	City Engineer MACARIO A. SEGUNDO, JR.	12/10/55	25-8	772,356.00 a 64,363.00 mo.	Permanent	01-May-88 02-Feb-88
2	Engineer III CARIDAD J. MANIPON	06/16/66	19-1	415,068.00 a 34,589.00 mo.	Permanent	18-Jul-16 25-Nov-95
3	Engineer II ROMMEL C. JARDIN	10/27/68	16-1	323,952.00 a 26,996.00 mo.	Permanent	16-Aug-16 27-Jul-98
4	Engineer I ROBERT A. ABOCADO	06/20/64	12-1	235,416.00 a 19,618.00 mo.	Permanent	01-Mar-16 02-Oct-96
5	Engineer I MANNY D. SANCHEZ	05/29/75	12-1	235,416.00 a 19,618.00 mo.	Permanent	01-Sep-16 03-Sep-01
6	Const. & Maintenance Gen. Foreman DAVID M. DELA CRUZ	06/10/62	11-6	229,620.00 a 19,135.00 mo.	Permanent	12-Mar-01 01-Nov-86
7	Construction & Maintenance Foreman EDDIE E. PAGADOR	06/24/67	8-2	176,916.00 a 14,743.00 mo.	Permanent	02-Jul-12 02-Jul-01
8	Construction & Maintenance Foreman JUVITH L. SAMSON	12/03/68	8-1	175,200.00 a 14,600.00 mo.	Permanent	25-Jan-16 01-Jun-92
9	Draftsman I ALFIE C. BATERINA	06/01/84	6-1	152,508.00 a 12,709.00 mo.	Permanent	23-Feb-16 02-Mar-09
10	Administrative Aide VI (Storekeeper II) CATALINO V. BERBON, JR.	06/01/76	6-1	157,896.00 a 13,158.00 mo.	Permanent	16-Feb-16 17-Jul-17
11	Administrative Aide VI (Mechanic II) RHYAN RUSSEL T. BARTOLOME	09/24/81	6-1	152,508.00 a 12,709.00 mo.	Permanent	01-Mar-16 16-Aug-04

ITEM NO.	POSITION TITLE AND NAME OF INCUMBENT	Birthdate	GRADE & STEP INCREMENT	SALARY PER ANNUM/MONTH	STATUS OF APPOINTMENT	LATEST & ORIG. DATE OF APPOINTMENT
13	Administrative Aide IV (Mechanic I) BENJAMIN E. VENTURA	03/03/60	4-6	139,272.00 a 11,606.00 mo.	Permanent	16-Sep-98 23-Sep-90
14	Administrative Aide IV (Mechanic I) VACANT		4-1	132,900.00 a 11,075.00 mo.	Permanent	
15	Heavy Equipment Operator I VACANT		4-1	132,900.00 a 11,075.00 mo.	Permanent	
16	Electrician I DANTE C. MONES	05/29/76	4-1	132,900.00 a 11,075.00 mo.	Permanent	21-Mar-16 18-Jul-01
17	Administrative Aide III (Driver I) ANTHONY T. VALDEZ	03/15/73	3-3	126,420.00 a 10,535.00 mo.	Permanent	07-Sep-10 07-Sep-10
18	Administrative Aide III (Driver I) PHILIMAR DC. RAMOS	3/23/76	3-1	124,068.00 a 10,339.00 mo.	Permanent	1-Feb-16 16-May-17
19	Administrative Aide III (Driver I) JESSIE T. CALIBOSO	02/23/61	3-7	131,232.00 a 10,936.00 mo.	Permanent	22-May-97 01-May-95
20	Administrative Aide III (Driver I) KYRT YVYS G. IBAY	06/09/96	3-1	124,068.00 a 10,339.00 mo.	Permanent	06-Sep-16 09-Jul-16
21	Administrative Aide III (Carpenter I) VACANT		3-1	130,020.00 a 10,835.00 mo.	Permanent	
22	Administrative Aide III (Carpenter I) ANTONIO O. NIDOY	05/30/58	3-5	128,796.00 a 10,733.00 mo.	Permanent	23-Nov-00 01-Jan-00
23	Administrative Aide III (Clerk I) ELMER CHRISTIAN JACOB	01/04/87	3-1	130,020.00 a 10,835.00 mo.	Permanent	3-Apr-17
24	Administrative Aide I (Laborer I) VANESSA ESPERANZA Z. ELLORIN	01/04/87	1-1	113,424.00 a 9,452.00 mo.	Permanent	3-Apr-17
25	Administrative Aide I (Laborer I) RONALD G. BAGNAS	11/02/64	1-7	114,408.00 a 9,534.00 mo.	Permanent	19-Feb-96 01-Jul-93
26	Administrative Aide I (Laborer I) PEPE T. ZAFRA	04/06/65	1-8	115,500.00 a 9,625.00 mo.	Permanent	01-Aug-90 01-Jan-89
27	Administrative Aide I (Laborer I) JANINE MARIE T. CABRERA	10/01/91	1-1	108,048.00 a 9,004.00 mo.	Permanent	06-Sep-16 01-Sep-14
28	Administrative Aide I (Laborer I) JUN S. ESPIRITU	11/20/86	1-1	108,048.00 a 9,004.00 mo.	Permanent	01-Sep-14 16-Jun-09
29	Administrative Aide I (Laborer I) HARLYN V. GERILLA	10/10/67	1-8	115,500.00 a 9,625.00 mo.	Permanent	01-Oct-90 16-Feb-89
30	Administrative Aide I (Laborer I) ENRIQUE M. QUIMING	11/06/73	1-1	108,048.00 a 9,004.00 mo.	Permanent	19-Oct-15 01-Feb-10
31	Administrative Aide I (Laborer I) FERDINAND C. GONZALES	03/02/68	1-1	108,048.00 a 9,004.00 mo.	Permanent	16-Feb-16 09-Jul-01
32	Administrative Aide I (Laborer I) IMELDA Q. ANCHETA	10/09/66	1-6	113,424.00 a 9,452.00 mo.	Permanent	16-Mar-01 17-Feb-92
33	Administrative Aide I (Laborer I) FLORENTINA P. ETRATA	06/20/59	1-8	115,500.00 a 9,625.00 mo.	Permanent	01-Jul-89 02-Dec-85
34	Administrative Aide I (Laborer I) MARCELY S. ESPIRITU	03/04/84	1-1	108,048.00 a 9,004.00 mo.	Permanent	06-Sep-16 26-Mar-07
35	Administrative Aide I (Laborer I) AURELIO L. AGSALUD	06/24/54	1-2	109,080.00 a 9,090.00 mo.	Permanent	16-Aug-10 09-Jul-01
36	Administrative Aide I (Laborer I) JOSE G. RAMA, JR.	06/24/54	1-8	115,500.00 a 9,625.00 mo.	Permanent	17-Feb-92 13-Feb-91
37	Administrative Aide I (Laborer I) EFREN Q. CABACUNGAN	7/18/70	1-1	115,500.00 a 9,625.00 mo.	Permanent	17-Feb-92 13-Feb-91
38	Administrative Aide I (Laborer I) NELIA G. NAPILA	06/18/62	1-8	115,500.00 a 9,625.00 mo.	Permanent	20-Mar-95 01-Aug-88
39	Administrative Aide I (Laborer I) DELIA R. MAYNES	11/10/70	1-6	113,424.00 a 9,452.00 mo.	Permanent	05-Mar-01 16-Jan-93
40	Administrative Aide I (Laborer I) ROMEO E. VENTURA	12/18/66	1-7	114,408.00 a 9,534.00 mo.	Permanent	25-Nov-94 01-Mar-89
41	Administrative Aide I (Laborer I) BERNARDO T. MARINAS	08/15/69	1-8	115,500.00 a 9,625.00 mo.	Permanent	01-Oct-90 05-Apr-89

ITEM NO.	POSITION TITLE AND NAME OF INCUMBENT	Birthdate	GRADE & STEP INCREMENT	SALARY PER ANNUM/MONTH	STATUS OF APPOINTMENT	LATEST & ORIG. DATE OF APPOINTMENT
42	Administrative Aide I (Laborer I) EDYSUS S. VALDEZ	10/10/69	1-4	111,180.00 a. 9,265.00 mo.	Permanent	01-Aug-05 02-Dec-02
43	Administrative Aide I (Laborer I) DIVINA B. ROSARIO	09/17/65	1-6	113,424.00 a 9,452.00 mo.	Permanent	05-Jul-99 16-Apr-96
44	Administrative Aide I (Laborer I) MEGARD E. ALBUTRA	12/29/60	1-5	112,248.00 a 9,354.00 mo.	Permanent	07-Apr-03 27-Jan-00
45	Administrative Aide I (Laborer I) ROLANDO C. PARIS	01/20/58	1-8	115,500.00 a 9,625.00 mo.	Permanent	01-Jul-89 16-Jul-76
46	Administrative Aide I (Laborer I) KEINETH DARYL L. SAMSON	03/18/95	1-1	108,048.00 a 9,004.00 mo.	Permanent	01-Dec-14 01-Oct-14
47	Administrative Aide I (Laborer I) ANDREW S. GOROSPE	11/30/81	1-3	110,124.00 a 9,177.00 mo.	Permanent	01-Mar-10 01-Feb-07
48	Administrative Aide I (Laborer I) CHRISTOPHER M. ROLDAN	03/27/82	1-1	108,048.00 a 9,004.00 mo.	Permanent	16-Mar-16
49	Engineer IV RODOLFO S. NIDOY	02/02/67	22-1	540,912.00 a 45,076.00 mo.	Permanent	01-Jul-16 01-Oct-95
50	Engineer II ALMIRA S. ROXAS	12/04/69	16-1	323,952.00 a 26,996.00 mo.	Permanent	01-Mar-16 01-Feb-02
OFFICE OF THE CITY SOCIAL WELFARE AND DEVELOPMENT (7611)						
1	City Social Welfare Officer VILMA L. LAPITAN	12/05/66	25-1	706,464.00 a 58,872.00 mo.	Permanent	19-Oct-15 03-Apr-89
2	Social Welfare Officer III LUNINGNING G. AGBANLOG	11/05/80	18-1	381,348.00 a 31,779.00 mo.	Permanent	16-Dec-15 16-Mar-04
3	Project Evaluation Officer III LILIBETH D. DORIANO	06/14/72	18-1	381,348.00 a 31,779.00 mo.	Permanent	16-Feb-16 01-Sep-95
4	Project Evaluation Officer II MA. VICTORIA L. DEL CASTILLO	03/08/63	15-1	295,584.00 a 24,882.00 mo.	Permanent	16-Mar-16 02-Nov-88
5	Social Welfare Officer I VACANT		11-1	217,476.00 a 18,123.00 mo.	Permanent	
6	Social Welfare Officer I NINA RICA M. DE GUZMAN	10/09/92	11-1	217,476.00 a 18,123.00 mo.	Permanent	16-Mar-16 10-Aug-15
7	Youth Development Officer I VACANT		10-1	202,128.000 a 16,844.00 mo.	Permanent	
8	Social Welfare Assistant EVELYN P. MENDOZA	06/16/74	8-4	180,384.00 a. 15,032.00 mo.	Permanent	01-Mar-07 16-Nov-99
9	Social Welfare Assistant EVELINE A. JOSON	01/26/56	8-6	183,912.00 a 15,326.00 mo.	Permanent	12-Mar-01 04-Oct-99
OFFICE OF THE CITY AGRICULTURIST (8711)						
1	City Agriculturist BONIFACIO C. PARIÑAS	01/15/53	25-5	741,948.00 a 61,829.00 mo.	Permanent	13-Jan-03 16-Mar-76
2	Agricultural Technologist VACANT		10-1	202,128.000 a 16,844.00 mo.	Permanent	
3	Agricultural Technologist VACANT		10-1	202,128.000 a 16,844.00 mo.	Permanent	
4	Agricultural Technologist LILY B. TADEO	01/05/65	10-3	206,004.00 a 17,167.00 mo.	Permanent	16-Jan-08 16-Feb-07
5	Agricultural Technologist PETER DOMINIC B. BERGONIO	02/14/80	10-3	206,004.00 a 17,167.00 mo.	Permanent	26-Jan-09
6	Agricultural Technologist APRIL JEM P. DELOS SANTOS	04/27/92	10-1	202,128.000 a 16,844.00 mo.	Permanent	23-Feb-16 23-Feb-16
7	Agricultural Technologist VACANT		10-1	202,128.000 a 16,844.00 mo.	Permanent	
8	Agricultural Technologist VACANT		10-1	202,128.000 a 16,844.00 mo.	Permanent	
9	Agricultural Technologist RICHARD S. BAGAOISAN	10/26/70	10-8	216,084.00 a 18,007.00 mo.	Permanent	
10	Agricultural Technologist NARCISA A PIÑON	02/22/54	10-8	216,084.00 a 18,007.00 mo.	Permanent	14-Mar-95 16-Sep-94
11	Agricultural Technologist ARLENE C. CENAS	07/22/70	10-7	214,032.00 a 17,836.00 mo.	Permanent	03-Mar-97 03-Mar-97

ITEM NO.	POSITION TITLE AND NAME OF INCUMBENT	Birthdate	GRADE & STEP INCREMENT	SALARY PER ANNUM/MONTH	STATUS OF APPOINTMENT	LATEST & ORIG. DATE OF APPOINTMENT
12	Agricultural Technologist LIZONIA N. QUINTO	02/22/54	10-6	212,424.00 a 17,702.00 mo.	Permanent	01-Mar-00 16-Feb-99
13	Agricultural Technologist ISAAC Q. GRAVELA	03/10/58	10-6	212,424.00 a 17,702.00 mo.	Permanent	02-Jan-01 01-Jun-99
14	Agricultural Technologist FELIX O. VITALES	03/11/64	10-2	204,060.00 a 17,005.00 mo.	Permanent	08-Sep-09
SOCIAL HYGIENE						
1	Medical Technologist II MARY ANN Z. DACLISON	09/27/69	15-1	295,584.00 a 24,882.00 mo.	Permanent	16-Mar-16 01-Jul-01
2	Public Health Nurse II ANABELMA D. LIM	11/09/61	15-8	340,128.00 a 28,344.00 mo.	Permanent	01-Mar-90 01-Mar-90
3	Nurse II REMELITA M. NIDOY	10/27/70	15-2	317,868.00 a 26,489.00 mo.	Permanent	18-Nov-13 19-Mar-01
4	Sanitary Inspector RALPH DARREN F. MACARAEG	06/03/86	6-1	160,536.00 a 13,378.00 mo.	Permanent	01-Mar-16 01-Mar-13
RURAL HEALTH UNIT I (4411)						
5	CGADH RACHEL ANN A. PARAYNO	12/15/75	23-1	540,792.00 a 45,066.00 mo.	Permanent	23-Jan-17 2-Jul-07
6	Medical Officer III VACANT		21-1	540,792.00 a 45,066.00 mo.	Permanent	
7	Dentist II TEODORO B. PALAGUD, JR.	05/10/69	17-5	387,060.00 a 32,255.00 mo.	Permanent	24-Sep-01 01-Jan-01
8	Nurse II VIRGILYN D. BARROGA	07/16/72	15-1	314,304.00 a 26,192.00 mo.	Permanent	19-Sep-16 18-Feb-08
9	Midwife III ERLINDA A. ZAMORA	04/17/58	13-3	273,648.00 a 22,804.00 mo.	Permanent	01-Sep-09 11-Aug-80
10	Midwife III VACANT		13-1	279,084.00 a 23,257.00 mo.	Permanent	
11	Midwife II BERLINDA P. UNTALAN	02/11/75	11-3	233,952.00 a 19,496.00 mo.	Permanent	18-Feb-08 03-Mar-03
12	Midwife II ISLEEN C. MAGAT	07/11/70	11-3	233,952.00 a 19,496.00 mo.	Permanent	16-Mar-09
13	Midwife II MA. LYNETTE F. TRINIDAD	12/09/60	11-5	239,100.00 a 19,925.00 mo.	Permanent	04-Feb-02 04-Feb-02
14	Midwife II NORMA D. CADIMAS	11/08/69	11-2	219,864.00 a 18,322.00 mo.	Permanent	01-Feb-10 01-Apr-09
15	Midwife II ELMINDA R. TABOBO	06/21/55	11-8	247,020.00 a 20,585.00 mo.	Permanent	1-Apr-93 8-Aug-80
16	Midwife II VIRGINIA C. DEL CASTILLO	11/02/61	11-8	247,020.00 a 20,585.00 mo.	Permanent	01-Jan-94 01-Jun-89
17	Nurse I MA. ELENA I. DEL PRADO	5/22/68	11-1	217,476.00 a 18,123.00 mo.	Permanent	23-Jan-17
18	Sanitary Inspector ANN FRITZI B. NACIS	03/12/76	6-4	165,108.00 a 13,759.00 mo.	Permanent	02-Feb-04 16-Jan-03
19	Dental Aide ARLENE L. FERNANDO	04/10/70	4-3	142,536.00 a 11,878.00 mo.	Permanent	01-Mar-07 16-Mar-04
20	Nurse IV MELANIE M. DEL PRADO	05/01/63	19-1	436,908.00 a 36,409.00 mo.	Permanent	01-Dec-15 16-Aug-01
21	Nurse II SUZANNE E. PAREDES	07/27/71	15-1	330,780.00 a 27,565.00 mo.	Permanent	01-Dec-15
RURAL HEALTH UNIT II						
22	City Health Officer DR. BERNARDO C. MACARAEG	09/15/60	25-5	780,996.00 a 65,083.00 mo.	Permanent	16-Sep-04 11-May-88
23	Dentist II SOJIH T. NAVALTA	09/11/75	17-4	382,716.00 a 31,893.00 mo.	Permanent	16-Aug-06 16-Oct-01
24	Nurse II THERESA B. CO. CHIONG	05/25/70	15-1	314,304.00 a 26,192.00 mo.	Permanent	25-Jan-16 01-Feb-05
25	Midwife III VACANT		13-1	267,936.00 a 22,328.00 mo.	Permanent	
26	Midwife III VACANT		13-1	267,936.00 a 22,328.00 mo.	Permanent	

ITEM NO.	POSITION TITLE AND NAME OF INCUMBENT	Birthdate	GRADE & STEP INCREMENT	SALARY PER ANNUM/MONTH	STATUS OF APPOINTMENT	LATEST & ORIG. DATE OF APPOINTMENT
	Midwife II MARIANA L. JASMIN	01/01/64	11-3	233,952.00 a 19,496.00 mo.	Permanent	02-Jan-07 17-Mar-03
	Medical Laboratory Technician II RENO F. PARAYNO	01/20/70	8-4	189,876.00 a 15,823.00 mo.	Permanent	22-Mar-04 27-May-02
	Midwife II ELVIE U. ESTRADA	01/09/71	11-5	239,100.00 a 19,925.00 mo.	Permanent	16-Feb-01 01-Jun-99
	Midwife II JUVY M. BUENAVIDEZ	01/19/73	11-1	235,440.00 a 19,620.00 mo.	Permanent	17-Jul-17
	Medical Laboratory Technician II VACANT		8-1	166,212.00 a 13,851.00 mo.	Permanent	

D. Urdaneta City Barangay Captains

Anonas	Diomedes Q. Marquez	Nancalobasaan	Wilma B. Segundo
Bactad East	Lourdes O. Claveria	Nancamaliran East	Eulogio B. Acosta, Jr.
Bayaoas	Felixberto V. De Guzman	Nancamaliran West	Amado O. Veridiano
Bolaoen	Cesar M. Lucena	Nancayasan	Marino R. Rondaris
Cabaruan	Lorenzo D. Manzano	Oltama	Fidel E. Lagundi, Jr.
Cabuloan	Marcelino V. Bustamante	Palina East	Hariceto P. Pavo
Camanang	Lucio B. Ander	Palina West	Jaime Q. Aboc
Camantiles	Elmer F. Ganceña	Pedro T. Orata	Neil G. Tablada
Casantaan	Daniel V. Castañeto	Pinmaludpod	Milagros B. Seto Ma
Catablan	Fernando A. Almendares	Poblacion	Cheryl M. Del Prado
Cayambanan	Norberto C. Gotgotao	San Jose	Bartolome S. Palagud, Jr.
Consolacion	Arnel S. Antiniw	San Vicente	Michael Brian M. Perez
Dilan-Paurido	Mariano L. Locquiao	Sta. Lucia	Eduardo M. Lalata
Labit Proper	Godofredo F. Dulay	Sto. Domingo	Danilo T. Bajesta
Labit West	Eduardo A. Almendares	Sugcong	Virgilio C. Magno
Mabanogbog	Arsenio L. Elegado, Sr.	Tiposu	Dionisio E. Mansat, Jr.
Macalong	Jose L. Llego	Tulong	Raul M. Figuracion

E. Urdaneta City Department Heads and Chief of Offices

City Administrator RUFINO RONALDO Z. SAN JUAN VI	POSO Chief HENRY R. KANG
City Accountant BENEDICTO P. SISON	Secretary to the Sanggunian RUFINO RAMIL Z. SAN JUAN V
City Agriculturist BONIFACIO T. PARIÑAS	Environmental Services Div. Chief REYNALDO P. QUINTO
City Assessor MARY JOYCE S. SARDEÑA	Market Supervisor CESAR T. ESTOESTA
City Budget Officer CRYL MARIE M. RAMOS	Slaughter House Master MAURICIO V. MANIBOG
City Civil Registrar MARFIE S. LUSTINA	Supply Officer EDUARDO T. FERNANDEZ
City Engineer MACARIO A. SEGUNDO, JR.	Livelihood Training Center Head OMAR JOSEPH A. ESTEVES
City Legal Officer DIONISIO C. ANTINIW	City Auditor MANUELA S. TAMONDONG
City Health Officer BERNARDO C. MACARAEG	City Director - DILG MELINDA M. BUADA
City Planning & Dev't Coordinator NESTOR A. IBAY	City Elections Officer MIGUEL G. BAUTISTA, JR.
City Social Welfare & Dev't Officer VILMA L. LAPITAN	City Librarian BERNADINE M .GRAVELA
City Treasurer SANIATA A. ELEGORES	Chief of Police Supt. MARCELIANO A. DESAMITO JR
BPLO Chief ANTONIO A. VELICARIA, JR.	Female Dorm Jail Warden C/Insp. NOR Y S. UBAÑA
HRMO Chief CHRISTIAN M. AGBANLOG	District Jail Warden C/Insp. WILLIAM T. MANENGYAO
	Fire Marshall Chief ARTURO L. SAWATE

F. Directory of National Government Agencies

<p>Urdaneta City Fire Station CHIEF INSP. ARTHUR L. SAWATE Fire Marshall Urdaneta City Fire Station Tel. No. (075) 568-6053 Hotline 160</p>	<p>Don. Amadeo J. Perez Sr. Mem. Gen. Hospital DR. MARIA VIVIAN VILLAR-ESPINO Director Dilan-Paurido, Urdaneta City Tel. No. (075) 568-3874</p>
<p>Urdaneta City Police Station P/SUPT. MARCELIANO A. DESAMITO JR. Chief of Police Tel. No. (075) 529-2076 Hotline166</p>	<p>Bureau of Jail Management and Penology C/ INSP. ROQUE C. SISON III District Jail Warden BJMP District Jail Anonas, Urdaneta City</p>
<p>Urdaneta City Water District ATTY. EFREN B. DOMAGAS General Manager UCWD Building Nancayasan, Urdaneta City Tel. No. (075) 656-1044</p>	<p>Bureau of Jail Management and Penology C/ INSP. NARCISA R. RAMIREZ Female Dorm Jail Warden BJMP District Jail Anonas, Urdaneta City</p>

Regional Trial Court
HON. ELIZABETH L. BERDAL
Executive Judge
Branch 47, Hall of Justice
Anonas, Urdaneta City

Municipal Trial Court in Cities
HON. IRMA B. PANAHON-ABAD
Presiding Judge
Old City Hall Compound
Poblacion, Urdaneta City

Office of the City Prosecutor
ATTY. SILVESTRE REDEMPTOR A. RIDAO
City Prosecutor
Hall of Justice
Anonas, Urdaneta City

Parole & Probation Administration
MS. SUSAN BONIEL
Officer-in-Charge
Anonas, Urdaneta City

Commission on Audit
MRS. MRS. MANUELA S. TAMONDONG
City Auditor
Commission on Audit
2/F South Wing, New City Hall
Anonas, Urdaneta City

Commission on Elections
MR. MIGUEL G. BAUTISTA
City Elections Officer
2/F UC Convention and Sports Center
Poblacion, Urdaneta City

Civil Service Commission
MR. ROGELIO T. DEL ROSARIO
Director II
UC Convention and Sports Center
Poblacion, Urdaneta City

Bureau of Internal Revenue
ATTY. MA. ISABEL B. UTIT
Revenue District Officer
Anonas, Urdaneta City

Department of Environment and Natural Resources
MR. FERNANDO B. ESTRADA JR.
Community Environment & Nat. Res. Officer
Anonas, Urdaneta City
Tel. No. (075) 568-106

Department of Agrarian Reform
MS. MARIA ANA B. FRANCISCO, CESO V
Provincial Agrarian Reform Officer II
Gacutan Building
Poblacion, Urdaneta City
Tel. No. (075) 656-0187

Department of Energy
ENGR. ROMULO B. CALLANGAN JR.
OIC - Director
Luzon Field Office
2/F PSJ Building
Nancayasan, Urdaneta City
Tel. No. (075) 656-0114

Department of the Interior and Local Governments
MRS. MELINDA M. BUADA
City Director
2/F South Wing, New City Hall
Anonas, Urdaneta City

Land Bank of the Philippines
MR. JOEL K. PEREDO
Branch Manager
Land Bank Building
Nancayasan, Urdaneta City
Tel. No. (075) 568-2388

Home Development and Mutual Fund
MS. MERIAM N. PAMITTAN
Branch Head
3F CB Mall
Nancayasan, Urdaneta City

Philippine Crop Insurance Corporation
MS. FLORENTINA O. PUGAL
Regional Manager
Land Bank Building
Nancayasan, Urdaneta City
Tel. No. (075) 568-2524/ 656-2524

Philippines Postal Corporation
MS. PATRICIA C. SORIANO
Postmaster
Post Office Building
Poblacion, Urdaneta City

Land Transportation Office
MR. GLORIOSO DANIEL Z. MARTINEZ
District Head
LTO Building
Poblacion, Urdaneta City

Social Security System
MR. NARCISO M. MARTINEZ JR.
Branch Head
3F CB Mall
Nancayasan, Urdaneta City

National Commission on Indigenous People
MR. BUGTONG EYDE A. CARANTES
Service Center Head
UC Convention and Sports Center

National Irrigation Administration
ENGR. JOHN N. CELESTE
Regional Director
Bayaoas, Urdaneta City
Tel. No. (075) 568-2177/ 568-2308

Philippine Charity Sweepstakes Office
MRS. EDITHA R. ROMERO
OIC- Branch Manager
New City Hall
Anonas, Urdaneta City

Pangasinan III Electric Cooperative
ENGR. ALLAN G. CASEM
OIC - General Manager
Nancayasan, Urdaneta City
Tel. No. (075) 568-2413

National Bureau of Investigation
MS. MERLINDA MARTINEZ
Officer -in- Charge
2F CB Mall, Nancayasan, Urdaneta City

G. Financial Capability

This year's income and expenditure of the City of Urdaneta is presented below. For 2017, the city's revenue increase as compared to 2014-2016.

Table 48. Total LGU Income, 2017 (in peso)

Locally-Sourced Revenues	418,196,359.24
Internal Revenue Allotment	443,751,552.00
Special Revenues	60,135,010.92
Total Income	922,082,922.16

Source: City Treasurer's Office

Table 49. Locally-Sourced Revenue, 2017 (in peso)

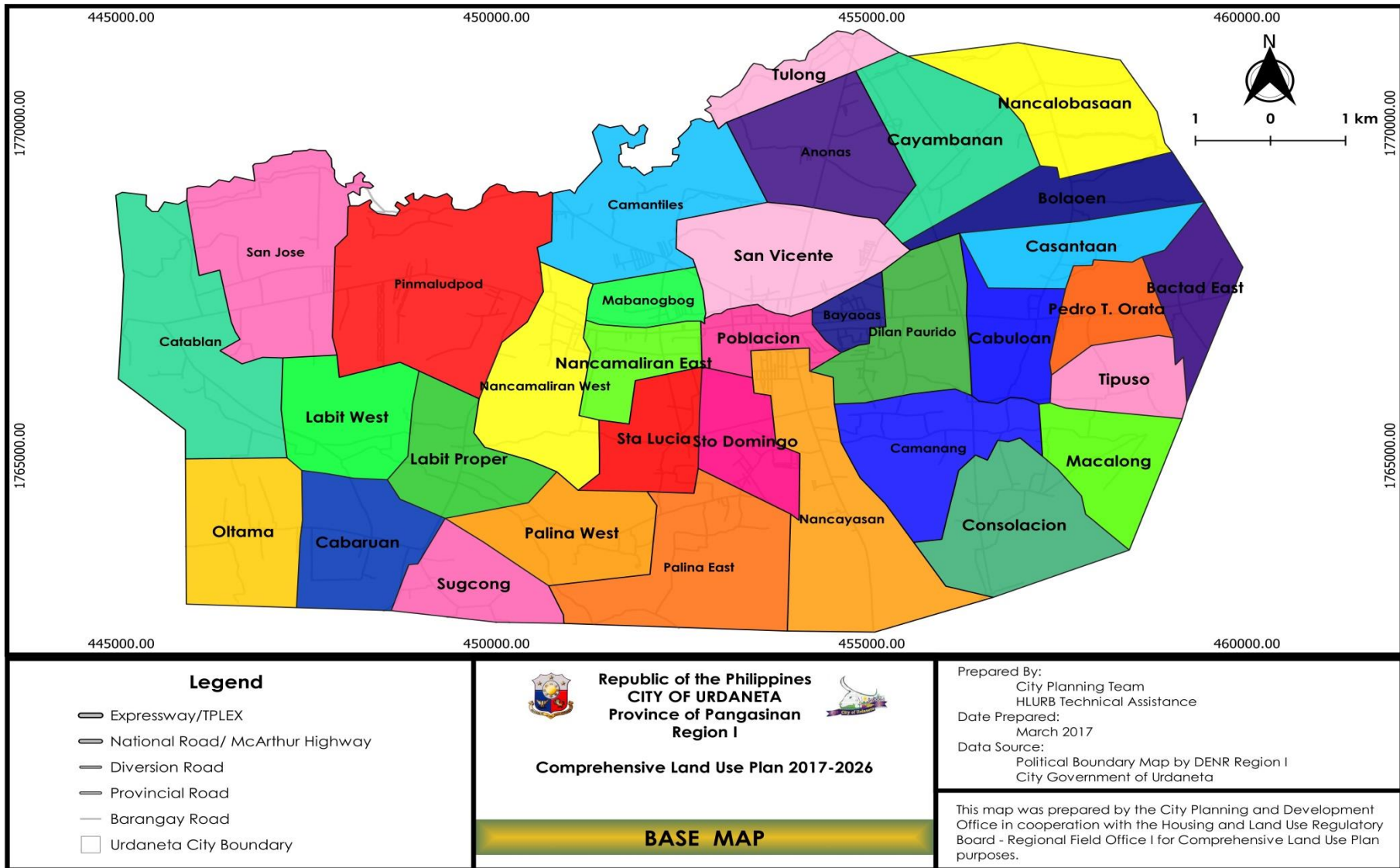
Tax Revenues	110,609,071.08
Non-Tax Revenues	307,587,288.16
Total Locally-Sourced Revenue	418,196,359.24

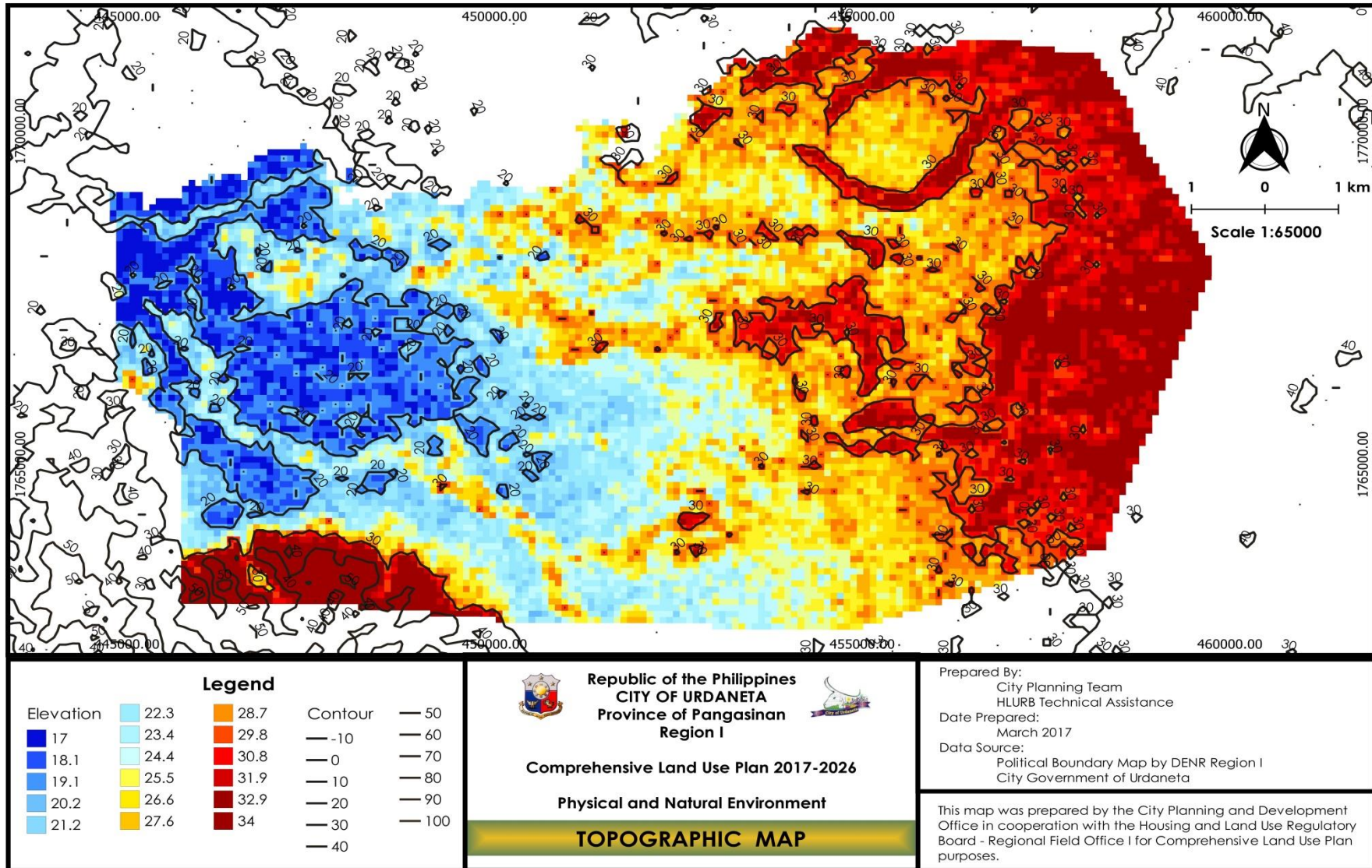
Source: City Treasurer's Office

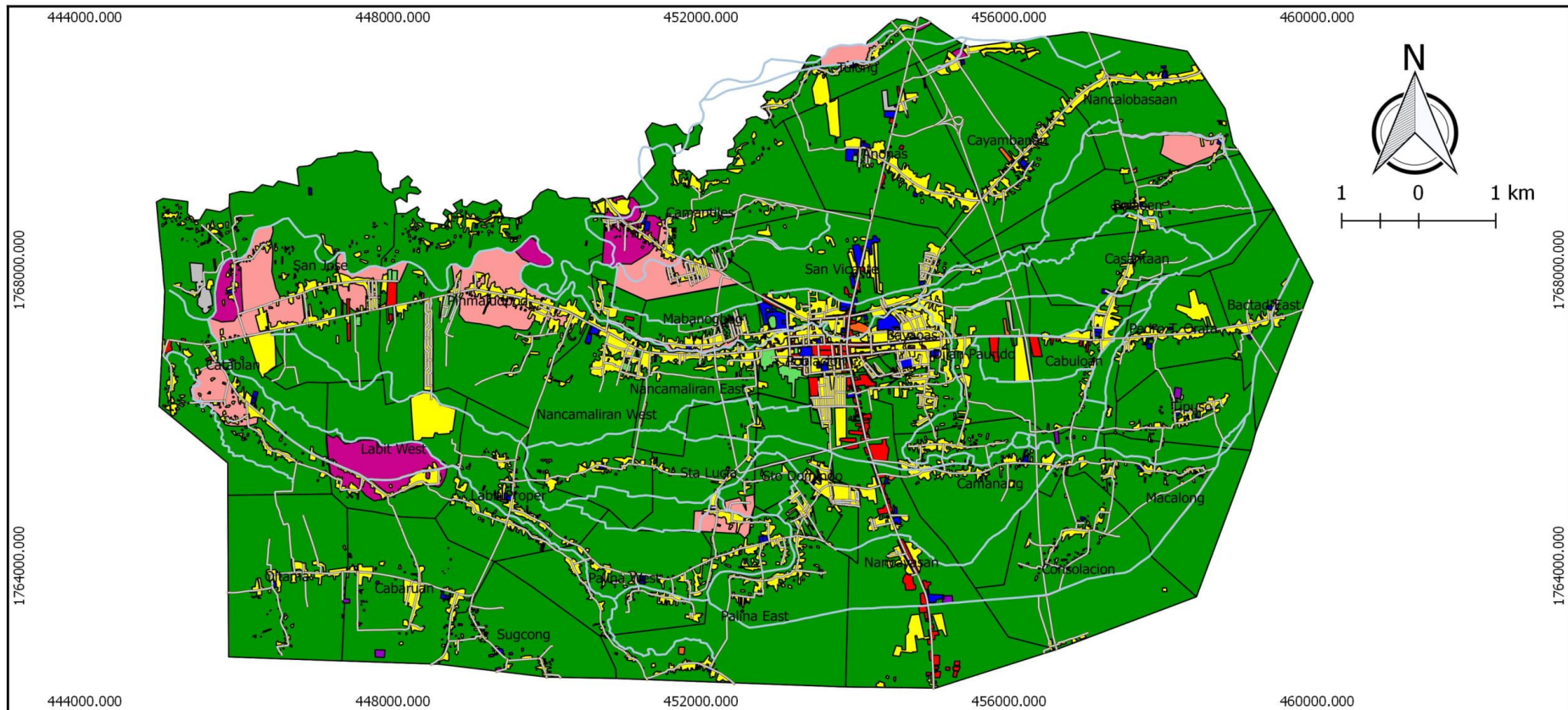
Table 50. Real Property and Business Tax Collections 2014-2017

Name of Collections	2014	2015	2016	2017
Real Property Tax	35,289,244.67	32,571,551.52	33,869,173.93	35,947,101.65
Business Tax	61,428,467.95	66,271,398.04	75,436,545.87	81,987,292.48
Total Collection	96,717,712.62	98,842,949.56	109,305,719.80	117,934,394.13



Source: City Treasurer's Office







Legend	
River System	Agri-industrial
All Roads 2	Institutional
Residential	Tourism
Commercial	Sports and Recreation
Slaughter House	Agricultural
Sanitary Landfill	Moderate Risk Areas
Cemetery and Memorial Park	High Risk Areas


Republic of the Philippines
CITY OF URDANETA
Province of Pangasinan
Region I


Comprehensive Land Use Plan 2016-2026

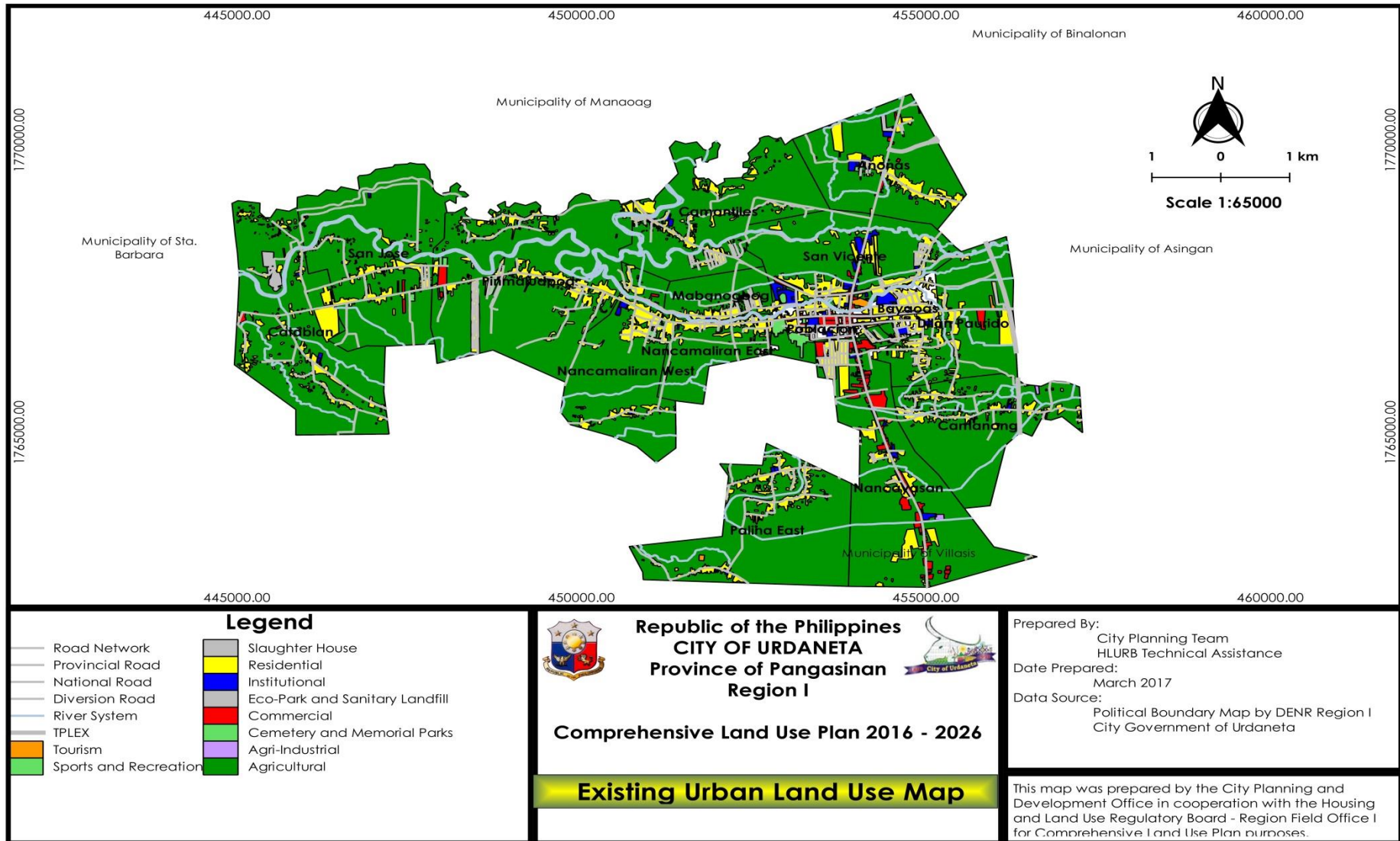
FLOOD HAZARD MAP

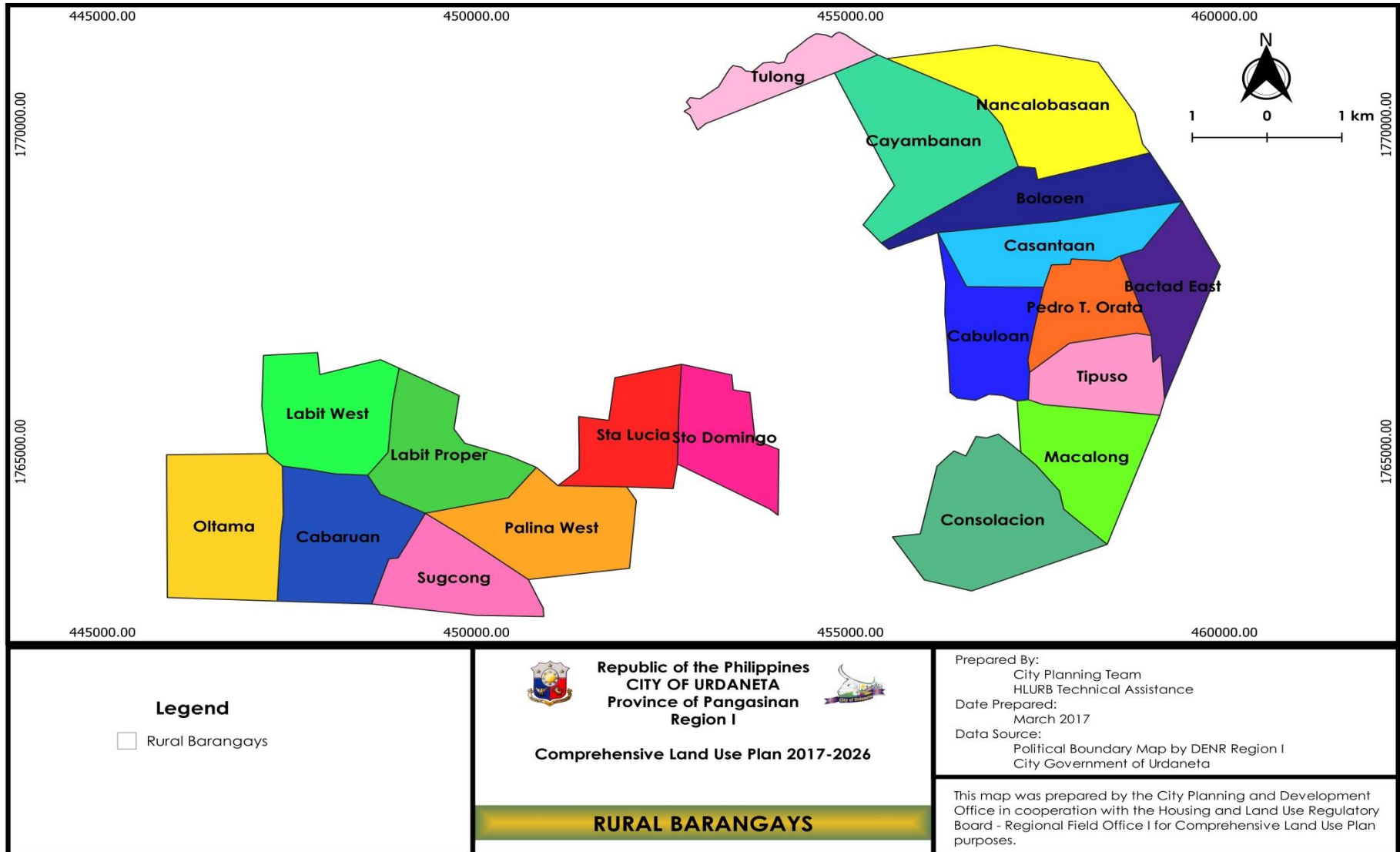
Prepared By:
 City Planning Team
 HLURB Technical Assistance

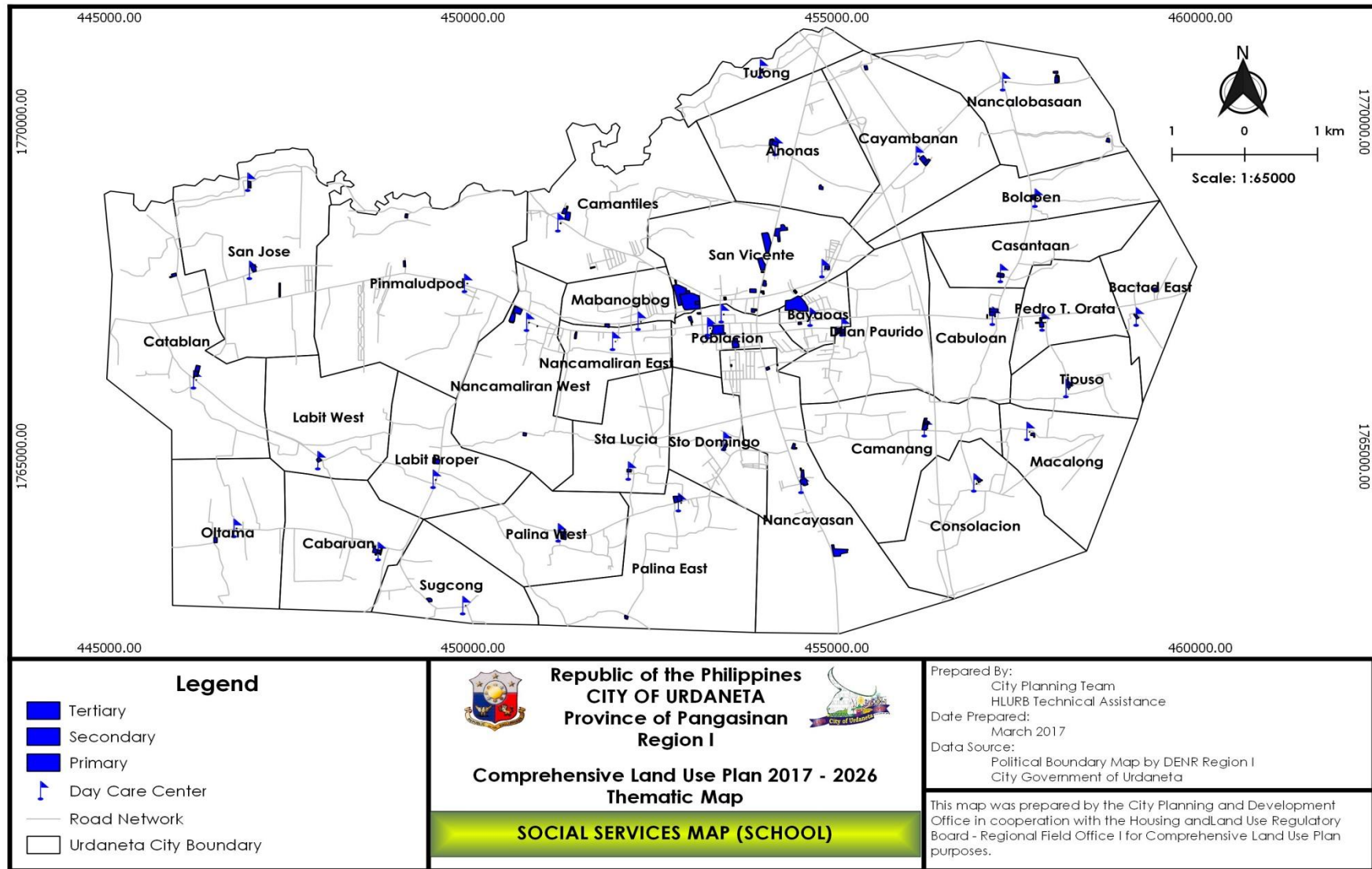
Date Prepared:
 March 2017

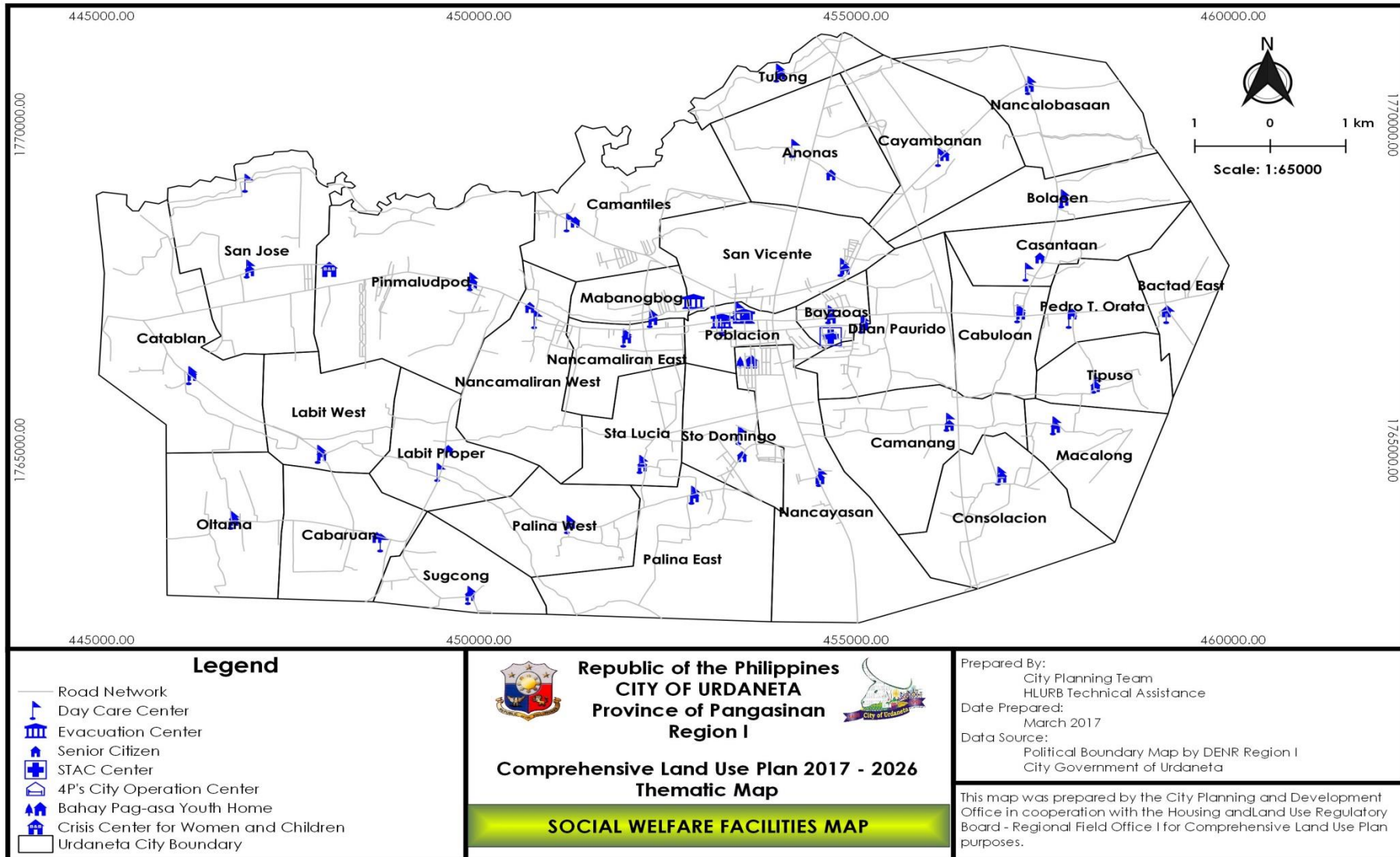
Data Source:
 Political Boundary Map by DENR Region I
 City Disaster Risk Reduction Management Office

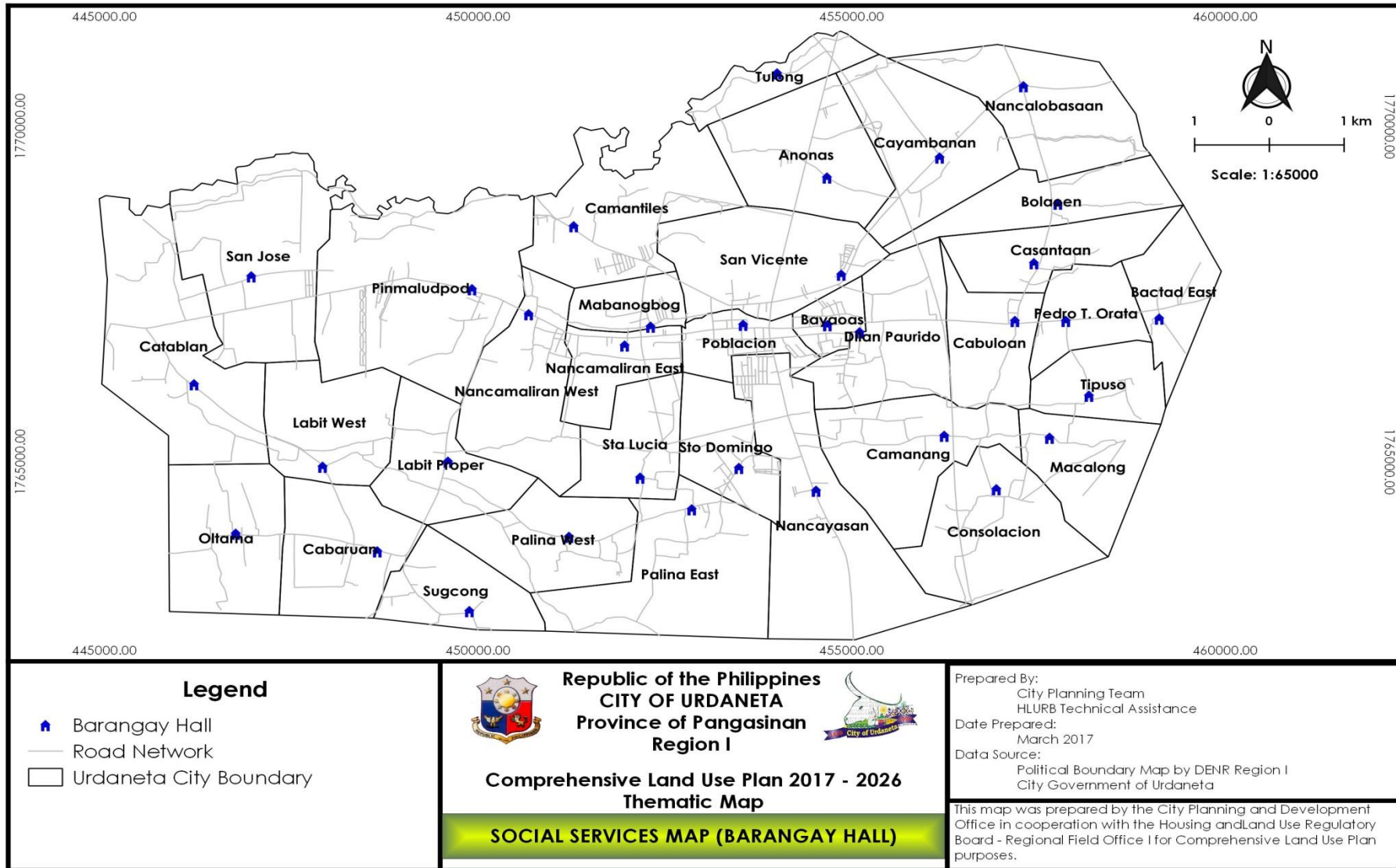
This map was prepared by the City Planning and Development Office in cooperation with the Housing and Land Use Regulatory Board - Regional Field Office I for Comprehensive Land Use Plan purposes.

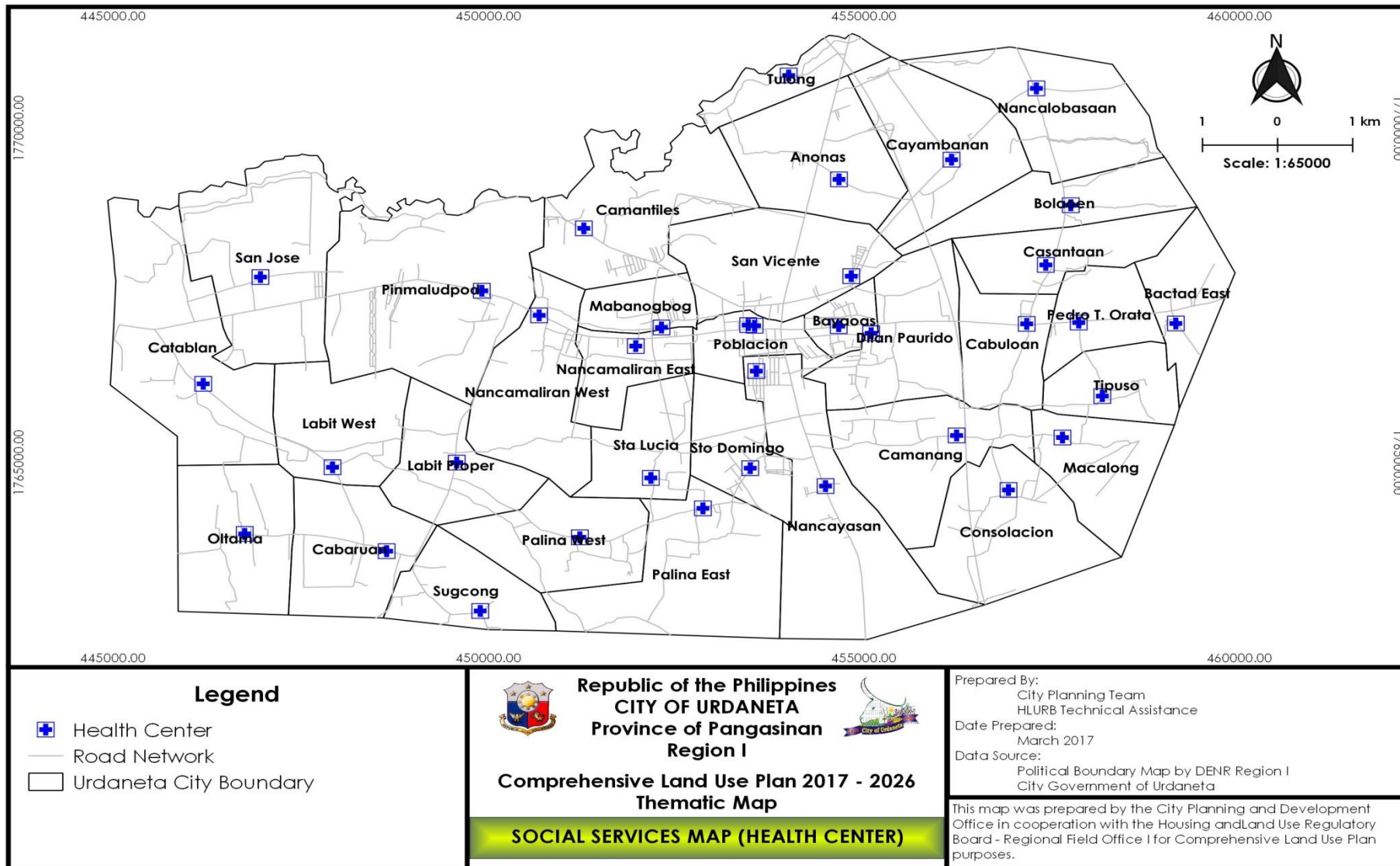












Legend

-  Health Center
-  Road Network
-  Urdaneta City Boundary



Republic of the Philippines
CITY OF URDANETA
 Province of Pangasinan
 Region I



**Comprehensive Land Use Plan 2017 - 2026
 Thematic Map**

SOCIAL SERVICES MAP (HEALTH CENTER)

Prepared By:
 City Planning Team
 HLURB Technical Assistance
 Date Prepared:
 March 2017
 Data Source:
 Political Boundary Map by DENR Region I
 City Government of Urdaneta

This map was prepared by the City Planning and Development Office in cooperation with the Housing and Land Use Regulatory Board - Regional Field Office I for Comprehensive Land Use Plan purposes.

BUREAU OF LOCAL GOVERNMENT FINANCE
 DEPARTMENT OF FINANCE
 http://blgf.gov.ph/

STATEMENT OF RECEIPTS AND EXPENDITURES

LGU: URDANETA CITY
 Period Covered: Q4, 2017

Particulars	Income Target Budget Appropriation	General Fund	SEF	Trust Fund	Trust Liability	Total
LOCAL SOURCES	423,085,118.00	418,196,359.24	17,973,547.78	0.00	0.00	436,169,907.02
TAX REVENUE	113,987,000.00	110,809,071.08	17,973,547.78	0.00	0.00	128,882,618.86
Real Property Tax	32,000,000.00	12,969,745.83	17,973,547.78	0.00	0.00	30,943,293.61
Tax on Business	71,882,000.00	88,280,481.31	0.00	0.00	0.00	88,280,481.31
Other Taxes	10,105,000.00	9,358,863.94	0.00	0.00	0.00	9,358,863.94
NON-TAX REVENUE	309,098,118.00	307,587,288.16	0.00	0.00	0.00	307,587,288.16
Regulatory Fees (Permits and Licenses)	14,665,000.00	15,430,907.80	0.00	0.00	0.00	15,430,907.80
Service/User Charges (Service Income)	17,434,000.00	23,452,544.37	0.00	0.00	0.00	23,452,544.37
Receipts from Economic Enterprises (Business Income)	270,299,118.00	262,808,543.00	0.00	0.00	0.00	262,808,543.00
Other Receipts (Other General Income)	6,700,000.00	6,095,292.99	0.00	0.00	0.00	6,095,292.99
EXTERNAL SOURCES	443,751,548.00	443,751,582.00	0.00	60,135,010.92	0.00	503,886,592.92
Internal Revenue Allotment	443,751,548.00	443,751,582.00	0.00	0.00	0.00	443,751,582.00
Other Shares from National Tax Collections	0.00	0.00	0.00	0.00	0.00	0.00
Inter-Local Transfers	0.00	0.00	0.00	0.00	0.00	0.00
Extraordinary Receipts/Grants/Donations/Aids	0.00	0.00	0.00	60,135,010.92	0.00	60,135,010.92
TOTAL CURRENT OPERATING INCOME	866,836,664.00	861,947,911.24	17,973,547.78	60,135,010.92	0.00	940,056,469.94
ADD: SUPPLEMENTAL BUDGET (UNAPPROPRIATED)	0.00	0.00	0.00	0.00	0.00	0.00
TOTAL AVAILABLE FOR CURRENT OPERATING	866,836,664.00	861,947,911.24	17,973,547.78	60,135,010.92	0.00	940,056,469.94
LESS: CURRENT OPERATING EXPENDITURES (PS + MOOE +						
General Public Services	277,394,238.00	216,999,716.41	0.00	31,343,797.40	0.00	248,343,513.81
Education, Culture & Sports/Manpower Development	13,755,625.00	0.00	12,939,567.83	0.00	0.00	12,939,567.83
Health, Nutrition & Population Control	22,954,804.00	15,477,883.25	0.00	0.00	0.00	15,477,883.25
Labor and Employment	0.00	0.00	0.00	0.00	0.00	0.00
Housing and Community Development	0.00	0.00	0.00	0.00	0.00	0.00
Social Services and Social Welfare	42,060,350.00	10,105,123.23	0.00	22,952,354.12	0.00	33,057,477.35
Economic Services	330,282,459.83	221,671,109.40	0.00	0.00	0.00	221,671,109.40
Debt Service (FE) (Interest Expense & Other Charges)	10,755,467.47	10,489,404.90	0.00	0.00	0.00	10,489,404.90
TOTAL CURRENT OPERATING EXPENDITURES	697,202,944.30	474,743,237.19	12,939,567.83	54,296,151.52	0.00	541,978,956.54
NET OPERATING INCOME/(LOSS) FROM CURRENT	169,633,719.70	387,204,674.05	5,033,979.95	5,838,859.40	0.00	398,077,513.40
ADD: NON-INCOME RECEIPTS						
CAPITAL INVESTMENT RECEIPTS	0.00	0.00	0.00	0.00	0.00	0.00
Proceeds from Sale of Assets	0.00	0.00	0.00	0.00	0.00	0.00
Proceeds from Sale of Debt Securities of Other Entities	0.00	0.00	0.00	0.00	0.00	0.00
Collection of Loans Receivables	0.00	0.00	0.00	0.00	0.00	0.00
RECEIPTS FROM LOANS AND BORROWINGS	0.00	0.00	0.00	0.00	0.00	0.00
Acquisition of Loans	0.00	0.00	0.00	0.00	0.00	0.00
Issuance of Bonds	0.00	0.00	0.00	0.00	0.00	0.00
OTHER NON-INCOME RECEIPTS	0.00	0.00	0.00	0.00	0.00	0.00
TOTAL NON-INCOME RECEIPTS	0.00	0.00	0.00	0.00	0.00	0.00
ADD: SUPPLEMENTAL BUDGET FOR CAPITAL OUTLAY	0.00	0.00	0.00	0.00	0.00	0.00
TOTAL AMOUNT AVAILABLE FOR CAPITAL EXPENDITURES	0.00	0.00	0.00	0.00	0.00	0.00
LESS: NON-OPERATING EXPENDITURES						
CAPITAL INVESTMENT EXPENDITURES	122,688,544.77	58,538,041.51	1,688,060.23	0.00	0.00	60,224,101.74
Purchase/Construct of Property Plant and Equipment	86,594,544.77	28,561,348.06	1,688,060.23	0.00	0.00	30,247,408.29
Purchase of Debt Securities of Other Entities (Investment Outlay)	0.00	0.00	0.00	0.00	0.00	0.00
Grant/Make Loan to Other Entities (Investment Outlay)	36,094,000.00	29,976,693.45	0.00	0.00	0.00	29,976,693.45
DEBT SERVICE (Principal Cost)	36,424,600.12	36,424,600.12	0.00	0.00	0.00	36,424,600.12
Payment of Loan Amortization	36,424,600.12	36,424,600.12	0.00	0.00	0.00	36,424,600.12
Retirement/Redemption of Bonds/Debt Securities	0.00	0.00	0.00	0.00	0.00	0.00
OTHER NON-OPERATING EXPENDITURES	0.00	726,362.58	0.00	0.00	0.00	726,362.58
TOTAL NON-OPERATING EXPENDITURES	159,113,144.89	95,689,004.21	1,688,060.23	0.00	0.00	97,375,064.44
NET INCREASE/(DECREASE) IN FUNDS	10,520,574.81	291,515,669.84	3,347,919.72	5,838,859.40	0.00	300,702,448.96
ADD: CASH BALANCE, BEGINNING	435,567,168.93	332,660,781.11	21,598,355.25	81,308,032.57	0.00	435,567,168.93
FUND/CASH AVAILABLE	446,087,743.74	624,176,450.95	24,946,274.97	87,146,891.97	0.00	738,269,617.89
Less: Payment of Prior Year's Accounts Payable	0.00	0.00	0.00	0.00	0.00	0.00
CONTINUING APPROPRIATION	37,297,920.00	3,996,175.56	0.00	0.00	0.00	3,996,175.56
FUND/CASH BALANCE, END	408,689,823.74	620,180,275.39	24,946,274.97	87,146,891.97	0.00	732,273,442.33

	GF	SEF	TF	TL	TOTAL
FUND/CASH BALANCE, END	620,180,275.39	24,946,274.97	87,146,891.97	0.00	732,273,442.33
Amount set aside to finance projects with appropriations provided in the previous years (Continuing appropriations)	377,476,516.46	21,131,639.95	0.00	0.00	398,608,156.41
Amount set aside for payment of Accounts Payable	132,463,048.10	942,235.07	86,381,205.97	0.00	219,786,489.14
Amount set aside for Obligation not yet Due and Demandable	0.00	0.00	0.00	0.00	0.00
Amount Available for appropriations/operations	110,240,710.83	2,872,399.95	785,686.00	0.00	113,878,796.78
Total Assets (net of accumulated depreciation)	1,170,781,751.90				

Certified correct:

MA. GRACITA B. ANDER
 OIC-City Treasurer

Generated by dnaha_siva on 19/02/2018 10:59 AM

EXECUTIVE ORDERS

<u>EO. NO.</u>	<u>SUBJECT</u>	<u>DATE APPROVED</u>
EO 2017-001	REAPPOINTING THE MEMBERS OF THE BIDS AND AWARDS COMMITTEE OF THE CITY OF URDANETA	JANUARY 03, 2017
EO 2016-002	CREATING THE MAINSTREAMED CLIMATE CHANGE ADAPTATION- DISASTER RISK REDUCTION PLANNING TEAM IN THE CITY OF URDANETA	JANUARY 4, 2017
EO 2016-003	CONSTITUTING THE COMPREHENSIVE LAND USE PLAN (CLUP) UPDATING TEAM OF THE CITY OF URDANETA	JANUARY 5, 2017
EO 2016-004	CREATING THE URDANETA CITY LAND USE COMMITTEE	JANUARY 6, 2017
EO 2016-005	CREATING THE PERFORMANCE CHALLENGE FUND PROJECT IMPLEMENTATION TEAM OF THE CITY OF URDANETA	JANUARY 16, 2017
EO 2016-006	DECLARING MARCH 21 OF EVERY YEAR A NON-WORKING HOLIDAY IN THE CITY OF URDANETA	MARCH 1, 2017
EO 2016-007	REQUIRING EVERY NEWLY-PROMOTED OR NEWLY-HIRED CITY OFFICIAL OR EMPLOYEE OF THE CITY GOVERNMENT OF URDANETA TO PLANT A TREE AT THE URDANETA CITY ENGINEERED SANITARY LANDFILL AS HIS/HER CONTRIBUTION AND COMMITMENT TO THE CITY OF URDANETA'S ENVIRONMENTAL ADVOCACY	MARCH 7, 2017
EO 2016-008	ESTABLISHING AND IMPLEMENTING THE STRATEGIC PERFORMANCE MANAGEMENT SYSTEM (SPMS) OF THE CITY GOVERNMENT OF URDANETA AND DESIGNATING THE COMPOSITION OF THE PERFORMANCE MANAGEMENT TEAM	MARCH 8, 2017
EO 2016-009	ESTABLISHING THE INTERNAL ADMINISTRATIVE DISCIPLINARY RULES ON SEXUAL HARASSMENT IN THE CITY GOVERNMENT OF URDANETA, AND DESIGNATING THE MEMBERS OF THE COMMITTEE ON DECORUM AND INVESTIGATION	MARCH 9, 2017
EO 2016-010	UPDATED URDANETA CITY PEACE AND ORDER COUNCIL	APRIL 12, 2017
EO 2016-011	RECOGNIZING THE VITAL ROLE AND PROMOTING THE WELFARE IN THE WORKPLACE OF PERSONS WITH DISABILITIES IN THE CITY GOVERNMENT OF URDANETA	AUGUST 3, 2017

EO 2016-013	ADOPTING THE 2017 PROGRAM ON AWARDS AND INCENTIVES FOR SERVICE EXCELLENCE (PRAISE), APPROVING THE COMPOSITION OF THE PRAISE COMMITTEE AND COMPLEMENTING OTHER REWARDS AND RECOGNITION TO BE IMPLEMENTED IN THE CITY GOVERNMENT OF URDANETA	AUGUST 14, 2017
EO 2016-015	RECONSTITUTION OF THE PRE-QUALIFICATION, BIDS AND AWARDS COMMITTEE (PBAC) OF URDANETA CITY, PANGASINAN FOR BUILD-LEASE-AND-TRANSFER PROJECT OF URDANETA MARKET MALL AT URDANETA CITY	AUGUST 14, 2017
EO 2016-016	DESIGNATING THE FOCAL PERSON ON SUSTAINABLE LIVELIHOOD PROGRAMS AND SHELTERED WORKSHOP CUM LIVELIHOOD FOR NHTS FAMILIES AND YOUTH	NOVEMBER 7, 2017
EO 2016-017	RECONSTITUTING THE PRE-QUALIFICATION, BIDS AND AWARDS COMMITTEE (PBAC) OF URDANETA CITY, PANGASINAN FOR THE URDANETA MARKET MALL BUILD-LEASE-AND-TRANSFER PROJECT IN URDANETA CITY	DECEMBER 5, 2017

ORDINANCES

<u>ORDINANCE. NO.</u>	<u>SUBJECT</u>
ORDINANCE NO. 3	AN ORDINANCE CREATING THE POSITIONS OF TWO (2) LEGISLATIVE STAFF OFFICERS III, SALARY GRADE 16, UNDER THE OFFICE OF THE SANGGUNIANG PANLUNGSOD, AND TWO (2) CITY GOVERNMENT ASSISTANT DEPARTMENT HEADS (ONE FOR THE CITY HEALTH OFFICE AND ONE FOR ECONOMIC ENTERPRISES MANAGEMENT MARKETS), SALARY GRADE 23, UNDER THE OFFICE OF THE CITY MAYOR, AND PROVIDING FUNDS FOR THE PURPOSE
ORDINANCE NO. 4	AN ORDINANCE AMENDING SECTION 6 OF ARTICLE 2, AND SECTIONS 7 AND 12 OF ARTICLE 3 OF THE CITY ORDINANCE NO. 47-2004, OTHERWISE KNOWN AS THE URDANETA CITY CHILDREN'S WELFARE CODE
ORDINANCE NO. 5	APPROPRIATIONS ORDINANCE NO. 5, SUPPLEMENTAL BUDGET
ORDINANCE NO. 6	AMENDMENT TO CITY ORDINANCE NO. 78-2005, OPDA TO PDAO
ORDINANCE NO. 7	APPROPRIATIONS ORDINANCE NO. 7, SUPPLEMENTAL BUDGET NO. 2
ORDINANCE NO. 8	ADOPTING THE CITY PPP CODE
ORDINANCE NO. 9	ESTABLISHING AND ADOPTING MEASURES AND SYSTEMS TO ENSURE EFFICIENT AND EFFECTIVE IMPLEMENTATION OF THE LOCAL TB CONTROL PROGRAM
ORDINANCE NO. 10	CITY SUPPLEMENTAL BUDGET NO. 3

RESOLUTIONS

<u>RES. NO.</u>	<u>SUBJECT</u>	<u>DATE APPROVED</u>
113	RESOLUTION APPROVING THE ANNUAL BUDGET OF BARANGAY CAMANTILES FOR CALENDAR YEAR 2017 WITH A TOTAL APPROPRIATION OF FOUR MILLION SIX HUNDRED EIGHTY - SIX THOUSAND SEVEN HUNDRED - TWELVE AND 81/100 (P4,686,712.81), AS RECOMMENDED BY THE LOCAL FINANCE COMMITTEE OF THE CITY OF URDANETA.	JAN. 17, 2017
114	RESOLUTION APPROVING THE ANNUAL BUDGET OF BARANGAY BAYAOAS FOR CALENDAR YEAR 2017 WITH A TOTAL APPROPRIATION OF FOUR MILLION SEVEN HUNDRED NINE THOUSAND THREE HUNDRED NINETY-TWO AND 78/100 (P4,709,39.78), AS RECOMMENDED BY THE LOCAL FINANCE COMMITTEE OF THE CITY OF URDANETA.	JAN. 17, 2017
115	RESOLUION APPROVING THE ANNUAL BUDGET OF BARANGAY CAMANANG FOR CALENDAR YEAR 2017 WITH A TOTAL APPROPRIATION OF THREE MILLION SEVEN HUNDRED FORTY-NINE THOUSAND FIVE HUNDRED THREE AND 83/100 (P3,749,503.83), AS RECOMMENDED BY THE LOCAL FINANCE COMMITTEE OF THE CITY OF URDANETA.	JAN. 17, 2017
116	RESOLUTION APPROVING THE ANNUAL BUDGET OF BARANGAY PALINA EAST FOR CALENDAR YEAR 2017 WITH A TOTAL APPROPRIATION OF THREE MILLION SEVEN HUNDRED FORTY-SEVEN THOUSAND THREE HUNDRED FOURTY-FOUR AND 55/100 (P3,747,344.55), AS RECOMMENDED BY THE LOCAL FINANCE COMMITTEE OF THE CITY OF URDANETA.	JAN. 17, 2017
117	APPROVING THE ANNUAL BUDGET OF BARANGAY PINMALUDPOD FOR CALENDAR YEAR 2017 WITH A TOTAL APPROPRIATION OF SIX MILLION ONE HUNDRED THIRTY-SIX AND SEVEN HUNDRED SIXTY-SEVEN AND 04/100 (P6,136,767.04), AS RECOMMENDED BY THE LOCAL FINANCE COMMITTEE OF THE CITY OF URDANETA.	JAN. 17, 2017
118	RESOLUTION APPROVING THE ANNUAL BUDGET OF BARANGAY STA. LUCIA FOR CALENDAR YEAR 2017 WITH A TOTAL APPROPRIATION OF TWO MILLION SIX HUNDRED EIGHTY-EIGHT THOUSAND FIVE HUNDRED THREE AND 40/100 (P2,688,503.40), AS RECOMMENDED BY THE LOCAL FINANCE COMMITTEE OF THE CITY OF URDANETA.	JAN. 17, 2017
119	RESOLUTION APPROVING THE ANNUAL BUDGET OF BARANGAY DILAN - PAURIDO FOR CALENDAR YEAR 2017 WITH A TOTAL APPROPRIATION OF FOUR MILLION SIX HUNDRED FIFTY-EIGHT THOUSAND THREE HUNDRED SIX AND 83/100 (P4,658,306.83), AS RECOMMENDED BY THE LOCAL FINANCE COMMITTEE OF THE CITY OF URDANETA.	JAN. 17, 2017

- 120 **RESOLUTION** APPROVING THE ANNUAL BUDGET OF BARANGAY MABANOBOG FOR CALENDAR YEAR 2017 WITH A TOTAL APPROPRIATION OF THREE MILLION SEVENTEEN THOUSAND FOUR HUNDRED FOURTEEN AND 78/100 (P3,017,414.78), AS RECOMMENDED BY THE LOCAL FINANCE COMMITTEE OF THE CITY OF URDANETA. JAN. 17, 2017
- 121 **RESOLUTION** APPROVING THE ANNUAL BUDGET OF BARANGAY LABIT PROPER FOR CALENDAR YEAR 2017 WITH A TOTAL APPROPRIATION OF THREE MILLION TWO HUNDRED FIFTY-SIX THOUSAND SEVEN HUNDRED FORTY-EIGHT AND 72/100 (P3,256,748.72), AS RECOMMENDED BY THE LOCAL FINANCE COMMITTEE OF THE CITY OF URDANETA JAN. 17, 2017
- 122 **RESOLUTION** APPROVING THE ANNUAL BUDGET OF BARANGAY NANCAYASAN FOR CALENDAR YEAR 2017 WITH A TOTAL APPROPRIATION OF SIX MILLION FOUR HUNDRED TWELVE THOUSAND EIGHT HUNDRED TWENTY-THREE AND 84/100 (P6,412,823.84), AS RECOMMENDED BY THE LOCAL FINANCE COMMITTEE OF THE CITY OF URDANETA. JAN. 17, 2017
- 123 **RESOLUTION** APPROVING THE ANNUAL BUDGET OF BARANGAY CASANTAAN FOR CALENDAR YEAR 2017 WITH A TOTAL APPROPRIATION OF TWO MILLION EIGHTY-FOUR THOUSAND THREE HUNDRED THIRTY-SEVEN AND 21/100 (P2,084,337.21), AS RECOMMENDED BY THE LOCAL FINANCE COMMITTEE OF THE CITY OF URDANETA. JAN. 17, 2017
- 148 **RESOLUTION** RECLASSIFYING A TOTAL OF FORTY NINE THOUSAND SIX HUNDRED TEN (49,610) SQUARE METERS OF LAND AT THE FOREST LAKE MEMORIAL PARK PHASE 2 PROJECT IN BARANGAY PINMALUDPOD FROM AGRICULTURAL TO INSTITUTIONAL USE AND APPROVING THE ISSUANCE OF PRELIMINARY APPROVAL AND LOCATIONAL CLEARANCE (PALC) AS WELL AS DEVELOPMENT PERMIT (DP) FOR THE SAME JANUARY 24, 2017
- 149 **RESOLUTION** RESOLUTION AUTHORIZING MAYOR AMADEO GREGORIO E. PEREZ IV, FOR AND ON BEHALF OF THE CITY OF URDANETA, TO ENTER INTO A MEMORANDUM OF AGREEMENT WITH THE DEPARTMENT OF SOCIAL WELFARE AND DEVELOPMENT (DSWD) FOR THE EFFECTIVE IMPLEMENTATION OF THE PANTAWID PAMILYANG PILIPINO PROGRAM (4P'S), SUSTAINABLE LIVELIHOOD PROGRAM, SUPPLEMENTAL FEEDING PROGRAM, GOVERNMENT INTERNSHIP PROGRAM (GIP), AND SOCIAL PENSION PROGRAM HERE. JANUARY 24, 2017
- 150 **RESOLUTION** ALLOWING THE SAN CARLOS-MALASIQUI-URDANETA VAN TRANSPORT ASSOCIATION (SMU VTA) TO TRANSPORT PASSENGERS FROM SAN CARLOS TO CITY TO URDANETA CITY VIA MALASIQUI AND VICE VERSA AND FAVORABLY ENDORSING ITS APPLICATION TO THE LAND TRANSPORTATION FRANCHISING AND REGULATORY BOARD (LTFRB) JANUARY 24, 2017

151	RESOLUTION DIRECTING BARANGAY OFFICIALS TO MONITOR NEW FACES IN THEIR RESPECTIVE TERRITORIAL JURISDICTION IN ORDER TO KNOW THE NATURE, CIRCUMSTANCE, AND DURATION OF THEIR VISIT OR STAY IN THE AREA FOR PROPER REPORTING TO THE LOCAL POLICE.	JANUARY 24, 2017
153	RESOLUTION AUTHORIZING CITY MAYOR AMADEO GREGORIO E. PEREZ IV TO ENTER INTO A MEMORANDUM OF AGREEMENT WITH THE HOUSING AND LAND USE REGULATORY BOARD - NORTHERN LUZON REGION, REPRESENTED BY DR. TERESITA V. GALACGAC, FOR THE INCLUSION OF URDANETA AS ONE OF THE BENEFICIARIES OF HLURB'S TOWN PLANNING AND ZONING ASSISTANCE PROGRAM.	January 31, 2017
154	RESOLUTION ACCREDITING THE IBCWA - INTERNATIONAL BUSINESS AND COMMUNITY WATCH ALLIANCE, INC. AS A NON-GOVERNMENT ORGANIZATION IN THE CITY OF URDANETA.	February 14, 2017
155	RESOLUTION APPROVING THE REQUEST OF FUNERARIA IDEAL TO PUT UP A FUNERAL SHOWROOM WITH CHAPEL AND MORTUARY AT CALLE GARCIA, POBLACION, URDANETA CITY.	February 14, 2017
158	RESOLUTION CONFIRMING THE APPOINTMENT OF MR. CHRISTIAN M. AGBANLOG AS CITY GOVERNMENT DEPARTMENT HEAD (HRMO) OF THE CITY OF URDANETA.	MARCH 7, 2017
159	RESOLUTION AUTHORIZING MAYOR AMADEO GREGORIO E. PEREZ IV TO ENTER INTO A DEED OF DONATION WITH THE BUREAU OF JAIL MANAGEMENT AND PENOLOGY (BJMP) - URDANETA DISTRICT JAIL INVOLVING 2,325 SQUARE METERS WHERE THE PRESENT DISTRICT JAIL IS SITUATED AND AN ADDITIONAL 520 SQUARE METERS TO SERVE AS A PARKING LOT FOR A TOTAL OF 2,845 SQUARE METERS OF CITY GOVERNMENT-OWNED LAND.	MARCH 7, 2017
162	RESOLUITON CONFIRMING BOARD RESOLUTION NO. 415 S. 2017 OF THE BOARD OF REGENTS RECOMMENDING THE APPROPRIATION/UTILIZATION OF THE 2017 CALAMITY FUND OF THE URDANETA CITY UNIVERSITY FOR THE CONSTRUCTION OF A DISASTER RISK REDUCTION AND MANAGEMENT BUILDING.	MARCH 14, 2017
163	RESOLUTION AUTHORIZING MAYOR AMADEO GREGORIO E. PEREZ IV TO ENTER INTO A MEMORANDUM OF AGREEMENT WITH PHIVOLCS, REPRESENTED BY DIRECTOR RENATO U. SOLIDUM JR., FOR THE ESTABLISHMENT OF STRONG MOTION MONITORING INSTRUMENTS IN URDANETA IN ORDER TO RECORD STRONG SEISMIC EVENTS FROM VARIOUS EARTHQUAKE SOURCES AROUND PANGASINAN.	MARCH 14, 2017
166	RESOLUTION AUTHORIZING MAYOR AMADEO GREGORIO E. PEREZ IV TO ENTER INTO A	MARCH 14, 2017

- MEMORANDUM OF AGREEMENT (MOA) WITH THE OFFICIALS OF THE URDANETA I CENTRAL SCHOOL AND ITS PARENTS-TEACHERS ASSOCIATION (PTA) FOR THE RENTAL SHARING FROM THE PROCEEDS OF THE TWO-STORY COMMERCIAL BUILDING CONSTRUCTED BY THE CITY GOVERNMENT IN FRONT OF THE SCHOOL, AND TO ENTER INTO A CONTRACT OF LEASE WITH THE STALLHOLDERS.
- 176 **RESOLUTION** DIRECTING PANELCO III AS WELL AS CABLE AND TELECOM COMPANIES IN URDANETA TO FIX THE DANGLING WIRES AT THE UNIVERSITY BELT IN BRGY. SAN VICENTE THE SOONEST POSSIBLE, AROUND THE POBLACION AREA IN PREPARATION FOR THE CITY GOVERNMENT'S PROPOSED ONE-WAY TRAFFIC SCHEME BY THE END OF MAY, AND THE REST OF THE CITY BY THE END OF JUNE 2017 APRIL 4, 2017
- 177 **RESOLUTION** APPROVING THE LOCAL SHELTER PLAN OF THE CITY OF URDANETA WITH THE END IN VIEW OF PROVIDING AN AFFORDABLE, SUSTAINABLE, AND DISASTER-PROOF SHELTER FOR ITS CONSTITUENTS MAY 9, 2017
- 181 **RESOLUTION** AUTHORIZING MAYOR AMADEO GREGORIO E. PEREZ IV TO ENTER INTO A MEMORANDUM OF AGREEMENT WITH THE PHILIPPINE RED CROSS (PRC), REPRESENTED BY ITS SECRETARY-GENERAL, ATTY. OSCAR P. PALABYAB, FOR THE IMPLEMENTATION OF THE RED CROSS 143 PROGRAM IN URDANETA. MAY 9, 2017
- 182 **RESOLUTION** CONGRATULATING MS. DEXTER TONETTE INDASEN OF THE URDANETA CITY UNIVERSITY COLLEGE OF LAW FOR HURDLING THE PHILIPPINE BAR EXAMS GIVEN IN NOVEMBER 2016 TO BECOME UCU'S FIRST AND LONE BAR PASSER TO DATE. MAY 9, 2017
- 188 **RESOLUTION** IMPLEMENTING A TRUCK BAN IN POBLACION FROM 6:00 A.M. TO 9:00 P.M. WITH THE EXCEPTION OF DELIVERY TRUCKS CONTAINING PERISHABLE GOODS AND TRUCKS DELIVERING TO BUSINESSES WITH PRIVATE PARKING LOTS. MAY 9, 2017
- 189 **RESOLUTION** PRIORITIZING VENDORS DISPLACED BY THE CLEARING OPERATIONS AT THE BAGSAKAN MARKET IN THE AWARDED OF STALLS PREVIOUSLY LEASED TO DELINQUENT STALLHOLDERS. MAY 23, 2017
- 193 **RESOLUTION** AUTHORIZING CITY MAYOR AMADEO GREGORIO E. PEREZ IV TO ENTER INTO A MEMORANDUM OF AGREEMENT WITH THE NATIONAL FOOD AUTHORITY (NFA) TO ALLOW PURCHASE OF RICE ON CREDIT FOR RELIEF OPERATIONS WHENEVER A STATE OF CALAMITY IS DECLARED. JUNE 6, 2017
- 196 **RESOLUTION** APPROVING THE APPLICATION FOR LOCATIONAL CLEARANCE AND DEVELOPMENT PERMIT OF MR. ROGELIO ESTRADA DANOLI FOR A TWO THOUSAND (2,000) SQUARE METER PROPERTY LOCATED AT BARANGAY NANCAMALIRAN EAST, URDANETA CITY, AND COVERED BY TCT NOS. 026- JUNE 6, 2017

- 2011003890, 026-2011003889, 241548, AND P-47447, FOR THE PURPOSE OF ESTABLISHING A GASOLINE STATION THEREIN.
- 197 **RESOLUTION** RECLASSIFYING A TOTAL OF NINETY-FIVE THOUSAND NINE HUNDRED SEVEN (95,907) SQUARE METERS OF LAND LOCATED AT BARANGAY ANONAS AND COVERED BY TCT NOS. 026-2012003959, 96448, 260942, 260943, AND 5356 FROM AGRICULTURAL TO RESIDENTIAL USE AND GRANTING DEVELOPMENT PERMIT TO CAMELLA URDANETA FOR THE PURPOSE OF A NEW SUBDIVISION PROJECT. JUNE 20, 2017
- 198 **RESOLUTION** ENROLLING THE CITY OF URDANETA IN THE ELECTRONIC PAYMENT AND COLLECTION FACILITIES (EPCF) OF PAG-IBIG FUND AND AUTHORIZING CITY ACCOUNTANT BENEDICTO P. SISON WITH MS. MICHELL L. PASION AND MS. JACQUELINE N. DE GUZMAN OF THE CITY ACCOUNTING OFFICE, TO ELECTRONICALLY REMIT MEMBERSHIP SAVINGS (MS) AND LOAN AMORTIZATIONS OF CITY GOVERNMENT JOB ORDER EMPLOYEES AT LAND BANK OF THE PHILIPINES. JUNE 20, 2017
- 200 **RESOLUTION** APPROVING THE PURCHASE OF A SECOND-HAND MOTOR VEHICLE FOR USE IN THE OFFICE OF THE CITY VICE-MAYOR IN ORDER TO FACILITATE THE DELIVERY OF PUBLIC SERVICE. JUNE 27, 2017
- 201 **RESOLUTION** ADOPTING THE MANIFESTO AGREED UPON BY THE HONORABLE MEMBERS ON JUNE 20, 2017, AS PART OF THE INTERNAL RULES OF THE 7TH SANGGUNIANG PANLUNGSOD OF URDANETA JUNE 27, 2017
- 204 **RESOLUTION** AUTHORIZING CITY MAYOR AMADEO GREGORIO E. PEREZ IV TO ENTER INTO A MEMORANDUM OF AGREEMENT WITH UNION GALVASTEEL CORPORATION FOR THE REHABILITATION OR CONSTRUCTION OF POLICE OUTPOSTS AND WAITING SHEDS IN THE CITY OF URDANETA. JULY 4, 2017
- 206 **RESOLUTION** APPROVING THE SUPPLEMENTAL ANNUAL INVESTMENT PROGRAM (AIP) OF THE CITY OF URDANETA FOR CY 2017 WITH A TOTAL AMOUNT OF THIRTY-SIX MILLION SEVEN HUNDRED NINETY THOUSAND EIGHT HUNDRED SEVENTY-EIGHT PESOS (P36,790,878.00). JULY 4, 2017
- 209 **RESOLUTION** AUTHORIZING THE LOCAL CHIEF EXECUTIVE, FOR AND ON BEHALF OF THE CITY GOVERNMENT, TO ENTER INTO A MEMORANDUM OF AGREEMENT WITH THE DEPARTMENT OF AGRICULTURE - REGIONAL OFFICE NO. 1 AND THE AGRICULTURE AND FISHERY COUNCIL (AFC) FOR THE IMPLEMENTATION OF THE MULTI-PURPOSE DRYING PAVEMENT FOR BRGY. MABANOBOG. JULY 25, 2017
- 210 **RESOLUTION** AUTHORIZING THE LOCAL CHIEF EXECUTIVE, FOR AND ON BEHALF OF THE CITY GOVERNMENT, TO ENTER INTO A MEMORANDUM OF AGREEMENT WITH THE URDANETA CITY NATIONAL HIGH SCHOOL FOR THE WORK IMMERSION PROGRAM JULY 25, 2017

- OF ITS SENIOR HIGH SCHOOL STUDENTS .
- 211 **RESOLUTION** AUTHORIZING THE LOCAL CHIEF EXECUTIVE, FOR AND ON BEHALF OF THE CITY GOVERNMENT, TO ENTER INTO A MEMORANDUM OF AGREEMENT WITH URDANETA CITY'S NATIONALIZED HIGH SCHOOLS THAT ARE K-12 IMPLEMENTORS FOR THE WORK IMMERSION PROGRAM OF THEIR SENIOR HIGH SCHOOL STUDENTS. JULY 25, 2017
- 212 **RESOLUTION** RECLASSIFYING TWO THOUSAND EIGHT HUNDRED SIXTY-SIX (2,866) SQUARE METER LOT LOCATED AT BRGY. NANCAYASAN FROM AGRICULTURAL TO COMMERCIAL USE FOR THE CONSTRUCTION OF A RESORT AND HOTEL OWNED BY MS. LETECIA MONTALES AND MR. EDWIN PAMINTUAN. JULY 26, 2017
- 213 **RESOLUTION** APPROVING THE LETTER OF INTENT OF THE MEGAMART MALLS & SHOPPING CENTER INC. TO DEVELOP *BAGSAKAN* MARKET INTO A MODERN MARKET MALL ON A LEASE TERM CONTRACT THAT IS ADVANTAGEOUS TO THE CITY GOVERNMENT OF URDANETA. JULY 26, 2017
- 214 **RESOLUTION** AUTHORIZING THE LOCAL CHIEF EXECUTIVE TO ACCEPT OTHER LETTERS OF INTENTS AND PROJECT PROPOSALS FROM INTERESTED PERSONS OR COMPANIES TO DEVELOP THE *BAGSAKAN* MARKET INTO A MODERN MARKET MALL ON A LEASE TERM CONTRACT THAT IS ADVANTAGEOUS TO THE CITY. JULY 26, 2017
- 218 **RESOLUTION** ADOPTING VARIOUS SOCIAL TECHNOLOGY PROGRAMS AND PROJECTS FOR IMPLEMENTATION BY THE CITY GOVERNMENT OF URDANETA THROUGH ITS SOCIAL WELFARE & DEVELOPMENT OFFICE August 1, 2017
- 219 **RESOLUTION** AUTHORIZING THE LOCAL CHIEF EXECUTIVE TO ENTER INTO A MEMORANDUM OF UNDERSTANDING WITH THE URDANETA I CENTRAL SCHOOL FOR A SHARING SYSTEM OF THE RENTALS COLLECTED FROM THE TWO (2) STORY COMMERCIAL BUILDING ON THE NORTH SIDE OF THE SCHOOL August 1, 2017
- 222 **RESOLUTION** AUTHORIZING CITY MAYOR AMADEO GREGORIO E. PEREZ IV TO ENTER INTO AN AGREEMENT WITH THE WINNING BIDDER OF THE PROPOSED *BAGSAKAN* MARKET MALL, PROVIDED, HOWEVER, THAT SAID AGREEMENT WILL BE SUBMITTED TO THIS AUGUST BODY FOR ITS SCRUTINY AND APPROVAL August 14, 2017
- 223 **RESOLUTION** AUTHORIZING MAYOR AMADEO GREGORIO E. PEREZ IV TO ALLOW THE TEMPORARY USE OF THE CITY GOVERNMENT'S VACANT SPACE FROM THE MAGIC MALL ANNEX/PARKING SPACE TO THE URDANETA I CENTRAL SCHOOL TO INTERESTED PARTIES TO SERVE AS A *BARATILLO* OR BAZAAR FROM OCTOBER 15, 2017 TO JANUARY 15, 2018 IN VIEW OF THE CITY FIESTA AND THE HOLIDAY SEASON August 15, 2017

225	RESOLUTION GRANTING PRELIMINARY APPROVAL AND LOCATIONAL CLEARANCE (PALC) AND DEVELOPMENT PERMIT TO THE VISTA LAND COMPANY FOR THE PURPOSE OF ITS NEW CAMELLA URDANETA SUBDIVISION PROJECT	AUGUST 22, 2017
227	RESOLUTION AUTHORIZING ACTING CITY VICE-MAYOR JIMMY D. PARAYNOTO SIGN ALL CHECKS, WARRANTIES, DRAFTS, AND ISSUANCES CHARGEABLE AND ACCRUING TO THE FUNDS OF THE SANGGUNIANG PANLUNGSOD OF URDANETA, AND TO TRANSACT BUSINESS WITH THE LAND BANK OF THE PHILIPPINES UNDER THE CITY'S GENERAL FUND ACCOUNT FROM AUGUST 29 TO SEPTEMBER 3, 2017, PURSUANT TO THE PROVISIONS OF REPUBLIC ACT 7160	AUGUST 29, 2017
229	RESOLUTION AUTHORIZING CITY MAYOR AMADEO GREGORIO E. PEREZ IV TO ENTER INTO A MEMORANDUM OF AGREEMENT WITH THE ENVIRONMENTAL MANAGEMENT BUREAU-DEPARTMENT OF ENVIRONMENT AND NATURAL RESOURCES (EMB-DENR) RELATIVE TO THE IMPLEMENTATION OF THE ECOLOGICAL SOLID WASTE MANAGEMENT PROGRAM OF THE CITY	September 5, 2017
233	RESOLUTION DIRECTING THE BARANGAY OFFICIALS OF URDANETA TO MONITOR AND REPORT ANY ILLEGAL GRAINS TRADERS WHO PLY THEIR TRADE HERE WITHOUT SECURING THE NECESSARY CLEARANCE FROM THE BARANGAY AND BUSINESS PERMIT FROM THE CITY	September 19, 2017
236	RESOLUTION NULLIFYING THE LEASE CONTRACT ENTERED INTO BY THE CITY GOVERNMENT AND THE URDANETA BUILDERS & REALTY CORP. ON JUNE 13, 2012 AND EXTENDED BY A CONFIRMATION AGREEMENT ON JUNE 2014 FOR BEING A ONE-SIDED, OVERLY ONEROUS, AND UNCONSCIONABLE CONTRACT	September 19, 2017
239	RESOLUTION APPROVING THE SUPPLEMENTAL ANNUAL INVESTMENT PROGRAM (AIP) OF THE CITY OF URDANETA FOR CY 2017 IN THE AMOUNT OF TWENTY-FIVE MILLION SIX HUNDRED SIXTY-TWO THOUSAND AND SIXTY-THREE PESOS (PHP25,662,063.00)	September 26, 2017
240	RESOLUTION AUTHORIZING MAYOR AMADEO GREGORIO E. PEREZ IV TO ALLOW THE BOY SCOUTS OF THE PHILIPPINES (BSP) TO USE A PARCEL OF LAND AT THE CITY-OWNED CHILDREN'S PLAYGROUND IN GRACIA VILLAGE, BRGY. NANCAYASAN, FOR THE PURPOSE OF CONSTRUCTING AN ADMINISTRATIVE BUILDING FOR THE EASTERN PANGASINAN COUNCIL	September 26, 2017
272	RESOLUTION PRESCRIBING THE MONTHLY RENTAL RATE FOR THE CITY GOVERNMENT-OWNED TWO-STORY CENTRAL COMMERCIAL BUILDING AT P6,000 FOR FIRST FLOOR STALLS AND P4,000 FOR SECOND FLOOR STALLS PLUS P20,000 GOODWILL PAYMENT FOR	November 7, 2017

	EVERY STALL	
273	RESOLUTION ADOPTING THE COMPREHENSIVE LOCAL JUVENILE INTERVENTION PROGRAM (CLJIP) FOR 2018-2022 OF THE CITY SOCIAL WELFARE AND DEVELOPMENT OFFICE FOR IMPLEMENTATION IN URDANETA	November 7, 2017
312	RESOLUTION ENDORSING THE EXTENSION OF SERVICE OF MS. SANIATA A. ELEGORES, CITY TREASURER OF URDANETA, TO THE HON. CARLOS DOMINGUEZ III, SECRETARY OF THE DEPARTMENT OF FINANCE, THRU MR. NIÑO RAYMOND B. ALVINA, OIC-EXECUTIVE DIRECTOR OF THE BUREAU OF LOCAL GOVERNMENT FINANCE	NOVEMBER 21, 2017
313	RESOLUTION REDUCING THE PANEL FEES BEING COLLECTED BY THE URDANETA CITY UNIVERSITY FROM ITS STUDENTS FROM P35,000 TO P10,000 FOR THE MASTERAL AND FROM P40,000 TO P15,000 FOR THE DOCTORAL TO COMPLY WITH THE AUDIT OBSERVATION MEMORANDUM (AOM) FROM THE OFFICE OF THE AUDIT TEAM LEADER OF THE COMMISSION ON AUDIT (COA) IN URDANETA	NOVEMBER 21, 2017
320	RESOLUTION AUTHORIZING CITY MAYOR AMADEO GREGORIO E. PEREZ IV TO ENTER INTO A MEMORANDUM OF AGREEMENT WITH NATIONAL ORGANIC AGRICULTURE BOARD AND THE DEPARTMENT OF AGRICULTURE - REGIONAL FIELD OFFICE 1 FOR THE IMPLEMENTATION OF A DEMO FARM ON ORGANIC MUSHROOM PRODUCTION AND TRAINING CENTER IN URDANETA	NOVEMBER 29, 2017
321	RESOLUTION COMMENDING J/CHIEF INSP. ROQUE CONSTANTINO SISON III, DISTRICT JAIL WARDEN OF THE MALE DORMITORY IN URDANETA, FOR BEING AWARDED THE SUSTINIDONG PAGLILINIS NG BILANGGUAN (SPB) SEAL BY THE BUREAU OF JAIL MANAGEMENT AND PENOLOGY (BJMP)	NOVEMBER 29, 2017
322	RESOLUTION AUTHORIZING CITY MAYOR AMADEO GREGORIO E. PEREZ IV AND THE CITY TRASURER TO OPEN TWO (2) NEW CHECKING ACCOUNTS AT THE LANDBANK-URDANETA BRANCH TO COMPLY WITH THE IMPLEMENTATION OF AUTO-CREDIT PAYMENT SCHEME TO HEALTH CARE INSTITUTION	NOVEMBER 29, 2017
324	RESOLUTION APPROVING THE SUPPLEMENTAL ANNUAL INVESTMENT PROGRAM (AIP) OF THE CITY OF URDANETA FOR CY 2016 WITH A TOTAL AMOUNT OF FOUR MILLION NINE HUNDRER FOURTEEN THOUSAND EIGHT HUNDRED EIGHT PESOS (P4,914,808.00)	NOVEMBER 29, 2017
325	RESOLUTION EXPRESSING THE HEARTFELT SYMPHATHIES AND DEEPEST CONDOLENCES OF THE 7 TH SANGGUNIANG PANLUNGSOD AND THE CITY GOVERNMENT OF URDANETA TO THE BEREAVED FAMILY OF THE LATE FORMER CITY VICE-MAYOR	December 6, 2017

- HIGINIO “BOY” A. AGSALUD, WHO PASSED AWAY AT THE AGE OF 77 DUE TO PULMONARY EMBOLISM
- 328 **RESOLUTION** AUTHORIZING CITY MAYOR AMADEO GREGORIO E. PEREZ IV TO ENTER TO A SUPPLEMENTAL MEMORANDUM OF AGREEMENT WITH THE DEPARTMENT OF SOCIAL WELFARE AND DEVELOPMENT - FIELD OFFICE 1 FOR THE IMPLEMENTATION OF LIVELIHOOD PROJECTS OF SUSTAINABLE LIVELIHOOD PROGRAM (SLP) PARTICIPANTS IN URDANETA
DECEMBER 14, 2017
- 329 **RESOLUTION** AUTHORIZING CITY MAYOR AMADEO GREGORIO E. PEREZ IV TO ENTER INTO A MEMORANDUM OF AGREEMENT WITH THE DEPARTMENT OF HEALTH- REGIONAL OFFICE 1 FOR THE IMPLEMENTATION OF THE COMMUNITY-BASED REHABILITATION PROGRAM IN BARANGAYS SAN VICENTE AND SAN JOSE IN THE AMOUNT OF FOUR HUNDRED THOUSAND PESOS (P400,000.00) UNDER THE DANGEROUS DRUGS ABUSE PREVENTION AND TREATMENT PROGRAM (DDAPTP)
DECEMBER 14, 2017
- 332 **RESOLUTION** RECLASSIFYING THE FIFTY EIGHT THOUSAND TWO HUNDRED THIRTY-SEVEN (58,237) SQUARE METER LOT LOCATED AT BARANGAY CATABLAN AND OWNED BY 3M PANGASINAN PROPERTIES AND DEVELOPMENT CORPORATION FROM AGRICULTURAL TO INDUSTRIAL USE FOR THE PURPOSE OF PUTTING UP WAREHOUSES
DECEMBER 20, 2017
- 333 **RESOLUTION** AUTHORIZING THE LOCAL CHIEF EXECUTIVE TO ENTER INTO A MEMORANDUM OF AGREEMENT WITH RHODENES ENTERPRISE FOR THE LEASE AND USE OF A PORTION OF THE URDANETA CITY ENGINEERED SANITARY LANDFILL, PROVIDED, HOWEVER , THAT THE TERMS OF THE SAID AGREEMENT SHALL BE CONFIRMED BY THIS AUGUST BODY TO MAKE IT LEGAL AND BINDING
DECEMBER 27, 2017