




-  Composite
-  Search
-  Menu

Men's Sports

Baseball

Schedule

Roster

Stats

Basketball

Schedule

Roster

Stats

Cross Country

Schedule

Roster

Stats

Football

Schedule

Roster

Stats

Golf

Schedule

Roster

Stats

Soccer

Schedule

Roster

Stats

Swimming & Diving

Schedule

Roster

Stats

Tennis

Schedule

Roster

Stats

Track & Field

Schedule

Roster

Stats
Water Polo
Schedule
Roster
Stats
Women's Sports
Basketball
Schedule
Roster
Stats
Cross Country
Schedule
Roster
Stats
Golf
Schedule
Roster
Stats
Lacrosse
Schedule
Roster
Stats
Soccer
Schedule
Roster
Stats
Softball
Schedule
Roster
Stats
Swimming & Diving
Schedule
Roster
Stats
Tennis
Schedule
Roster
Stats
Track & Field
Schedule
Roster
Stats

Volleyball

Schedule

Roster

Stats

Water Polo

Schedule

Roster

Stats

Inside Athletics

Contact Us

Quick Facts

Mission Statement

Tiger Club

Hall of Fame

SCIAC

History and Traditions

Compliance

Community Pass

You Can Play

Getting Here

FAR

Aerial Tour of Occidental

EADA Report

Camps

Facilities

Sports Medicine

Club Sports

Intramurals

Recruits

Buy Photos

Schedule

Watch Live

- Recruits
- Tiger Club
- Hall of Fame
- oxy.edu

-  Twitter
-  Facebook
-  Instagram
-  Youtube

- [Home](#)
- [Roster](#)
- [Schedule](#)
- [Coaches](#)
- [More+](#)
 - [News](#)
 - [Donate](#)
 - [Recruits](#)
 - [Records](#)
 - [Oxy Track Hall of Fame](#)

Oxy Distance Carnival Spring Break Classic - 3/9/2019

Oxy Distance Carnival Spring Break Classic

Occidental College

Results

Women 100 Meter Dash

Name	Year School	Finals	Wind	H#
Finals				
1 Tao, Yanan	SR Team China 2	12.09	0.7	1
2 Carrigan, Shyanne	FR Cerritos	12.40	0.7	1
3 Stallman, Holly	SO SD Mesa	12.41	0.7	1
4 Davis, Alona	FR Cerritos	12.47	0.7	1
5 Porter, LaShauna	JR Occidental	12.53	0.7	1
6 Alugbue, Precious	FR Cerritos	12.61	2.4	2
7 Brazil, Briann	FR Antelope Val	12.69	2.4	2
8 Smith, Tatiana	FR Canyons	12.76	2.4	2
9 Calhoun, Aria	FR West Los Ang	12.82	0.7	1
10 Wu, Gianna	SR Pomona-Pitze	12.89	2.4	2
11 Jones, Imani	SO Cerritos	12.99	0.7	1
11 Jackson, Debora	FR Cerritos	12.99	2.4	2
13 Fujisaki, Tessa	SO Pomona-Pitze	13.08	0.3	3
14 Griffith, Sabrine	JR Claremont-Mu	13.09	0.3	3
15 Walker, Kayla	FR SD Mesa	13.25	1.1	4
16 Lattimore, Kara	SO Santa Ana	13.30	0.3	3
17 Smith, Justice	FR Cerritos	13.39	2.4	2
18 Hester, Leslie	FR West Los Ang	13.54	1.1	4
19 William, Tiffany	Unattached	13.55	0.3	3
20 Woods, Latheria	SO Cerritos	13.56	1.1	4
21 Christenson, Lilly	FR Ventura	13.59	0.3	3
22 Orna, Clarissa	SO Cerritos	13.71	-1.0	5
23 Atkins, Erica	Prince Mumba	13.78	-1.0	5
24 McCabe, Bree	SO Bakersfield	13.94	0.3	3
25 Fang, Camille	FR Chabot	13.95	1.1	4
26 Hess, Emily	JR The Masters	14.06	-1.0	5
27 West, Shenise	FR Fullerton	14.21	0.6	6
28 Watt, Amy	JR Pomona-Pitze	14.37	1.1	4
29 Lytle, Brianna	Unattached	14.61	-1.0	5
30 Ramos, Kayla	Prince Mumba	14.64	-1.0	5
31 Nolin, Delaney	Unattached	18.23	0.6	6

Women 400 Meter Dash

Name	Year School	Finals	H#
1 MO, Jiadie	SR Team China 2	55.59	1
2 Huang, Jiaxin	SR Team China 2	55.91	1
3 Pan, Gaoqin	SR Team China 2	55.97	1
4 Huang, Yan	SR Team China 2	57.03	1
5 Morrison, Nevada	Unattached	58.10	2
6 Moya, Janeth	SR Cal St. Los	58.38	2
7 Nalbandyan, Seanna	SO The Masters	58.46	2
8 Kerr, Rylee	FR Saddleback	59.41	3
9 Xiao, Yan	SR Team China 2	59.60	1
10 Espe, Elyse	SO Whittier	1:00.29	2
11 Turner, Alycia	FR Saddleback	1:00.33	4
12 Braden, Dericka	SO Cal St. Los	1:00.82	3
13 Shepherd, Laurel	FR Cerritos	1:01.78	3
13 Richards, Sophie	JR Pomona-Pitze	1:01.78	2
15 Griffith, Nora	SO Caltech	1:01.99	3
16 Nance, Glenn	SO Cerritos	1:02.08	2

17 Hill, Aja	FR West Los Ang	1:02.29	4
18 Salomon, Daphne	SO Hope Int'l	1:02.49	4
19 Ruesga, Sophia	FR Hope Int'l	1:02.89	4
20 burgos, giselle	JR Unattached	1:02.98	2
21 Funes, Isabella	SO Occidental	1:03.12	5
22 Currie, Joycelind	SO Bakersfield	1:03.27	3
23 Victoria, Alicia	FR Fullerton	1:03.30	7
24 Ashley, Amelia	SR Occidental	1:03.34	5
25 Ransom, Lisa	FR Soka	1:03.72	4
26 Francis, Lia	JR Pomona-Pitze	1:03.84	6
27 Garcia, Salina	SR Hope Int'l	1:04.34	3
28 Shimamoto, Kate	FR Pomona-Pitze	1:04.38	5
29 Weiden, Skyler	FR SD Mesa	1:05.24	5
30 Esparza, Noemi	SO Bakersfield	1:05.45	4
31 Helsley, Brianna	SO Canyons	1:05.49	6
32 Nosler, Carli	FR SD Mesa	1:05.72	5
33 Guardado, Danielle	JR Whittier	1:05.93	5
34 Benze, Krista	FR Fort Lewis	1:06.23	4
35 Pinczower, LuLu	FR Pomona-Pitze	1:06.37	5
36 Lytle, Brianna	Unattached	1:06.63	6
37 Newsome, Tamear	FR Antelope Val	1:07.05	7
38 Fee, Koyote	SO Occidental	1:07.72	6
39 Summers, Megan	FR Whittier	1:08.49	6
40 Lennon, Victoria	FR Bakersfield	1:09.27	6
41 Nolin, Delaney	Unattached	1:25.63	7
-- Ding, Yirui	SR Team China 2	DNF	1

Women 800 Meter Run

Name	Year School	Finals	H#
1 Conde, Arielly	Cal Coast Tr	2:13.31	1
2 Duquette, Brittney	JR Cal St. East	2:13.69	1
3 Covarrubias, Anahy	SR Whittier	2:13.93	1
4 Good, Megan	SO Saddleback	2:14.25	1
5 McGrath, Dana	FR Saddleback	2:15.06	1
6 Cleyet-Merie, B r onice	Prince Mumba	2:17.85	2
7 Linkus, Rosie	FR Pomona-Pitze	2:18.34	1
8 Lugo, Gabriella	SO Bakersfield	2:18.86	1
9 Tafoya, Brieanna	FR Ventura	2:19.25	3
10 Morales, Hannah	Unattached	2:19.51	2 2:19.510
10 Salomon, Daphne	SO Hope Int'l	2:19.51	1 2:19.510
12 Hakala, Natalie	JR Concordia (C	2:20.67	2
13 Rogers, Shelby	FR Biola	2:20.76	1
14 Perez, Tatum	JR Fresno Pacif	2:20.94	1
15 Harris, Rebecca	JR Cal St. Los	2:21.04	2
16 Stacy, Siena	FR Biola	2:22.27	2
17 Bolwarinwa, Titilola	SO Santa Clara	2:22.88	2
18 Sargent, Saylor	SO Fort Lewis	2:23.50	2
19 Howell, Shannon	FR Biola	2:24.11	2
20 Milner, Savannah	FR Cal St. San	2:24.41	3
21 Deutsch, McKenzie	SR Claremont-Mu	2:24.87	3
22 Melendez, Ariel	Unattached	2:24.90	4
23 Chacon, Sarah	JR Fort Lewis	2:25.54	3
24 Jackson, Khiely	JR Santa Clara	2:26.38	2
25 Marasigan, Michelle	SR Caltech	2:27.07	3
26 Lekven, Cayleigh	SO Occidental	2:28.21	3
27 Perez, Jasmine	FR SD Mesa	2:29.10	2
28 Rodriguez, Carissa	SR Unattached	2:29.63	2
29 Avila, Miranda	FR Cal St. San	2:29.91	3
30 Arevalo, Michelle	FR Cal St. San	2:31.40	4
31 Macias, Victoria	Impala Racin	2:31.64	3
32 Benze, Krista	FR Fort Lewis	2:34.39	4

33	Fernandez, Kami	JR Redlands	2:34.76	3	2:34.760
33	Negro, Jazmin	SO Glendale	2:34.76	2	2:34.760
35	Gudavalli, Sirisha	SO Caltech	2:35.08	4	
36	Azpeitia, Monique	SO Santa Ana	2:35.41	3	
37	Allen, Ashlynn	FR Redlands	2:35.87	4	
38	Perez, Rebeca	FR Fullerton	2:36.14	4	
39	Campbell, Christina	SR Cal St. San	2:36.85	3	
40	Marroquin, Maria	FR Santa Ana	2:37.65	4	
41	Garcia, Sierra	FR Chabot	2:48.55	4	
42	Ruesga, Sophia	FR Hope Int'l	2:54.23	4	
43	Deroo, Samantha	FR West Los Ang	2:59.00	5	

Women 1500 Meter Run

Name	Year	School	Finals	H#
1	makau, faith	SR Unattached	4:26.90	1
2	Narvaez, Ana Cristina	Ejercito Mex	4:29.04	1
3	Monoszlay, Casey	SR Cal Poly Pom	4:31.74	1
4	Renaud, Emilie	FR Cal Baptist	4:33.75	1
5	Novak, Natalia	SO Cal Baptist	4:35.95	1
6	LaBeaud, Natasha	SR Canada	4:39.71	1
7	Ghiorso, Arianna	FR The Masters	4:40.52	1
8	Ferron, Kayla	The Janes El	4:42.22	1
9	Hawkins, Fiona	SO Unattached	4:43.21	2
10	Nabholz, Janie	SO Santa Clara	4:44.16	1
11	Covington, Hannah	FR Santa Clara	4:45.32	2
12	Waterhouse, Sabrina	Unattached	4:45.39	1
13	Ordeman, Elizabeth	Strawberry C	4:46.50	2
14	mohandas, archana	JR Unattached	4:46.65	2
15	D'Atri, Marissa	FR San Diego St	4:48.16	1
16	Morris, Calene	The Janes El	4:50.35	1
17	Lugo, Gabriella	SO Bakersfield	4:51.02	2
18	DiBari, Genevieve	FR Pomona-Pitze	4:51.18	2
19	Romero, Daisy	SO Glendale	4:52.02	2
20	Kelly, Ann	JR Loyola Marym	4:52.38	1
21	McCullough, Bevin	SR Santa Clara	4:55.14	2
22	Orrock, Lara	FR Cal Baptist	4:55.75	1
23	Cadena, Desiree	SO Redlands	4:55.80	2
24	Andrews, Mary	FR Cal Baptist	4:58.16	3
25	Guerrero, Brianna	JR Fresno Pacif	4:58.91	2
26	West, Sophia	FR Pomona-Pitze	4:59.04	3
27	Sloan, Caroline	FR Embry-Riddle	4:59.94	4
28	Elliott, McKenzie	FR Biola	5:00.48	2
29	Kivela, Ariel	SO Pomona-Pitze	5:00.58	3
30	Amburgey, Caitlin	JR Cal St. East	5:01.04	1
31	Liles, Sophia	SO Claremont-Mu	5:02.13	3
32	Gonzalez Macias, Andrea	SO West Los Ang	5:02.14	2
33	Green, Julia	SR Santa Clara	5:05.19	3
34	Mohan, Mira	Cal Poly DC	5:05.27	4
35	Bartlett, Anna	FR Cal Baptist	5:06.51	3
36	Wayne, Gabi	SO Occidental	5:06.56	3
37	Cosca, Charlotte	FR Unattached	5:07.01	4
38	Curley, Angel	FR Fort Lewis	5:07.60	2
39	Porter, Cayla	FR Saddleback	5:09.34	3
40	Evans, Carissa	FR Embry-Riddle	5:09.68	4
41	Macias, Victoria	Impala Racin	5:09.96	3
42	Drake-Tripp, Ana	SR Unattached	5:10.06	4
43	Cox, Jeanie	FR Whittier	5:10.26	5
44	Castillo, Teresa	3 Unattached	5:11.64	2
45	Elder, Dorothy	FR Fort Lewis	5:11.90	3
46	Versen, Theresa	SO Claremont-Mu	5:12.15	4
47	Ledesma, Melissa	SR Biola	5:12.30	2

48	Neumann, Megan	FR Biola	5:12.43	5
49	Mount-Cors, Madeleine	SO Pomona-Pitze	5:12.47	4
50	Kohlbrenner, Amy	FR Cal Poly Pom	5:13.00	3
51	Stephan, Sophia	JR Cal Poly Pom	5:13.58	2
52	Gutierrez, Melissa	SR Caltech	5:13.74	3
53	Ziranda, Justine	FR Cal St. San	5:14.16	4
54	Simon, Leslie	Go the Dista	5:14.83	4
55	Hunner, Hailey	FR Saddleback	5:15.13	4
56	Chacon, Sarah	JR Fort Lewis	5:15.39	4
57	Espinosa, Alexis	JR Cal St. San	5:16.37	5
58	Beedy, Chloe	FR Cal Baptist	5:17.63	5
59	Rodriguez, Carissa	SR Unattached	5:17.84	2
60	Marroquin, Maria	FR Santa Ana	5:18.00	5
61	Flores, Ashley	JR Loyola Marym	5:18.11	4
62	Castro, Rosalina	SO Glendale	5:18.30	3
63	Gonzalez, Celeste	SO Canyons	5:18.49	4
64	Donnelly, Elizabeth	FR Whittier	5:19.08	3
65	Perez, Rebeca	FR Fullerton	5:19.15	4
66	Morales, Holly	FR Saddleback	5:19.16	4
67	Ponzio, Anna	FR Pomona-Pitze	5:19.41	4
68	Little-Diop, Anaiiah	FR Occidental	5:19.48	5
69	Rodriguez, Kylie	SR Cal Lutheran	5:20.60	5
70	Garcia, Eliana	FR Whittier	5:20.90	5
71	Sargent, Saylor	SO Fort Lewis	5:21.67	6
72	Hernandez, Darilyn	SO San Bernardi	5:27.35	3
73	McAfee, Thea	FR Pomona-Pitze	5:27.69	5
74	Ikeda, Kelsi	SO Whittier	5:27.84	6
75	Toarmina, Abigail	FR Cal St. San	5:29.08	6
76	Furth, Ellie	FR Occidental	5:30.11	4
77	Lawrence, Sophie	FR Pomona-Pitze	5:30.50	6
78	Duston, Samantha	Unattached	5:30.70	3
79	Santora, Alexandra	Unattached	5:30.78	5
80	Rivas, Ashley	FR Cal St. Los	5:32.63	6
81	Alvarez, Gabby	Cal Poly DC	5:32.97	4
82	Veasy, Carly	JR Redlands	5:33.30	3
83	Celebi, Ajda	SO Occidental	5:33.75	5
84	Cruz, Lourdes	SO Bakersfield	5:34.11	5
85	Kim, Elena	SO Pomona-Pitze	5:34.77	6
86	Baggs, Cameron	SR Cal Lutheran	5:35.31	6
87	Silva, Kristal	FR Moorpark	5:35.98	5
88	Lopez, Joanna	SO Unattached	5:36.94	6
89	Littman, Jamie	FR Caltech	5:37.15	6
90	Aguilar, Mixtli	Fleet Feet Track	5:38.37	6
91	Lambros, Antigone	FR Occidental	5:38.59	6
92	Mitchell, Nell	Unattached	5:43.25	6
93	Rodriguez, Fiona	FR Moorpark	5:48.45	6
94	Mendoza, Gabrielle	JR Cal St. Los	5:50.15	6
95	Fernandes, Kiani	SO San Bernardi	5:51.25	6
96	Torres, Samantha	FR Cal Lutheran	5:52.57	6
97	Azpeitia, Monique	SO Santa Ana	5:54.04	5
98	Brown, Caitlyn	Unat-Imperia	5:54.37	5
99	O'Campo, Angela	FR San Bernardi	5:54.91	6
100	Cabrera, Dulce	SO Cal St. Los	6:00.92	6
101	Lopez-Guzman, Debora	SO Cerritos	6:07.93	6
102	Armendariz, Lilly	SO San Bernardi	6:13.58	6
--	Czerwinska, Amelia	SR Cal Baptist	DNF	5
--	Janes, Allison	FR Cal Baptist	DNF	5

Women 5000 Meter Run

Name	Year School	Finals	H#
1 Somogyi, Anett	JR Cal Baptist	16:26.78	1

2	Smith, Makenna	Valor TC	16:29.63	1	
3	Albertson, Chelsey	Cal Coast Tr	16:40.46	1	
4	Sanchez, Valerie	Valor Track	16:54.29	1	
5	Pearce, Weslie	Cal Coast Tr	16:56.75	1	
6	Mate, Anna	FR Cal Baptist	16:56.91	1	
7	Ronquillo, Angelina	SO Cal St. East	17:09.37	1	
8	Rosales-Coria, Brenda	SO West Los Ang	17:15.49	1	
9	Sanderson, Jenny	SR Dukes Track	17:17.10	1	
10	Dorn, Keili	SR Embry-Riddle	17:20.82	1	
11	Danforth, Kyla	SR Loyola Marym	17:21.69	1	
12	Masedo, Giselle	SR Loyola Marym	17:23.39	1	
13	Iznerowicz, Karolina	FR Cal Baptist	17:24.99	1	
14	Dalton, Anna	Unattached	17:28.70	1	
15	Larson, Elise	SR Azusa Pacifi	17:31.10	1	
16	Ladanyi, Fruzsina	JR Cal Baptist	17:35.34	1	
17	Johnson, Abby	SO Claremont-Mu	17:36.30	1	
18	Hamilton, Lauren	JR Pomona-Pitze	17:36.86	1	
19	McCurry, Emma	SO Santa Clara	17:37.31	1	
20	Marsh, Natalie	SR Claremont-Mu	17:39.69	1	
21	Obermeyer, Noelani	SO Santa Clara	17:40.24	1	
22	Martin, Malea	SR Claremont-Mu	17:40.95	1	
23	Landa, Mackenzie	SR Azusa Pacifi	17:41.07	1	
24	Harmon, Riley	FR Claremont-Mu	17:41.10	1	
25	Balavaneda, Kaylie	SR Cal St. San	17:42.08	1	
26	Fernandez, Lorraine	SR Cal Poly Pom	17:51.83	1	
27	Cardillo, Lila	FR Pomona-Pitze	17:52.65	1	
28	Fisher, Claire	SO Cal St. East	17:53.41	2	
29	Pineda, Michelle	SR Cal St. San	17:54.85	1	
30	King, Sarah	SO Santa Clara	17:55.95	1	
31	Hines, Raina	FR Loyola Marym	17:56.62	1	
32	Betart, Anahi	Unattached	17:56.78	1	
33	Hu, Claire	SO Caltech	17:58.33	1	
34	Paula Guerrero, Maria	FR Cal Baptist	18:01.27	1	
35	Mason, Mackenna	SO Biola	18:01.59	1	
36	Palumbo, Linda	FR Cal Baptist	18:03.58	1	
37	Ransom, Emily	SR Biola	18:04.57	1	
38	Pulliam, Micaela	JR Biola	18:07.33	2	
39	Msall, Matilda	SR Claremont-Mu	18:08.27	2	
40	Gitlin, Sophie	FR Claremont-Mu	18:08.29	2	
41	Ruelas, Monica	SO Hartnell	18:09.99	2	
42	Kliwer, Elli	FR Cal Poly Pom	18:10.26	2	
43	Reyes, Amanda	JR Biola	18:10.78	2	
44	Catena, Grace	FR Loyola Marym	18:12.53	2	
45	Kopf, Ellie	SO Santa Clara	18:12.88	2	
46	Button, Brooklyn	FR Claremont-Mu	18:14.26	2	
47	Jones, Rhylyn	FR Fort Lewis	18:14.82	2	
48	Fata, Chloe	Run With Us	18:15.78	1	18:15.780
48	Jones, Dulcie	SO Claremont-Mu	18:15.78	2	18:15.780
50	Hopkins, Hannah	JR Concordia (C	18:15.86	2	
51	Ferrufino, Jocelyne	The Janes El	18:16.28	2	
52	Ruiz, Rebecca	Mt. Sac	18:16.62	2	
53	Haynes, Clara	FR Biola	18:19.94	2	
54	Semone, Lucie	SO Santa Clara	18:21.27	2	
55	Lim, Kayla	SO Occidental	18:22.50	2	
56	Burton, Olivia	FR Ventura	18:22.51	2	
57	Blevins, Morgan	SO Claremont-Mu	18:23.77	2	
58	Cocales, Claire	FR Santa Clara	18:24.48	2	
59	Ereso, Rachel	JR Cal Lutheran	18:24.73	2	
60	Montoya, Breeana	JR Fresno Pacif	18:26.69	2	
61	McDonald, Lindsey	KC Smoke	18:26.74	2	
62	Perez-Cazarez, Jennifer	SO Glendale	18:27.59	1	
63	Gee, Rachel	JR Cal St. San	18:27.87	1	
64	Waller, Kaili	SR Biola	18:29.25	2	

65	Romero, Andrea	JR Cal St. East	18:32.54	2
66	Murrietta, Danielle	SR Unattached	18:35.26	2
67	Wendle, Claire	SR Unattached	18:37.69	3
68	Quezada, Olivia	SO West Los Ang	18:38.34	2
69	Duarte, Beatriz	SO Avutc	18:40.27	3
70	Thurber, Sabrina	SR Occidental	18:41.41	2
71	Montiel, Estrella	SO West Los Ang	18:43.44	3
72	Palenscar, Olivia	JR Claremont-Mu	18:46.74	3
73	LaPlante, Holly	SO Loyola Marym	18:46.75	2
74	Hartmann, Delaney	SO Claremont-Mu	18:47.22	3
75	Simon, Lizzie	Go the Dista	18:48.48	3
76	Bastidas, Gracielita	JR Fresno Pacif	18:49.00	3
77	Crotteau, Molly	SO Caltech	18:49.05	2
78	Navarro, Amanda	FR Cal St. East	18:49.29	2
79	Briseno, Lidia	SO Sequoias	18:49.52	3
80	Gleason, Olivia	SO Claremont-Mu	18:51.22	2
81	Clarke, Emily	FR Claremont-Mu	18:52.81	3
82	Ramsey, Ellie	SR Redlands	18:56.61	2
83	Arevalo, Victoria	SR Fresno Pacif	18:57.65	1
84	Phillips, Renee	FR San Diego St	18:58.19	1
85	McVay, Jackie	SO Claremont-Mu	18:59.04	3
86	Mancilla, Araceli	SO Fresno Pacif	18:59.50	2
87	Lambros, Alexandra	JR Claremont-Mu	19:01.26	3
88	Ortega, Veronica	FR Fresno Pacif	19:02.91	3
89	Neumann, Kayla	FR Santa Clara	19:04.82	2
90	Orozco, Lauryn	SO Hartnell	19:05.38	3
91	Garcia, Tatiana	FR Ventura	19:06.22	3
92	Encinas, Sadie	FR Mt. Sac	19:08.91	3
93	Davis, Isabelle	FR San Diego St	19:09.85	2
94	Comiso, Paige	FR San Diego St	19:10.07	1
95	Hernandez, Anamauri	JR Concordia (C	19:10.66	3
96	Avelar, Carolina	SO Santa Clara	19:11.22	2
97	Melendez, Cynthia	SO West Los Ang	19:12.63	3
98	Melendez, Jennifer	JR Cal Poly Pom	19:16.72	1
99	Wilson, Meah	FR Embry-Riddle	19:16.84	3
100	Baker, Sam	SO Claremont-Mu	19:17.24	3
101	Apreza, Noemi	FR Glendale	19:19.88	3
102	Curley, Angel	FR Fort Lewis	19:27.04	3
103	Crepeau, Natasha	SO Claremont-Mu	19:29.53	4
104	Celis, Montserrath	FR Mt. Sac	19:30.65	4
105	Elder, Dorothy	FR Fort Lewis	19:31.14	3
106	Elliot, Anne	FR Claremont-Mu	19:31.52	4
107	Antolin, Isabelle	FR Claremont-Mu	19:31.78	4
108	Flores, Yesenia	FR Mt. Sac	19:32.03	3
109	Aceves, Maria	SO Hartnell	19:33.04	3
110	Guerrero, Gaby	SO Loyola Marym	19:33.65	3
111	Taylor, Chloe	FR Claremont-Mu	19:35.12	3
112	Regalado, Natalie	FR San Diego St	19:35.49	2
113	Mendez, Jessica	SO Cal St. East	19:36.09	2
114	Mills, Paige	Valor Track	19:39.37	3
115	Almeida, Miranda	JR Soka	19:39.83	3
116	Halvorsen, Sarah	SO Claremont-Mu	19:40.36	4
117	Park, Alexis	FR Saddleback	19:40.70	4
118	Wallace, Alexis	FR Redlands	19:41.28	4
119	Whieldon, Kirsten	SO Saddleback	19:42.31	4
120	Torres, Isabelle	FR Hartnell	19:42.50	3
121	Arias, Nina	SO Hartnell	19:45.05	4
122	Shipway, Sarah	JR Redlands	19:46.63	4
123	Kennedy, Miranda	JR Fresno Pacif	19:48.39	4
124	Gregory, Morgan	FR The Masters	19:49.00	4
125	Glenn, Isabella	FR Redlands	19:50.15	3
126	Robles, Erin	FR Redlands	19:51.24	4
127	Aranda, Marleen	SO Cuyamaca	19:58.21	3

128	Stichter, Karli	JR Redlands	20:04.16	4
129	Seaver, Annika	Cal Poly DC	20:05.68	4
130	Ramirez, Jessica	FR Fort Lewis	20:11.55	2
131	Armendariz, Alyssa	SO Mt. Sac	20:11.88	3
132	Parsons, Sarah	SR Cal Lutheran	20:14.51	4
133	Peralta, Evelyn	FR Mt. Sac	20:20.26	3
134	DeLaCruz, Karla	SO Fort Lewis	20:22.92	3
135	Finn, Amanda	SO Canyons	20:25.32	4
136	Nootbaar, Autumn	FR The Masters	20:26.51	4
137	Saldana, Diana	FR Ventura	20:27.06	4
138	Scheibel, Aubrey	FR Chabot	20:30.66	4
139	Jasso, Ariana	SR Fresno Pacif	20:31.64	3
140	Campos, Nerina	FR Hartnell	20:32.63	4
141	Smitham, Naomi	FR San Diego St	20:41.44	2
142	Gee, Caroline	Ucsb Running	20:45.12	4
143	Chemeli, Rose	SO Fort Lewis	20:55.80	3
144	Esquivel, Melanie	FR Mt. Sac	20:59.11	4
145	Gray, Kayla	JR The Masters	21:02.03	4
146	Goldman, Claire	JR Pomona-Pitze	21:06.29	4
147	Wyatt, Chaia	SO Occidental	21:14.41	4
148	Marceleno, Michele	FR Allan Hancoc	21:16.53	4
149	Castro, Martha	SO Pomona-Pitze	21:34.82	4
150	Dominguez, Lisset	FR Cuyamaca	23:14.42	4
151	Salinas-Mojarro, Jessica	FR Mt. Sac	23:47.20	4
152	Martinez, Mireya	FR Allan Hancoc	24:07.58	4
153	Estrada, Jasmine	SO Unattached	24:31.53	4

Women 10000 Meter Run

Name	Year School	Finals
1	van der Wyck, Tracee	Cal Coast Tr 35:30.01
2	Thompson, Marissa	SO Vanguard 36:58.06
3	Parr, Madison	FR Vanguard 37:15.87
4	Ramirez, Maria	JR Redlands 38:14.36
5	Dorff, Avery	FR Vanguard 38:32.11
6	Contraras, Natali	SO Azusa Pacifi 38:51.68
7	Anderson, Ariana	FR Embry-Riddle 39:52.11
8	Cabrera, Rosalba	SO Concordia (C 39:58.03
9	Delgado, Dominique	SR Westmont 40:21.13
10	Perez, Dafne	FR Unattached 41:13.17
11	Lawsen, Taylor	JR Biola 41:37.09
12	Uzawa, Karin	SR Occidental 41:52.45
13	Slate, Caroline	FR Cal Lutheran 42:10.36
14	Franco, Rosa	FR Concordia (C 42:13.46
15	Luna, Belen	FR Cal St. Los 42:43.69
16	Jursch, Greta	SO Redlands 43:06.50

Women 100 Meter Hurdles

Name	Year School	Finals	Wind	H#
1	kiriyama, chie	Yamadadenki	14.39	-0.5 1
2	Addo-Ashong, Vicky-Marie	JR Pomona-Pitze	15.25	-0.5 1
3	Scott, Alia	FR Cerritos	15.27	-0.5 1
4	Richards, Sophie	JR Pomona-Pitze	15.55	-0.5 1
5	Robinson, Darlena	SO Cerritos	16.79	-0.5 1
6	Yu, Adeline	SO Pomona-Pitze	16.98	-1.2 2
7	Forsyth, Kyra	JR Unattached	18.04	-1.2 2
8	Pinczower, LuLu	FR Pomona-Pitze	18.07	-1.2 2
9	Newsome, Tamear	FR Antelope Val	18.81	-1.2 2
10	Perez, Jasmine	FR SD Mesa	18.91	-1.2 2
11	Daramola, Keanna	FR Cerritos	19.04	-1.2 2

Women 3000 Meter Steeplechase

Name	Year School	Finals
1 Gardner, Abby	Unattached	11:21.11
2 Fuentes, Arianna	SR Cal St. San	11:23.46
3 Simon, Emily	Go the Dista	11:41.66
4 Forsyth, Pheobe	FR Glendale	11:50.45
5 Gomez, Carissa	JR Cal St. San	12:05.69
6 Wade, Bailey	JR Concordia (C	12:15.47
7 Davies, Cora	SR Occidental	12:29.47
8 Siam-Alvarez, Genesis	SO Glendale	12:31.32
9 Meza-Avila, Janet	SO Cal St. Los	12:33.64
10 Jimenez, Annette	SO Cuyamaca	12:35.47
11 Redpath, Veronica	FR Cal Lutheran	12:35.64
12 Barron, Hayden	SO Biola	12:46.25
13 Bautista, Monica	SO Cerritos	13:27.13
14 Padashi, Ramina	SR Unattached	13:32.08
15 Running, Hannah	SO Cuyamaca	14:41.39

Women 4x100 Meter Relay

School	Finals
1 Cerritos 'A'	49.11
1) Jackson, Debora FR	2) Carrigan, Shyanne FR
3) Alugbue, Precious FR	4) Davis, Alona FR
2 SD Mesa 'A'	50.20
1) Nosler, Carli FR	2) Stallman, Holly SO
3) Perez, Jasmine FR	4) Weiden, Skyler FR
3 Canyons 'A'	56.32
1) Helsley, Brianna SO	2) Araki, Jamie SO
3) Ornelas, Abigail FR	4) Smith, Tatiana FR

Women 4x400 Meter Relay

School	Finals
1 Team China 2019 'A'	3:44.14
1) Xiao, Yan SR	2) Huang, Jiaxin SR
3) Pan, Gaoqin SR	4) MO, Jiadie SR
2 Cerritos 'B'	4:15.70
1) Alugbue, Precious FR	2) Daramola, Keanna FR
3) Robinson, Darlena SO	4) Bell, Daila FR
3 Bakersfield 'A'	4:17.09
1) Currie, Joycelind SO	2) Ebert, Daizhiana FR
3) Esparza, Noemi SO	4) Childs, Rayvan FR
4 Fullerton 'A'	4:17.92
1) Gillas, Myrna SO	2) Victoria, Alicia FR
3) Wailase, Elizabeth FR	4) Starkey, Samantha FR
-- Cerritos 'A'	DQ
1) Nance, Glenn SO	2) Carrigan, Shyanne FR
3) Shepherd, Laurel FR	4) Scott, Alia FR

Runner 2 Broke Early

Women High Jump

Name	Year School	Finals
1 Gillas, Myrna	SO Fullerton	1.55m 5-01.00
2 Hajj, Hannnah	FR SD Mesa	1.50m 4-11.00
2 Mcknelly, Bailey	SO Claremont-Mu	1.50m 4-11.00

2 Okamura, Kellie	FR Claremont-Mu	1.50m	4-11.00
5 Palacki, Toriana	FR SD Mesa	J1.50m	4-11.00
6 Winn, Brighten	SO Occidental	1.45m	4-09.00
6 Goynes, De'Chanelle	SO West Los Ang	1.45m	4-09.00
8 Perez, Jasmine	FR SD Mesa	J1.45m	4-09.00
9 Robinson, Darlena	SO Cerritos	J1.45m	4-09.00
10 Beloney-Carter, Anique	FR Saddleback	1.40m	4-07.00
11 Daramola, Keanna	FR Cerritos	1.35m	4-05.00
12 Bell, Daila	FR Cerritos	1.25m	4-01.25
-- Davies, Cora	SR Occidental	NH	

Women Pole Vault

Name	Year School	Finals	
1 Desmond, Jacquelyn	SR Claremont-Mu	3.45m	11-03.75
2 Lum, Juliette	FR Occidental	3.00m	9-10.00
3 Amundson, Amanda	SO Saddleback	J3.00m	9-10.00
4 Wensley, Dylan	SO Occidental	2.85m	9-04.25
5 Winn, Brighten	SO Occidental	2.70m	8-10.25
5 Ho, Kayley	FR Chabot	2.70m	8-10.25
7 Ball, Erin	JR Occidental	2.55m	8-04.25
7 Orna, Clarissa	SO Cerritos	2.55m	8-04.25
9 Fanuncio, Janessa	FR Chabot	J2.55m	8-04.25
10 Armentrout, Megan	FR Occidental	J2.55m	8-04.25
11 Aranda, Mayra	FR Saddleback	J2.55m	8-04.25
12 Perez, Mackenzie	FR Saddleback	2.25m	7-04.50
-- Peterson, Robin	FR Claremont-Mu	NH	
-- Devera, Izzy	FR SD Mesa	NH	

Women Long Jump

Name	Year School	Finals	Wind	H#
1 kiriyama, chie	Yamadadenki	5.62m	1.5	18-05.25 1
2 Ebert, Daizhiana	FR Bakersfield	5.47m	+0.0	17-11.50 1
3 King, Kierra	SO Cerritos	5.45m	1.1	17-10.75 1
4 Stallman, Holly	SO SD Mesa	5.36m	+0.0	17-07.00 1
5 Gillas, Myrna	SO Fullerton	5.34m	0.5	17-06.25 1
6 Griffith, Sabrina	JR Claremont-Mu	5.30m	1.8	17-04.75 1
7 Palmer, Micaiah	SR Pomona-Pitze	J5.30m	+0.0	17-04.75 1
8 Wu, Gianna	SR Pomona-Pitze	4.91m	-0.2	16-01.50 1
9 Robinson, Darlena	SO Cerritos	4.84m	-1.6	15-10.50 2
10 Etoka, Lena	JR Occidental	4.82m	+0.0	15-09.75 2
11 Goynes, De'Chanelle	SO West Los Ang	4.79m	-1.2	15-08.75 2
12 Watt, Amy	JR Pomona-Pitze	4.72m	1.3	15-06.00 2
13 Salazar, Destiny	FR Cerritos	4.70m	+0.0	15-05.00 2
14 Christenson, Lilly	FR Ventura	4.66m	-0.7	15-03.50 2
15 Ho, Julia	SO Pomona-Pitze	4.46m	1.7	14-07.75 2
16 Kosmicki, Victoria	FR Cerritos	4.37m	1.1	14-04.00 2
-- Bell, Daila	FR Cerritos	FOUL		1

Women Triple Jump

Name	Year School	Finals	Wind	H#
1 Smith, Justice	FR Cerritos	11.71m	0.7	38-05.00 1
2 Goynes, De'Chanelle	SO West Los Ang	11.09m	0.4	36-04.75 1
3 Jones, Imani	SO Cerritos	10.90m	0.9	35-09.25 1
4 Etoka, Lena	JR Occidental	10.78m	-0.7	35-04.50 1
5 Addo-Ashong, Vicky-Marie	JR Pomona-Pitze	10.69m	+0.0	35-01.00 1
6 Ho, Julia	SO Pomona-Pitze	10.62m	0.2	34-10.25 2
7 Wensley, Dylan	SO Occidental	10.61m	1.9	34-09.75 2

8	Palmer, Micaiah	SR Pomona-Pitze	10.56m	+0.0	34-07.75	1
9	Greenup, Caitlin	SO Whittier	10.50m	1.0	34-05.50	1
10	Weber, Jillian	FR Whittier	10.27m	+0.0	33-08.50	2
11	Salowey, Phoebe	FR Pomona-Pitze	10.11m	1.8	33-02.00	1
12	Salazar, Destiny	FR Cerritos	10.01m	0.4	32-10.25	2
13	Fang, Camille	FR Chabot	9.95m	1.4	32-07.75	2

Women Shot Put

Name	Year	School	Finals	H#	
1	Alailefaleula, Nanati	SO Cerritos	12.12m	39-09.25	1
2	Degnan, Sabrina	SR Occidental	11.43m	37-06.00	1
3	Encio, Bianca	FR SD Mesa	11.02m	36-02.00	1
4	Pooler, Kimora	FR Ventura	11.01m	36-01.50	1
5	Gallop, Amanda	JR Claremont-Mu	10.89m	35-08.75	1
6	Chasteler, Samantha	FR Saddleback	10.82m	35-06.00	1
7	Van Beek, Sabrina	SO Whittier	10.19m	33-05.25	1
8	Mataia, Kimberly	SO Fullerton	10.15m	33-03.75	1
9	Marsh, Deja	SO Glendale	10.12m	33-02.50	1
10	Floyd, Joelle	SO Occidental	9.82m	32-02.75	2
11	McKee, Corrie	JR Occidental	9.81m	32-02.25	1
12	Kotey, Alexis	FR Fullerton	9.68m	31-09.25	2
13	Sams, Rosevelie	FR Claremont-Mu	9.34m	30-07.75	2
14	Robinson, Darlena	SO Cerritos	8.99m	29-06.00	2
15	Gamboa, Emily	SO Cerritos	8.90m	29-02.50	2
16	Campos, Yarabi	FR Bakersfield	8.43m	27-08.00	2
17	Tanori, Domonique	FR San Bernardi	J8.43m	27-08.00	2
18	Vernon, Angellee	FR Fullerton	8.23m	27-00.00	2
19	Rojo, Sasha	FR Whittier	8.20m	26-11.00	2
20	Vargas, Mikaiella	SO Cerritos	7.27m	23-10.25	2
--	Tuzak, Cynthia	FR Ventura	FOUL		1

Women Discus Throw

Name	Year	School	Finals	H#	
1	Tuzak, Cynthia	FR Ventura	37.31m	122-05	1
2	Van Beek, Sabrina	SO Whittier	35.84m	117-07	1
3	Degnan, Sabrina	SR Occidental	34.78m	114-01	1
4	Fajer, Katie	FR Concordia (C	34.36m	112-09	1
5	Alailefaleula, Nanati	SO Cerritos	34.32m	112-07	1
6	Liu, Antonia	FR Caltech	33.06m	108-05	2
7	Mataia, Kimberly	SO Fullerton	32.36m	106-02	1
8	Valoaga, Leslie	SO Ventura	32.24m	105-09	1
9	Gallop, Amanda	JR Claremont-Mu	31.74m	104-02	1
10	Lauinger, Alexa	JR Caltech	31.65m	103-10	2
11	Kotey, Alexis	FR Fullerton	31.24m	102-06	1
12	Sams, Rosevelie	FR Claremont-Mu	31.06m	101-11	1
13	Ball, Erin	JR Occidental	30.25m	99-03	1
14	Gamboa, Emily	SO Cerritos	28.39m	93-02	2
15	Chasteler, Samantha	FR Saddleback	27.48m	90-02	2
16	Waters, Paige	SR Occidental	27.07m	88-10	1
17	Aris, Kate	FR Pomona-Pitze	26.48m	86-10	2
18	Vernon, Angellee	FR Fullerton	26.02m	85-04	2
19	Tanori, Domonique	FR San Bernardi	25.73m	84-05	2
20	Encio, Bianca	FR SD Mesa	25.69m	84-03	2
21	Vargas, Mikaiella	SO Cerritos	24.57m	80-07	2
22	Long, Alexandria	FR Pomona-Pitze	23.94m	78-06	2
23	Campos, Yarabi	FR Bakersfield	22.51m	73-10	2
24	Marsh, Deja	SO Glendale	22.45m	73-08	2

Women Hammer Throw

Name	Year School	Finals	H#
1 Stein, Dominique	SR Concordia (C	47.95m	157-04 1
2 Degnan, Sabrina	SR Occidental	45.82m	150-04 1
3 Chasteler, Samantha	FR Saddleback	43.26m	141-11 1
4 Frost, Gabriella	SO Concordia (C	41.59m	136-05 1
5 Alailefaleula, Nanati	SO Cerritos	39.48m	129-06 1
6 Gutierrez, Cyan	FR Antelope Val	37.99m	124-08 1
7 Van Beek, Sabrina	SO Whittier	37.60m	123-04 1
8 Brantley, Val-larriee	SO Unattached	37.47m	122-11 1
9 Mataia, Kimberly	SO Fullerton	34.24m	112-04 1
10 Rojo, Sasha	FR Whittier	33.95m	111-05 2
11 Vernon, Angellee	FR Fullerton	33.11m	108-07 2
12 Lauinger, Alexa	JR Caltech	32.13m	105-05 1
13 Bascus, Passhon	FR Antelope Val	30.77m	100-11 2
14 Gamboa, Emily	SO Cerritos	30.66m	100-07 2
15 Floyd, Joelle	SO Occidental	30.24m	99-02 2
16 Valoaga, Leslie	SO Ventura	29.41m	96-06 2
17 Aris, Kate	FR Pomona-Pitze	28.46m	93-04 2
18 Ball, Erin	JR Occidental	27.36m	89-09 2
19 Goyal, Muskaan	SR Caltech	24.40m	80-01 2
20 Long, Alexandria	FR Pomona-Pitze	22.26m	73-00 2
21 Campos, Yarabi	FR Bakersfield	20.21m	66-04 2
22 Vargas, Mikaiella	SO Cerritos	15.03m	49-04 2
23 Kotey, Alexis	FR Fullerton	2.78m	9-01 2

Women Javelin Throw

Name	Year School	Finals	H#
1 kiriyama, chie	Yamadadenki	36.36m	119-03 1
2 Degnan, Sabrina	SR Occidental	35.76m	117-04 1
3 Kurata, Tamlyn	SR Concordia (C	35.39m	116-01 1
4 Gallop, Amanda	JR Claremont-Mu	31.28m	102-07 1
5 Encio, Bianca	FR SD Mesa	25.97m	85-02 1
6 Vernon, Angellee	FR Fullerton	24.58m	80-08 1
7 Floyd, Joelle	SO Occidental	23.99m	78-08 1
8 Lauinger, Alexa	JR Caltech	23.76m	77-11 1
9 Monfil, Xochilt	FR Glendale	23.68m	77-08 2
10 Pooler, Kimora	FR Ventura	22.34m	73-03 2
11 Hajj, Hannnah	FR SD Mesa	21.24m	69-08 2
12 Palacki, Toriana	FR SD Mesa	20.00m	65-07 2
13 Perez, Jasmine	FR SD Mesa	15.69m	51-06 2
14 Cockburn, Rachel	SR Occidental	15.56m	51-00 2
15 Campos, Yarabi	FR Bakersfield	13.97m	45-10 2
16 Ahumado, Alexis	FR Bakersfield	10.90m	35-09 2

Men 100 Meter Dash

Name	Year School	Finals	Wind	H#
1 Wu, Zhiqiang	SR Team China 2	10.28	1.0	1
2 Jiang, Hengnan	SR Team China 2	10.61	1.0	1
3 Lin, Qibang	Team China 2	10.71	1.0	1
4 Zhi Hong, Wang	Team China 2	10.72	1.9	8
5 Lopez, David	FR Ventura	10.78	1.0	1
6 Webb, Tyler	JR Occidental	10.82	1.0	1
7 Curtis, Jake	FR SD Mesa	11.02	1.0	1
8 Dang, James	Unattached	11.10	1.1	2
9 Becerra, Victor	JR Unattached	11.14	1.1	2
10 Tamkin, Daniel	Pomona-Pitze	11.20	1.0	1
11 Zheng, Jerry	JR S.H.A.R.K.S	11.22	1.6	3

11	Nwosu, Lesley	FR Cerritos	11.22	1.1	2
13	Brophy, Jake	FR Unattached	11.28	1.1	2
14	Alvarez, Gabriel	FR Cerritos	11.29	1.6	3
15	Stevenson, Wyatt	FR Ventura	11.42	1.6	3
16	Nathan, Noah	FR West Los Ang	11.45	0.4	4
17	Chambers, John	FR West Los Ang	11.46	1.6	3
18	Bernal, Timothy	SO Chabot	11.48	1.1	2
19	Boyd, Darrian	FR West Los Ang	11.49	1.1	2
20	Marks, Charles	JR Occidental	11.54	1.0	1
21	Randall, Da'Vean	FR West Los Ang	11.57	1.6	3
22	Sweet, Turig	FR Glendale	11.60	0.4	7
23	Sarmiento, Brandon	FR Ventura	11.65	0.3	5
24	Adolphe, Jacob	SO Claremont-Mu	11.66	0.4	4
25	Collier, Tony	FR Canyons	11.68	0.3	5
26	Leandro, Christopher	JR Unattached	11.71	0.4	4
27	Chong, Dillon	FR Ventura	11.72	0.4	4
27	Stanley, Jalon	SO Chabot	11.72	0.3	5
29	Toma, Miles	Unattached	11.81	0.3	5
29	Ramirez, Fabian	SO Bakersfield	11.81	1.6	3
31	Carter, Dante	FR Antelope Val	11.82	1.0	6
31	Huerta, Jaime	FR Glendale	11.82	0.4	7
33	Sheffie, Josiah	JR Occidental	11.89	1.9	8
34	Mercado, Andrew	SO Canyons	11.90	0.3	5
35	Shodiss, Iaan	SO Menlo Colleg	12.05	1.0	6
36	Agbeo, Daniel	Pomona-Pitze	12.09	1.9	8
37	Darden, Chris	Pomona-Pitze	12.12	0.4	7
38	Lafferty, Jack	Pomona-Pitze	12.13	1.9	8
39	Ramachandran, Arjun	SO Occidental	12.29	1.9	8
40	Kim, Paul	FR Glendale	12.47	0.4	7
41	Nwadiashi, David	FR Canyons	12.54	1.0	6
42	Kim, Eugene	FR Glendale	12.60	0.4	7
43	van Wingerden, Chatham	FR The Masters	12.84	0.4	7
44	Kubo, Kenji	Yamadadenki	13.09	0.4	7
45	Fontaine, Sean	JR Unattached	13.22	0.3	5
46	Cerda, Jerry	FR Canyons	13.29	1.0	6
47	Ikebuchi, Tomohiko	Yamadadenki	13.92	1.9	8

Men 400 Meter Dash

Name	Year School	Finals	H#
1	Yang, Lei	SR Team China 2	47.25 1
2	WU, Yuang	SR Team China 2	47.46 1
3	YU, Yang	SR Team China 2	47.88 2
4	LU, Zhiquan	SR Team China 2	48.02 1
5	Pan, Haitao	SR Team China 2	48.07 1
6	Zhu, Zilong	SR Team China 2	48.49 2
7	XU, Haoran	SR Team China 2	48.68 1
8	Sui, Songyang	SR Team China 2	48.73 2
9	Chen, Weilian	Team China 2	48.75 2
10	Harper, Nicholas	SO Cal St. Los	48.84 1
11	Hlanguyo, Shingirai	SO Cal St. Los	48.87 1
12	Marshall, Kalen	Unattached	50.11 2
13	Santifer, Christian	SO Cerritos	50.32 4
14	Nichols, Alan	FR Ventura	50.39 3
15	Xian Jie, Ma	Team China 2	50.49 1
16	Fontaine, Sean	JR Unattached	50.65 3
17	Redding-Moment, Elijah	JR Menlo Colleg	50.72 4
18	Powell, Phillip	SR Cal St. Los	50.97 4
19	Terrazas, Charles	FR Cerritos	51.33 5
20	Price, Charles	FR SD Mesa	51.36 2
21	Crawford, Derek	SO Bakersfield	51.62 4
22	Burton, Jake	FR SD Mesa	51.65 2

23	Ballard, Noah	SO Unattached	51.75	3
24	Aguilar, Sergio	FR Glendale	51.77	5
25	Arnot, Sam	SR Pomona-Pitze	51.84	5
26	Moreno, Octavio	SO Santa Ana	51.85	3
27	Sarkodie, Kofi	FR Soka	51.86	6
28	Najjar, Joey	SR Occidental	51.89	6
29	Ndiaye, Saliou	FR SD Mesa	51.90	3
30	Addison, Daniel	SO Claremont-Mu	51.92	5
30	Schloesser, Patrick	SR Pomona-Pitze	51.92	5
32	Cai, Jesse	JR Caltech	51.95	5
33	Pridgen-Daniels, Gabriel	SO Whittier	51.98	2
34	Frando, Justin	FR Bakersfield	52.16	6
35	Madden, Dylan	SR Pomona-Pitze	52.17	4
36	Brandon, Letarian	FR Allan Hancoc	52.23	6
37	Batis, Isaiah	FR Ventura	52.43	8
38	Buncio, Delon	SO Canyons	52.46	3
39	Hillegas, Conley	FR Fullerton	52.77	6
40	Buwalda, Conner	FR Saddleback	52.79	6
41	Brown, Jeremiah	FR Canyons	52.96	4
42	Hoffman, Rowan	SO Occidental	53.05	11
43	Bui, Tommy	FR Cerritos	53.16	7
43	Carroll, Veon	FR SD Mesa	53.16	7
45	Deshmukh, Shrikeshav	FR Caltech	53.17	6
46	Soto, Alan	FR Fullerton	53.18	8
47	Moore, Alfred	FR Antelope Val	53.24	10
48	Middleton, Rahsaan	SR Occidental	53.31	6
49	Ramirez, Andres	FR Santa Ana	53.43	8
50	Badillo, Michael	SO Whittier	53.44	7
51	Sooknanan, Aaron	SO Canyons	53.74	3
52	Gaw, Mason	SO Whittier	53.78	9
53	Scriven, Harvey	JR Caltech	53.91	11
54	Liu, Jon	Pomona-Pitze	54.07	7
55	Garcia, Ricardo	SO SD Mesa	54.08	8
56	Anderson, Brady	SR Pomona-Pitze	54.25	11
57	Vanegas, Kurt	FR Whittier	54.54	8
58	Farley, Anthony	FR Santa Ana	54.84	11
59	Trejo, Paul	FR Whittier	54.92	10
60	Burris, Jaden	FR Occidental	55.03	11
61	Salmeron, Brandon	FR Glendale	55.46	10
61	Adams, Evann	FR Antelope Val	55.46	9
63	Shuler, Marquise	FR Antelope Val	57.59	9
64	Akuna, Kekoanui	FR Ventura	57.77	9
65	Johnson, Joshua	FR San Bernardi	1:01.30	10
--	Wilson, Dale	JR Cal St. Los	FS	3

Men 800 Meter Run

Name	Year School	Finals	H#
1	Hariane, Jamal	SR QatarTeam	1:49.90 1
2	Ali, Musaab	SR QatarTeam	1:50.79 1
3	Correa, Steve	SR Strawberry C	1:54.59 1
4	Pacheco, Kevin	SO The Masters	1:55.24 1
5	Ballard, Noah	SO Unattached	1:55.94 1
6	Hussein, Abdi	FR Cuyamaca	1:56.36 1
7	Ayala, Miguel	FR Concordia (C	1:56.69 1
8	Ramirez, Ismael	FR Sequoias	1:57.42 2
9	Calvo, Juan	FR West Los Ang	1:57.65 2
10	Jones, Jamir	FR Redlands	1:57.72 4
11	Sutherland, Luke	FR Biola	1:57.85 1
12	Morgan, Keizo	FR Claremont-Mu	1:58.15 3
13	Meyer, Landis	SR Soka	1:58.28 2
14	Che, Dylan	SO Pasadena	1:58.29 4

15	Ventura, Isaac	FR The Masters	1:58.53	3	
16	Roderick, David	SO Sequoias	1:58.76	2	
17	Meneses, Keylan	SR The Masters	1:58.99	3	
18	Butler, Bryce	FR Mt. Sac	1:59.00	2	
19	Sanchez-Lopez, Abraxaz	JR Cal St. Los	1:59.15	6	
20	Amezcuca, Rodolfo	SR Unattached	1:59.44	2	
21	Haik, Israel	FR West Los Ang	1:59.46	4	
22	Saleh, Mohamed	FR Fresno	1:59.60	2	
23	Brouelette, Trevor	SO Redlands	1:59.61	4	1:59.610
23	Matulionis, Gaudrimas	Unattached	1:59.61	2	1:59.610
25	Gallatin, Nathan	Pomona-Pitze	1:59.78	1	
26	Gibson, Tyler	FR Fort Lewis	1:59.88	3	
27	Arnold, Tyler	SR Concordia (C	1:59.96	2	
28	DeLaTorre, Carlos	SO San Bernardi	2:00.11	1	
29	Emler, Ian	Pomona-Pitze	2:00.39	1	
30	Castellanos, Adan	FR Mt. Sac	2:00.52	3	
31	Sincock, Joel	Unattached	2:00.79	3	
32	Salgado, Cutberto	SO Bakersfield	2:01.17	7	
33	Frando, Justin	FR Bakersfield	2:01.22	7	
34	Yartz, Connor	SO Saddleback	2:01.57	5	
35	Gonzalez, Isaiah	FR San Bernardi	2:01.61	3	
36	Wilson, Isaiah	FR Mt. Sac	2:02.32	2	
37	Lal, Aditya	SR Biola	2:02.44	3	
38	Brennan, James	FR Occidental	2:02.50	3	
39	Fooks, Cameron	SO The Masters	2:02.79	5	2:02.790
39	Denning, Max	JR Claremont-Mu	2:02.79	2	2:02.790
41	Canavan, Reed	FR Occidental	2:02.83	7	
42	VanKeersbilck, Luke	FR Cal Lutheran	2:03.32	5	
43	Anaclet, Bukuru	Pomona-Pitze	2:03.38	6	
44	Lu, Tiger	JR Caltech	2:03.48	5	
45	Achara, Ikenna	FR Antelope Val	2:03.53	6	
46	Turville, Jake	FR Ventura	2:03.64	7	
47	Lathrop, Riley	FR Redlands	2:03.71	6	
48	Gill, Jake	FR Claremont-Mu	2:04.05	4	
49	Byram, Hunter	FR Fort Lewis	2:04.32	5	
50	Lam, Timothy	Cal Coast Tr	2:04.57	2	
51	Mendoza, Ralph	JR Unattached	2:04.73	3	
52	Sheatz, Ryan	SO Fullerton	2:04.77	6	
53	Stohs, Cameron	FR SD Mesa	2:04.82	8	
54	Mendoza, Nahavi	Cardio Carte	2:04.85	3	
55	Escudero-Mendoza, Adolfo	FR Bakersfield	2:05.10	7	
56	Inada, Frederick	FR Mt. Sac	2:05.14	4	
57	Benitez, Angelo	SO Bakersfield	2:05.16	4	
58	Lockmann, John	FR Cuyamaca	2:05.23	6	
59	Duenas, Fernando	FR San Bernardi	2:05.52	5	
60	Harrison, Jarrian	FR Cerritos	2:05.58	7	
61	Aguilar, Christopher	Unattached	2:05.82	6	
62	Tlatenchi, Jai	FR Cerritos	2:06.06	7	
63	Hernandez Jr., Adrian	FR Mt. Sac	2:06.10	4	
64	Lopez, Carlos	FR Cerritos	2:06.13	6	
65	Smith, Alex	FR Occidental	2:06.14	5	
66	Abdala, Isaac	SO Mt. Sac	2:06.94	4	
67	Rentner, Karsten	SR Redlands	2:07.91	4	
68	Velasquez, Leonardo	SO Bakersfield	2:08.41	6	
69	Duran, Luis	FR Ventura	2:08.64	8	
70	Radtke, Alec	Unattached	2:08.81	5	
71	Hernandez, David	FR San Bernardi	2:08.89	7	
72	Vazquez, Alberto	SO Unattached	2:10.40	5	
73	Wykoff, Harrison	SO Bakersfield	2:10.84	7	
74	Stibor, Griffin	FR Penn State C	2:11.63	5	
75	Romero, Leonardo	SO West Los Ang	2:12.43	3	
76	Perez, Jose	FR Bakersfield	2:13.05	8	
77	Hamel, Kevin	Cal Poly DC	2:14.38	8	

78	Rivera, Joseph	FR Cerritos	2:15.80	8
79	Aguilar-Lara, Edgar	FR Canyons	2:16.05	8
80	Penner, Kyle	FR Cal Lutheran	2:16.59	8
81	Tobin, Jon	FR Hope Int'l	2:17.84	7

Men 1500 Meter Run

Name	Year	School	Finals	H#
1	Young, Nico	JR Newbury Park	3:48.74	1
2	Floyd, Carter	Pomona-Pitze	3:49.09	1
3	Luevano, Terrence	Unattached	3:52.45	1
4	Proctor, Reece	FR Chabot	3:55.18	1
5	Correa, Steve	SR Strawberry C	3:57.33	1
6	Rivera, Carlos	SO Glendale	3:57.92	1
7	Messmer, Dennis	SR Cal Baptist	3:57.94	1
8	Guerrero, Dannie	BigBearTC/Ne	4:00.14	1
9	Alukunyang, Mike	SO Cal Baptist	4:00.76	2
10	Hartzenburg, McMarshall	SO Cal Baptist	4:01.41	1
11	Aschbrenner, Jace	JR Newbury Park	4:01.42	1
12	Estrada, Branden	SR Loyola Marym	4:01.52	1
13	Ortega, Issac	SR Unattached	4:02.58	2
14	Foster, Caden	FR Army West Po	4:03.24	1
15	Hussein, Abdi	FR Cuyamaca	4:03.61	2
16	Griffin, Connor	SO Cal Lutheran	4:04.12	2
17	Hicks, Brian	Cal Poly DC	4:04.17	1
18	Sterkel, Timothy	FR Canyons	4:05.40	2
19	Sahlman, Colin	FR Newbury Park	4:06.30	2
20	Emerson, Jayden	SR Cal Baptist	4:06.65	2
21	Roderick, David	SO Sequoias	4:07.50	3
22	Earney, Matthew	SO Caltech	4:07.88	2
23	Lowrie, Michael	JR Cal Baptist	4:08.02	2
24	Normann, Peter	SO Chabot	4:08.54	2
25	Calderon, Pablo	FR Cerritos	4:08.69	3
26	Goldstein, Nick	SO Newbury Park	4:08.92	2
27	Gutierrez, Jesus	SO Glendale	4:09.31	3
28	Fuchs, Will	Cal Poly DC	4:09.72	3
29	Scarlett, Matt	FR Occidental	4:09.87	2
30	Ridgeway, Nolan	JR Redlands	4:11.95	3
31	Barajas, Adriel	SO Cal Baptist	4:12.02	3
32	Browning, Kellen	SR Pomona-Pitze	4:12.35	1
33	Kimball, Craig	Cal Poly DC	4:12.38	3
34	Ocampo, Psalm	JR Fresno Pacif	4:12.56	3
35	Alcantar, Cristian	FR SD Mesa	4:13.15	3
36	Bogges, Davis	FR The Masters	4:13.22	3
37	Fitzgerald, Angus	SO Unattached	4:13.46	3
38	Jenkins, Jalen	Unattached	4:13.73	3
39	Parker, Alexander	Cal Poly DC	4:14.15	3
40	Erlenborn, Caleb	Cal Poly DC	4:14.63	3
41	Burinskiy, Gene	Strawberry C	4:14.76	4
42	Boatman, Jacob	SR Cal Baptist	4:15.06	3
43	Santos, Tristan	SR Occidental	4:15.08	2
44	Nelson, Nic	JR Biola	4:15.35	2
45	Harang, Erik	FR Embry-Riddle	4:15.47	6
46	Serrano, Alberto	FR Cerritos	4:15.56	3
47	Ramirez, Ismael	FR Sequoias	4:16.00	2
48	Gonzalez, Christian	Sequoias	4:16.08	4
49	Garcia, Joel	FR Sequoias	4:16.70	4
50	Salgado, Cutberto	SO Bakersfield	4:16.86	4
51	Kimmerling, Robert	JR Embry-Riddle	4:17.08	3
52	Su, William	FR Unattached	4:17.16	4
53	Linares, Luciano	FR Sequoias	4:17.21	4
54	Arrendondo, Benjamin	SO Whittier	4:18.39	4

55	Fonseca, Matthew	FR Concordia (C	4:18.67	2
56	Ernst, William	SR Cal Baptist	4:19.31	2
57	Achara, Ikenna	FR Antelope Val	4:19.74	4
58	Chapman, Jack	Cal Poly DC	4:19.90	4
59	Byram, Hunter	FR Fort Lewis	4:21.18	3
60	Morgenfeld, Spencer	SO Caltech	4:21.62	4
61	Dunagin, Jacob	FR Concordia (C	4:21.77	2
62	Mendez, Aaron	FR Cal St. Los	4:23.01	5
63	Speece, Cody	FR Fort Lewis	4:23.35	4
64	Torres, Justin	Unattached	4:23.58	4
65	Perez, Oscar	FR Sequoias	4:24.17	5
66	Escudero-Mendoza, Adolfo	FR Bakersfield	4:24.94	5
67	Reynoso, Pablo	FR University o	4:25.15	5
68	Aleman, Samuel	SO Sequoias	4:26.77	5
69	Yousufi, Dominic	JR Unattached	4:26.82	4
70	Van Gieson, Amir	FR Ucsb Running	4:26.94	5
71	De Alba, Bulmaro	FR Moorpark	4:27.38	4
72	Meyer, Tucker Lawrence	FR West Los Ang	4:29.40	6
73	Ramos Carrillo, Omar	FR Moorpark	4:29.56	5
74	Ross, Jonah	SR Cal Baptist	4:29.90	4
75	Aponte, Daniel	FR San Bernardi	4:30.23	5
76	Velasquez, Leonardo	SO Bakersfield	4:30.57	6
77	Ayala-Sierra, Luis	SR Cal St. Los	4:30.65	5
78	Gibson, Tyler	FR Fort Lewis	4:30.75	3
79	Azpeitia-Marquez, Jose	FR West Los Ang	4:31.50	6
80	Barber, Brannon	FR Canyons	4:32.00	6
81	Lira-Martinez, Ricardo	FR Whittier	4:32.22	5
82	Orton, Ryan	SO Whittier	4:32.25	6
83	Lam, Timothy	Cal Coast Tr	4:33.44	3
84	Aguilar, Christopher	Unattached	4:34.66	5
85	Vanaman, Andrew	FR Fort Lewis	4:34.85	5
86	Castro, Jesus	FR Ventura	4:36.38	6
87	Ramirez, Vincent	Fleet Feet Track	4:38.05	5
88	Perez, Patrick	FR Cerritos	4:39.78	6
89	Hamel, Kevin	Cal Poly DC	4:41.01	4
90	Johnson, Owen	SO Chabot	4:41.18	5
91	Ramirez, Walter	SO Cerritos	4:42.09	5
92	Gerard, Will	FR Fullerton	4:42.34	6
93	Alcaarez, Matthew	FR Cerritos	4:43.12	6
94	Pina, Didier	SR Cal St. Los	4:43.71	6
95	Ramos, Daniel	SO Cerritos	4:48.12	5
96	Covarrubias, Abraham	Unattached	4:48.54	6
97	Stibor, Griffin	FR Penn State C	4:51.73	5
98	Ramirez, Anjel	SO San Bernardi	4:54.43	6
99	Hernandez, Erick	SO Fullerton	5:11.57	6
100	Richter, Connor	JR Cal Lutheran	5:20.06	6

Men 5000 Meter Run

Name	Year School	Finals	H#
1	Davidson, Jack	JR Santa Clara	14:21.75 1
2	Christensen, Miles	FR Claremont-Mu	14:24.67 1
3	Vaziri, Shyan	Hoka Aggies	14:26.43 1
4	Bedard, Simon	JR Cal Baptist	14:26.69 1
5	Dominguez, Ruben	SR Cal Poly Pom	14:27.29 1
6	Reischling, Andy	Pomona-Pitze	14:28.40 1
7	pederson, koby	SR Unattached	14:29.06 1
8	Olivero, Xander	SO Santa Clara	14:29.69 1
9	Legemet, Timothy	FR Cal Baptist	14:30.39 1
10	Santoyo, Robert	JR Army West Po	14:33.39 1
11	Paredes, Juan	Valor Track	14:33.74 1
12	Capetillo, Salvador	SO Mt. Sac	14:33.77 1

13	Waters, Trelani	JR Hoka One One	14:34.59	1
14	Weiland, Chris	SO Mt. Sac	14:37.34	1
15	Ibarra, Luis	Unattached	14:39.08	1
16	Marin, Robert	JR Unattached	14:39.64	1
17	Washington, Caleb	SO Army West Po	14:40.72	1
18	Labra, Isaiah	FR SD Mesa	14:42.03	1
19	Woo, Owen	Pomona-Pitze	14:43.52	1
20	Kozuhar, Zlatko	FR Cal Baptist	14:43.89	1
21	Steinberg, Stevie	SO Claremont-Mu	14:46.34	1
22	Estrella, Jorge	FR Santa Clara	14:46.80	1
23	Ambrosio, Alejandro	JR Cal Poly Pom	14:48.01	1
24	Smythe, Eamon	SR Cal Poly Pom	14:48.19	1
25	Arias, Zach	FR Loyola Marym	14:49.77	1
26	Rosen, Daniel	Pomona-Pitze	14:50.01	1
27	Garcia, Joseph	SO Loyola Marym	14:50.77	1
28	Methum, Wesley	SO The Masters	14:52.65	1
29	Fischer, Spencer	FR Santa Clara	14:53.45	2
30	Degroot-Lutzner, Julian	Pomona-Pitze	14:53.61	1
31	Pacheco, Stephen	SR The Masters	14:54.49	1
32	Gagne, Daniel	Cal Coast Tr	14:55.10	1
33	Ives, Wilson	JR Claremont-Mu	14:55.19	2
34	Frisone, Ethan	FR Loyola Marym	14:55.40	1
35	Ward, Hugo	Pomona-Pitze	14:57.56	2
36	Friedler, Kyle	SO Loyola Marym	14:57.88	2
37	Nishi, Sam	Cal Poly DC	15:01.04	2
38	Lagerstrom, Brennan	JR Santa Clara	15:01.40	1
39	van Schendel, Kyril	FR Claremont-Mu	15:01.98	2
40	Phanse, Gaurav	FR Caltech	15:02.04	2
41	Peralta, Hector	JR Cal Baptist	15:02.66	2
42	Stringham, Nathan	Pomona-Pitze	15:03.49	2
43	Wilkinson, Adam	FR Claremont-Mu	15:03.61	2
44	Adams, Jeremy	Pomona-Pitze	15:04.23	2
45	Johnson, Joey	Cal Poly DC	15:04.29	3
46	McClure, Tim	FR Occidental	15:04.53	1
47	Ramirez, Marcelo	JR Unattached	15:04.61	1
48	Barkan, Brody	SR Occidental	15:04.63	1
49	Mohan, Aditya	SO Santa Clara	15:05.58	2
50	Thompson, Ryan	SR Biola	15:05.90	1
51	Johnson, Julian	SO Cal St. East	15:06.16	2
52	Misuraca, Evan	JR Santa Clara	15:06.68	3
53	Ghadery, Koby	FR Cal Baptist	15:06.73	2
54	Purcella, Corey	SR Unattached	15:07.70	2
55	Iten, Ben	SR Claremont-Mu	15:07.91	2
56	Suzara, Jeremiah	FR Cal Poly Pom	15:08.17	2
57	Busse, Thomas	Cal Poly DC	15:08.20	3
58	St. Pierre, Ryan	SO Biola	15:09.75	2
59	Melchor, Jose	SO Mt. Sac	15:10.01	2
60	DeHaven, Brady	FR Biola	15:10.10	2
61	Ashby, Ethan	Pomona-Pitze	15:10.29	2
62	Widlansky, Ethan	Pomona-Pitze	15:11.23	2
63	Paul, Simeon	FR Loyola Marym	15:11.41	2
64	Conde, Ariel	SO West Los Ang	15:12.10	2
65	Konugres, James	SO Santa Clara	15:12.96	3
66	Davidson, Benjamin	JR Santa Clara	15:13.76	3
67	Chang, Oliver	Pomona-Pitze	15:15.91	3
68	Esparza, Joseph	SR Redlands	15:17.71	2
69	Kimball, Will	SO Claremont-Mu	15:18.10	3
70	Hassman, Evan	SO Claremont-Mu	15:18.38	3
71	McKinley, Paul	Pomona-Pitze	15:19.48	1
72	Cruz, Adan	FR Ventura	15:19.94	4
73	Jones, Brendan	SO Santa Clara	15:20.40	3
74	Sylva, Tristan	FR Cal Poly Pom	15:20.51	3
75	Hill, Daniel	Pomona-Pitze	15:20.62	1

76	Ronoh, Benjamin	SO Menlo Colleg	15:21.25	2	
77	Velasco, Joshua	SO West Los Ang	15:21.94	2	
78	Skarr, Jacob	FR West Los Ang	15:22.71	2	
79	Fogg, Denzel	SO Avutc	15:23.39	2	
80	Smith, Max	FR Loyola Marym	15:23.79	1	
81	Stripp, Carter	Pomona-Pitze	15:24.07	2	
82	Palazzo, Anthony	Cal Poly DC	15:24.39	3	
83	Ricci, Simon	JR Caltech	15:24.82	2	
84	Krajewski, Mikolaj	Cal Poly DC	15:25.16	3	
85	Beeson, Cody	FR Cal Baptist	15:25.43	2	
86	Hunsdale, William	SO Santa Clara	15:25.67	2	
87	Torres, Ricardo	FR Moorpark	15:26.00	4	
88	Gonzalez Vera, Jose	Cal Coast Tr	15:26.22	3	
89	Degen, George	Unattached	15:26.41	3	
90	Smith, Xavier	FR Cal St. East	15:26.81	3	
91	Hesse-Withbroe, Joseph	Pomona-Pitze	15:26.90	3	
92	Huerta, Luis	SO Mt. Sac	15:27.82	2	
93	Cardona, Israel	JR Cal Poly Pom	15:29.44	2	
94	Busse, Matthew	Cal Poly DC	15:30.01	3	
95	Ibarra, Ian	FR SD Mesa	15:30.06	4	
96	Knox, Garron	SO Cuesta	15:30.76	4	
97	Colby, Lincoln	Cal Poly DC	15:31.27	4	
98	Salinas, Sal	SO Cuyamaca	15:31.94	3	
99	Siegel, Matthew	JR Embry-Riddle	15:32.69	4	
100	Jones, Liam	Pomona-Pitze	15:33.69	4	
101	Ramirez, Michael	SO San Bernardi	15:33.70	3	
102	Rusk, Ian	SO Fullerton	15:34.90	4	
103	Callahan, Daniel	FR Embry-Riddle	15:35.14	5	
104	Bazinet, Jon	SR Unattached	15:35.84	3	
105	Robertson, Thomas	JR Occidental	15:36.52	3	
106	Priest, Cameron	Cal Poly DC	15:36.70	5	
107	Malong, Akol	SO Glendale	15:36.88	4	
108	Ramirez, Jesse	JR Unattached	15:37.22	3	
109	Duarte, Jason	A Snail's Pa	15:37.38	4	
110	Brennan, Conor	FR Occidental	15:37.73	4	
111	Ortiz Lopez, Edwin	SR Cardio Carte	15:38.31	4	
112	Nez, Steven	FR Fort Lewis	15:38.80	4	
113	Andersson, Sebastian	SO Chabot	15:39.33	4	
114	Maciel, Chandler	SO Fresno Pacif	15:39.68	4	
115	Avalos, Jesus	FR Hartnell	15:40.45	4	
116	Pine, Logan	SO Menlo Colleg	15:40.52	3	
117	Jensen, Garrick	FR Claremont-Mu	15:40.65	4	
118	Fleming, Thomas	FR Claremont-Mu	15:42.36	5	
119	Davis, Ben	SR Loyola Marym	15:43.26	4	
120	Keller, Kevin	FR Glendale	15:43.92	4	
121	Boyden, Wilder	SR Santa Clara	15:43.97	3	
122	Sealand, Daniel	SO Claremont-Mu	15:44.43	5	
123	Bandy, Nick	SR Dukes Track	15:44.70	3	
124	Arteaga, Hector	SO Concordia (C	15:46.05	2	
125	Dvorak, Jeremy	Cal Poly DC	15:47.22	4	
126	Mendoza, Luis	FR Hartnell	15:48.09	4	
127	Dorsett, Nicholas	SO Mt. Sac	15:48.26	3	
128	Blalock, Connor	8 Unattached	15:48.52	3	
129	Morgan, Ian	Ucsb Running	15:48.69	4	
130	Kowalik, Thaddeus	SO Westmont	15:48.92	6	
131	Baza, Rigoberto	JR Cal Lutheran	15:50.16	4	15:50.160
131	Mueller, Marco	SO Menlo Colleg	15:50.16	2	15:50.160
133	Barajas, Giovanni	FR Santa Ana	15:50.57	4	
134	Wolfert, AJ	NA Unat-Fresno	15:50.84	5	
135	Luttrell, Austin	SO Embry-Riddle	15:52.28	5	
136	Carranza, Manuel	JR Fresno Pacif	15:52.82	5	
137	Merillana, Nick	SO Hartnell	15:52.87	3	
138	Martinez, Mario	Cardio Carte	15:53.09	4	

139	Havener, Edmund	Pomona-Pitze	15:53.42	5
140	Komoriya, Kaito	FR Claremont-Mu	15:53.51	4
141	Natarajan, Arjun	SO Claremont-Mu	15:53.90	6
142	Woldu, Medhane	FR SD Mesa	15:53.91	5
143	Leon Gaspar, Hector	JR Unattached	15:54.03	4
144	Bennett, Perry	SR Unattached	15:54.28	3
145	Sasser, Alex	SR Loyola Marym	15:54.37	3
146	Mora, Oscar	JR Cal St. East	15:55.37	4
147	Hickman, Scott	SO Saddleback	15:55.59	5
148	Sheh, Charles	FR Occidental	15:56.23	4
149	Ramos, Mauricio	SO San Bernardi	15:56.27	3
150	Guzman, Humberto	SO San Bernardi	15:56.95	3
151	Falcone, Jared	FR Cuesta	15:57.60	4
152	Kipkilach, Bismarck	JR Fort Lewis	15:57.88	4
153	Perez Basulto, Christian	SR Biola	15:58.86	4
154	Rodgers, Joey	SR Loyola Marym	15:59.27	4
155	Orta, Vincent	Fleet Feet Track	15:59.67	5
156	Esteva, Melvin	JR Cal St. East	16:00.02	2
157	Aguinaga, Nathan	FR Concordia (C	16:02.53	5
158	Gallagher, Thomas	SO Chabot	16:02.74	4
159	Serrano, Albert	FR Glendale	16:04.75	4
160	Himmelright, Max	FR Loyola Marym	16:05.04	5
161	Gould, Aaron	SO Unattached	16:05.89	3
162	Mejia, Jr., Alfredo	SO Hartnell	16:05.93	4
163	Martinez, Ricardo	SR Unattached	16:06.22	4
164	Vazquez, Danny	SO Glendale	16:06.67	5
165	Cetti, Travis	FR Mt. Sac	16:08.09	3
166	Arroyo, Antonio	SO Glendale	16:08.14	5
167	Su, William	FR Unattached	16:08.17	5
168	Gravelle, Will	JR Ucsb Running	16:09.25	6
169	Ochoa, Oscar	JR Unattached	16:09.55	3
170	Hays, Nico	Unattached	16:09.89	5
171	Chettle, Jesse	SR Kansas City	16:09.90	3
172	Garcia, Luis	FR San Bernardi	16:10.12	4
173	Bradshaw, John	FR Cal St. East	16:11.33	4
174	Enders, Jonas	Cal Poly DC	16:11.38	5
175	Ramos, Anthony	SO Hope Int'l	16:12.45	6
176	Nambo, Victor	SO Hartnell	16:12.59	5
177	Gutierrez, Tim	SR The Masters	16:14.05	4
178	Lozano, Armando	SO West Los Ang	16:14.39	5
179	Bouchard, Luc	Cal Poly DC	16:14.86	5
180	Dowell, Mason	FR Cal Baptist	16:15.41	2
181	Chow, Scott	Ucsb Running	16:15.92	5
182	Pluma, Joseluis	FR Mt. Sac	16:16.55	3
183	Smith, Jason	FR Cuyamaca	16:16.84	6
184	Mountain, Bennett	SO Claremont-Mu	16:17.80	6
185	Navarro, Damian	SO Cuesta	16:18.18	5
186	Fausto, Miguel	FR Redlands	16:18.21	5
187	Cuellar, Jessi	SO West Los Ang	16:18.93	5
188	Wong, Nathaniel	SO Cal Baptist	16:19.11	4
189	Correa, Rodolfo	JR Cal Lutheran	16:19.22	6
190	Lopez, Roberto	FR Fresno Pacif	16:19.89	6
191	Sapienza, Jenner	Cal Poly DC	16:20.17	5
192	Gutierrez, Eric	FR Glendale	16:20.73	6
193	Llopis, Bryan	FR Cal St. East	16:20.80	3
194	Lopez, John	SO SD Mesa	16:21.41	5
195	Speece, Cody	FR Fort Lewis	16:23.59	5
196	Kargol, Andrew	SR Redlands	16:23.90	5
197	reyes, josue	JR Unattached	16:24.70	5
198	Chan, Garrick	SR Wolfpack Run	16:25.68	5
199	Rodriguez, Andres	SO Hartnell	16:27.00	5
200	dalton, joseph	JR Unattached	16:29.15	3
201	Rome, Andrew	FR Fort Lewis	16:29.83	4

202	Lasting, Julian	FR Saddleback	16:30.48	6
203	Jones, Ashton	SO Unattached	16:31.56	3
204	Adams, Colin	SR Claremont-Mu	16:31.88	6
205	Dmytriw, Connor	FR Menlo Colleg	16:32.17	4
206	Aguilar, Servando	SO West Los Ang	16:36.24	6
207	Boutin, Noble	JR Menlo Colleg	16:36.93	3
208	Diaz, Eli	SO Cuesta	16:36.96	6
209	Cardenas, Jose	FR Allan Hancoc	16:37.00	6
210	Lopez, Raul	FR West Los Ang	16:46.74	6
211	Wilson, Trevor	FR Fort Lewis	16:47.27	6
212	Valle, Andrew	SO Hope Int'l	16:48.44	5
213	Fernando, Andrew	SO Fullerton	16:48.47	6
214	James, Finn	Cal Poly DC	16:51.94	6
215	Clements, Andrew	FR Mt. Sac	16:54.39	5
216	Abe, Trevor	SO Pasadena	16:54.44	6
217	Guajardo, Giovanni	FR Pasadena	16:55.40	5
218	Bausch, Ryan	Cal Poly DC	16:56.44	5
219	Sheard, Brandon	FR Fort Lewis	16:56.48	6
220	Vidrio, Fernando	SO San Bernardi	16:58.92	6
221	Uribe, Eduardo	JR Unattached	16:59.10	6
222	Montes, Freddy	FR Mt. Sac	16:59.90	5
223	Hernandez, Lizandro	SO Santa Ana	17:03.49	6
224	Wing, Sean	FR Fullerton	17:04.42	6
225	Verduzco, Isaac	FR West Los Ang	17:07.33	6
226	Heredia, Alvaro	FR San Bernardi	17:08.29	5
227	Arreola, Dylan	Fleet Feet Track	17:11.14	6
228	Cooper, Tyler	Cal Poly DC	17:22.50	6
229	Reed, Kevin	FR Mt. Sac	17:27.65	5
230	Mac, Austin	Ucsb Running	17:30.70	6
231	MacFarlane, Derek	FR Fort Lewis	17:38.47	6
232	Esqueda, Angel	JR Unattached	17:46.50	6
233	Solanki, Siddhant	Ucsb Running	18:01.33	6
234	Worrall, Matthew	SO Fullerton	18:07.83	6
235	Martinez, Sergio	Cardio Carte	18:14.58	6
236	Begay, Wacey	FR Fort Lewis	18:33.42	6
237	Lopez, Rodolfo	FR West Los Ang	18:44.83	6
--	Khromets, Nikita	SO Cal Lutheran	DNF	5

Men 10000 Meter Run

Name	Year School	Finals	
1	Bramblett, Jordan	SR Embry-Riddle	30:46.46
2	Harrigan-Cota, Daniel	Cardio Carte	30:50.59
3	Hernandez, Nicholas	SO Embry-Riddle	30:54.29
4	White, Benjamin	SO Whittier	30:55.61
5	Fonda, Blake	SR Westmont	31:29.07
6	Brito, David	FR Concordia (C	32:07.71
7	Tobin, Joseph	JR Hope Int'l	32:10.11
8	Bucup, Baltazar	SO West Los Ang	32:22.80
9	Myers, Caleb	SO Vanguard	32:29.95
10	Aguirre, Angel	SO Concordia (C	32:48.43
11	Aviles, Dalton	JR Unattached	33:03.56
12	Alcantar, Angel	SR Valor Track	33:06.64
13	Kroeze, Noah	SR Embry-Riddle	33:18.75
14	Jimenez, Eric	Unattached	33:19.98
15	Valle, Alex	SO Moorpark	33:26.74
16	Rincon, Daniel	Ramirez TC	33:40.42
17	Goldstone, Cam	FR Cuesta	34:13.85
18	Hake, Kurt	JR Azusa Pacifi	34:14.51
19	Barron, Cole	Fleet Feet Track	35:08.88
20	Casas, Adrian	SO Cerritos	35:14.05
21	Bautista, Samuel	SR Concordia (C	35:15.91

22 Amin, Waqas	JR Cardio Carte	35:37.01
23 Roberts, Joey	FR Redlands	35:48.98
24 Aguiar, Francisco	FR Cuyamaca	35:57.46
25 Guzman, Nathan-Michael	JR Cal St. Los	36:03.30
26 Ruble, Brock	FR Antelope Val	36:47.50
27 Silva, Jacob	SR Cal St. Los	39:50.36

Men 110 Meter Hurdles

Name	Year School	Finals	Wind	H#
1 hiroki, fudaba	Yamadadenki	14.75	0.8	1
2 Williams, Victor	SO Cerritos	14.89	0.8	1
3 Williams Jr., Hakim	SO Whittier	15.78	0.8	1
4 Mickelsen, Aaron	SO SD Mesa	15.99	0.8	1
5 Aguilar, Sergio	FR Glendale	16.03	0.8	1
6 Rogers, Craig	JR Whittier	16.09	0.8	1
7 Moreno, Octavio	SO Santa Ana	16.43	0.8	1
8 Barton, Johnny	FR Occidental	16.96	-1.1	2
9 Orozco, Andy	FR SD Mesa	17.21	0.8	1
10 Leduc, Eugene	SO Cerritos	17.23	0.4	3
11 Sloan Jr, Timothy	SO Cerritos	18.11	0.4	3
12 Parker, Charles	FR West Los Ang	18.24	0.4	3
13 Spivey, Cedric	SO Unattached	18.57	-1.1	2
14 O'Neal, Venture	FR Cerritos	19.10	-1.1	2
15 Van Wingerden, Mak	SO The Masters	19.20	-1.1	2
16 Rocha, Vincent	FR Antelope Val	20.14	0.4	3

Men 3000 Meter Steeplechase

Name	Year School	Finals	H#
1 Espinoza, Josh	Cal Coast Tr	8:53.66	1
2 Litoff, Zach	SO Santa Clara	8:53.67	1
3 Mazzanti, Luca	SO Army West Po	9:08.69	1
4 Raslowsky, Christian	JR Santa Clara	9:20.14	1
5 Sparks, Allen	SO Army West Po	9:22.33	1
6 Franz, Daniel	SR boom Running	9:24.33	1
7 Brana, Bobby	FR SD Mesa	9:28.80	1
8 Tosi, Alexander	JR Army West Po	9:33.53	1
9 De La Cruz, Andres	SR Run With Us	9:36.93	1
10 Kerst, Grady	SO Embry-Riddle	9:46.00	2
11 Keiser, Owen	Pomona-Pitze	9:46.44	2
12 Robbins, Jeffery	JR Cal Poly Pom	9:50.08	1
13 Geck, Spencer	FR Glendale	9:51.33	2
14 Harris, Justin	JR The Masters	9:53.09	1
15 English, Lucas	SO Embry-Riddle	9:55.74	2
16 Garcia, Seth	FR Fresno Pacif	9:59.00	2
17 Quinones, Jaime	FR Cerritos	10:06.10	2
18 Awad, Jamal	SO Cerritos	10:09.38	2
19 Nunez, Joshua	JR The Masters	10:14.48	1
20 Ulloa, Usiel	FR Glendale	10:14.98	2
21 Friederichs, Henry	JR Cal Lutheran	10:21.21	2
22 Jaques, Jose	FR Cuyamaca	10:25.58	2
23 Acosta, Jacob	SO Canyons	10:30.38	2
24 Rosales, Mauro	FR Fullerton	10:31.06	2 10:31.060
24 Poulson, Wesley	FR Cuesta	10:31.06	1 10:31.060
26 Flores, Angel	FR Glendale	10:36.96	2
27 Ulloa, Oscar	SO Glendale	10:40.69	2
28 Gonzalez, Melecio	FR Cuesta	11:19.27	2
29 Jordan, Max	FR West Los Ang	11:45.99	2
30 Reynoso, Xavier	FR Cal Lutheran	12:14.90	2

Men 4x100 Meter Relay

School	Finals
1 Team China 2019 'A'	40.25
1) Wu, Zhiqiang SR	2) Jiang, Hengnan SR
3) Zhang, Ruixuan SR	4) Wang, Zhihong SR
2 Occidental 'A'	42.48
1) Marks, Charles JR	2) McCall, Andrew SR
3) Toribio, Chris SR	4) Webb, Tyler JR
3 West Los Angeles 'A'	43.20
1) Boyd, Darrian FR	2) Nathan, Noah FR
3) Randall, Da'Vean FR	4) Chambers, John FR
4 SD Mesa 'A'	43.25
1) Curtis, Jake FR	2) Price, Charles FR
3) Carroll, Veon FR	4) Trickey, Christian FR
5 Glendale 'A'	44.08
1) Lawrence, Jalen FR	2) Jackson, Kai FR
3) Huerta, Jaime FR	4) Sweet, Turiq FR

Men 4x400 Meter Relay

School	Finals	H#
1 Team China 2019 'A'	3:09.66	1
1) WU, Yuang SR	2) LU, Zhiquan SR	
3) Yang, Lei SR	4) YU, Yang SR	
2 Team China 2019 'B'	3:15.49	1
1) Pan, Haitao SR	2) Zhu, Zilong SR	
3) Sui, Songyang SR	4) XU, Haoran SR	
3 Occidental 'A'	3:25.12	1
1) Najjar, Joey SR	2) Biddle, Caldwell SR	
3) Marks, Charles JR	4) McCall, Andrew SR	
4 SD Mesa 'A'	3:26.46	1
1) Ndiaye, Saliou FR	2) Burton, Jake FR	
3) Price, Charles FR	4) Orozco, Andy FR	
5 Pomona-Pitzer 'A'	3:27.65	1
1) Anderson, Brady SR	2) Arnot, Sam SR	
3) Schloesser, Patrick SR	4) Madden, Dylan SR	
6 Glendale 'A'	3:37.21	1
1) Aguilar, Sergio FR	2) Hernandez, Steven FR	
3) Huerta, Jaime FR	4) Salmeron, Brandon FR	
7 West Los Angeles 'A'	3:39.84	2
1) Nathan, Noah FR	2) Macon, Dre'von SO	
3) Boyd, Darrian FR	4) Walton, Aaron SO	
8 Antelope Valley 'A'	3:50.11	2
1) Moore, Alfred FR	2) Adams, Evann FR	
3) Shuler, Marquise FR	4) Carter, Dante FR	

Men High Jump

Name	Year School	Finals
1 Tshiaba, Porte-Joie	FR Cal St. Los	1.95m 6-04.75
2 Johnson, Miles	Pasadena	1.85m 6-00.75
3 Johnson, Evan	Pomona-Pitze	J1.85m 6-00.75
4 Nichols, Daniel	FR Bakersfield	1.80m 5-10.75
5 Anthony, Victor	FR Glendale	1.75m 5-08.75
5 Rainaldi, Ross	SO Claremont-Mu	1.75m 5-08.75
7 Cristobal, Troy	FR SD Mesa	J1.75m 5-08.75
8 Hale, Billy	FR SD Mesa	1.70m 5-07.00
9 Manton, Jacob	SO Occidental	J1.70m 5-07.00
10 O'Neal, Venture	FR Cerritos	1.65m 5-05.00

-- Whealdon, Russ FR Occidental NH

Men Pole Vault

Name	Year	School	Finals	
1 Jin, MinSub		Korea	5.50m	18-00.50
2 Kapule, Nicholas		Pomona-Pitze	4.55m	14-11.00
3 Peterson, Shane	FR	West Los Ang	J4.55m	14-11.00
4 Silva, Garrett	SO	Whittier	J4.55m	14-11.00
5 Lantan, Brian	FR	Cerritos	4.25m	13-11.25
6 Johnson, Evan		Pomona-Pitze	J4.25m	13-11.25
7 Cuevas, Adonis	FR	Chabot	4.10m	13-05.25
8 Greenleaf, Zach	SR	Occidental	J4.10m	13-05.25
9 Fitzgerald, Nico	FR	SD Mesa	3.95m	12-11.50
9 Raskin, Elliot		Pomona-Pitze	3.95m	12-11.50
11 Erian, Martin	FR	Saddleback	J3.95m	12-11.50
12 Gonzalez, Michael	SO	Cerritos	3.80m	12-05.50
13 Orebic, Alex	SO	Occidental	J3.80m	12-05.50
14 Diller, Daniel	FR	Whittier	3.65m	11-11.75
15 Brady, Jake	FR	West Los Ang	3.50m	11-05.75
16 Larson, Tyler	FR	Chabot	J3.50m	11-05.75
17 Reyes, Abel	FR	Cerritos	3.20m	10-06.00
18 Flores, Dominic	FR	SD Mesa	J3.20m	10-06.00
-- Olson, Kenny	FR	Chabot	NH	
-- Castillo, Brian	SO	Cerritos	NH	
-- Calloway, Moise	FR	SD Mesa	NH	

Men Long Jump

Name	Year	School	Finals	Wind	H#
1 Houston, Titus	FR	Cerritos	6.97m	1.3	22-10.50 1
2 Buncio, Delon	SO	Canyons	6.81m	2.6	22-04.25 2
3 Mercado, Andrew	SO	Canyons	6.78m	2.1	22-03.00 2
4 Sample, Collin	FR	Saddleback	6.70m	0.4	21-11.75 1
5 Sloan Jr, Timothy	SO	Cerritos	6.68m	1.5	21-11.00 2
6 Bernal, Timothy	SO	Chabot	6.60m	-0.7	21-08.00 1
7 Whitt, Jared		Pasadena	6.57m	1.6	21-06.75 1
8 Toribio, Chris	SR	Occidental	6.56m	+0.0	21-06.25 1
9 Smith, Justin		Pasadena	6.55m	1.0	21-06.00 1
10 Anderson, Joseph	SO	West Los Ang	J6.55m	1.2	21-06.00 1
11 Ashby, Steven	FR	West Los Ang	6.40m	0.5	21-00.00 1
12 Stanley, Jalon	SO	Chabot	6.38m	2.1	20-11.25 1
13 Cristobal, Troy	FR	SD Mesa	6.35m	1.1	20-10.00 2
14 Calloway, Moise	FR	SD Mesa	6.29m	1.0	20-07.75 2
15 Looby, Eric	SO	Occidental	6.20m	-0.3	20-04.25 1
16 Allen, Cahari	FR	Antelope Val	6.18m	0.3	20-03.50 1
17 Anthony, Victor	FR	Glendale	6.06m	+0.0	19-10.75 2
18 Orozco, Andy	FR	SD Mesa	6.04m	0.7	19-09.75 2
19 Cerda, Jerry	FR	Canyons	5.17m	2.8	16-11.50 2
-- Hardacre, Ethan		Pomona-Pitze	FOUL		1

Men Triple Jump

Name	Year	School	Finals	Wind	H#
1 Sanders, Ryan	SR	NextPhaseAth	15.59m	+0.0	51-01.75 1
2 Parker, Rex		Rpqa-Gol Spo	15.10m	2.1	49-06.50 1
3 Whitt, Jared		Pasadena	14.12m	1.5	46-04.00 1
4 Redding-Moment, Elijah	JR	Menlo Colleg	13.81m	1.6	45-03.75 1
5 Zheng, Jerry	JR	S.H.A.R.K.S	13.53m	0.6	44-04.75 1
6 Bell, Dakari	FR	Glendale	12.97m	+0.0	42-06.75 2

7	Hardacre, Ethan	Pomona-Pitze	12.80m	+0.0	42-00.00	1
8	Ramirez, Andres	FR Santa Ana	12.74m	1.6	41-09.75	2
9	Randall, Da'Vean	FR West Los Ang	12.71m	+0.0	41-08.50	1
10	Anthony, Victor	FR Glendale	12.68m	1.3	41-07.25	2
11	Smith, Justin	Pasadena	12.60m	-0.5	41-04.25	1
12	Allen, Cahari	FR Antelope Val	12.57m	-1.1	41-03.00	1
13	Anderson, Joseph	SO West Los Ang	12.56m	+0.0	41-02.50	1
14	Wong, Nathan	FR Fullerton	12.55m	+0.0	41-02.25	2
15	Bernal, Timothy	SO Chabot	12.49m	+0.0	40-11.75	2
16	Stanley, Jalon	SO Chabot	12.17m	+0.0	39-11.25	2
--	Harice, Ryan	FR Antelope Val	FOUL			2
--	Karody, Neel	Pomona-Pitze	FOUL			2

Men Shot Put

Name	Year School	Finals	H#
1	Baloun, Blake	FR Saddleback	14.82m 48-07.50 1
2	Bowman, Marquice	SO West Los Ang	14.32m 46-11.75 1
3	Folsom, Davey	FR SD Mesa	14.14m 46-04.75 1
4	Palmer, Jordan	FR Canyons	14.00m 45-11.25 1
5	Jacob, Reuben	FR Ventura	13.82m 45-04.25 1
6	Gonzalez, Jorge	SO Cerritos	13.80m 45-03.50 1
7	Whitby, Jacob	SO Bakersfield	13.72m 45-00.25 1
8	Peterson, Reese	JR Claremont-Mu	13.42m 44-00.50 1
9	Abundo, Kyle	FR Occidental	13.32m 43-08.50 1
10	Center, Riley	FR Glendale	12.60m 41-04.25 1
11	Contreras, Gabriel	FR Whittier	12.22m 40-01.25 2
12	Allen, Terrence	FR SD Mesa	12.19m 40-00.00 2
13	Mansour-Sakr, Shazel	FR Whittier	12.16m 39-10.75 2
14	Newman, Jaylen	FR Concordia (C	12.02m 39-05.25 2
15	Johnson, Darius	FR Ventura	11.95m 39-02.50 2
16	Sanchez, Elvis	SO Bakersfield	11.72m 38-05.50 2
17	Jarquín, Ivan	FR Glendale	11.67m 38-03.50 2
18	Varela, Marcos	SO Bakersfield	11.66m 38-03.25 1
19	Hartsfield, Cody	FR Bakersfield	11.59m 38-00.25 2
20	Sill, Michael	SO Claremont-Mu	11.56m 37-11.25 2
21	Stanley, Terrell	FR Canyons	11.40m 37-05.00 2
22	Hosseinion, Warren	Pomona-Pitze	11.36m 37-03.25 2
--	Schechter, Alex	SO Saddleback	FOUL 1

Men Discus Throw

Name	Year School	Finals	H#
1	Gonzalez, Jorge	SO Cerritos	45.17m 148-02 1
2	Hamilton, Chaison	SO Concordia (C	42.60m 139-09 1
3	Baloun, Blake	FR Saddleback	42.11m 138-02 1
4	Woodard, Ryan	SO Concordia (C	42.05m 137-11 1
5	Occhino, Michael	Unattached	40.88m 134-01 1
6	Bazakas, Theodore	Pomona-Pitze	40.28m 132-02 1
7	Whitby, Jacob	SO Bakersfield	40.21m 131-11 1
8	Palmer, Jordan	FR Canyons	40.19m 131-10 1
9	Schechter, Alex	SO Saddleback	39.91m 130-11 2
10	Johnson, Darius	FR Ventura	39.59m 129-11 2
11	Sill, Michael	SO Claremont-Mu	39.32m 129-00 1
12	Khasnavis, Samuel	Pomona-Pitze	39.00m 127-11 1
13	Hartsfield, Cody	FR Bakersfield	37.50m 123-00 2
14	Finch, Ibrahim	SO Occidental	37.41m 122-09 1
15	Mitchell, Andrew	FR SD Mesa	37.01m 121-05 2
16	Gamez, Pablo	FR Glendale	37.00m 121-05 2
17	Peterson, Reese	JR Claremont-Mu	J37.00m 121-05 1
18	Guzman, Jacob	FR Ventura	36.92m 121-01 2

19	Sanchez, Elvis	SO Bakersfield	36.59m	120-00	2
20	Hosseinion, Warren	Pomona-Pitze	35.03m	114-11	2
21	Allen, Terrence	FR SD Mesa	33.60m	110-03	2
22	Batchelor, David	SR Hope Int'l	30.34m	99-06	2
23	Gibson, Jordan	Pomona-Pitze	20.35m	66-09	2

Men Hammer Throw

Name	Year	School	Finals	H#	
1	Parra, Abraham	SR Mexico	61.83m	202-10	1
2	Stauffer, Jacob	JR Army West Po	53.12m	174-03	1
3	Schechter, Alex	SO Saddleback	50.07m	164-03	1
4	Risi, Marco	FR Army West Po	48.67m	159-08	1
5	Baloun, Blake	FR Saddleback	46.27m	151-10	1
6	Peterson, Reese	JR Claremont-Mu	44.35m	145-06	1
7	Sill, Michael	SO Claremont-Mu	42.52m	139-06	1
8	Nikora, Jesse	SO Occidental	42.01m	137-10	1
9	Calvin, Ivy	FR Antelope Val	38.89m	127-07	2
10	Sanchez, Elvis	SO Bakersfield	37.99m	124-08	1
11	Khasnavis, Samuel	Pomona-Pitze	37.48m	122-11	2
12	Varela, Marcos	SO Bakersfield	36.08m	118-04	2
13	Guardado, Steve	SO Cerritos	35.66m	117-00	2
14	Cardenas, Hermes	SO Glendale	35.65m	116-11	2
15	Center, Riley	FR Glendale	34.74m	114-00	2
16	Bazakas, Theodore	Pomona-Pitze	34.31m	112-07	1
17	Nathanson, Ben	FR Saddleback	33.36m	109-05	2
18	Allen, Terrence	FR SD Mesa	33.20m	108-11	2
19	Pepares, Nick	SO Chabot	32.87m	107-10	1
20	Abundo, Kyle	FR Occidental	32.80m	107-07	2
21	Rostovtsev, Daniel	SO Caltech	30.64m	100-06	2
--	Whitby, Jacob	SO Bakersfield	FOUL		1
--	Folsom, Davey	FR SD Mesa	FOUL		2

Men Javelin Throw

Name	Year	School	Finals	H#	
1	Harvey, Armand	SR Occidental	51.37m	168-06	1
2	Venglass, Jordan	SO Claremont-Mu	50.30m	165-00	1
3	Knowles, Maxwell	JR Claremont-Mu	49.47m	162-04	1
4	Schulz, Connor	SO Claremont-Mu	45.29m	148-07	1
5	Mitchell, Andrew	FR SD Mesa	45.27m	148-06	1
6	Giron, Angel	FR Glendale	44.45m	145-10	2
7	Allen, Terrence	FR SD Mesa	43.15m	141-07	1
8	Romero, Paul	SR Concordia (C	41.08m	134-09	1
9	Mickelsen, Aaron	SO SD Mesa	40.49m	132-10	1
10	Stanley, Terrell	FR Canyons	38.23m	125-05	2
11	Pepares, Nick	SO Chabot	37.96m	124-06	1
12	Salado, Thomas	FR Glendale	37.77m	123-11	2
13	Lopez, Kevin	FR Allan Hancoc	37.20m	122-00	2
14	Hartsfield, Cody	FR Bakersfield	36.65m	120-03	2
15	Ocampo, Miguel	SO Glendale	36.36m	119-03	2
16	Allen, Travis	FR SD Mesa	35.78m	117-05	2
17	Jacob, Reuben	FR Ventura	35.07m	115-01	2
18	Whitby, Jacob	SO Bakersfield	33.92m	111-03	2
19	Avelar, Andres	SR Concordia (C	31.48m	103-03	2
20	Navarro, Oscar	FR SD Mesa	4.05m	13-03	1



Useful Links

DENTAL COLLEGE WEBSITE

INI

IG

Occidental College

1600 Campus Road
Los Angeles, California 90041

Connect With Us

 TWITTER

 FACEBOOK

 INSTAGRAM

 YOUTUBE

SPORTS