



SAINT LOUIS BILLIKENS GAME NOTES

SLU (5-2) vs. Utah State (5-1)
Tuesday, Nov. 28, 2023
St. Louis, Mo. (Chaifetz Arena // 10,600)

TV
Bally SPORTS MIDWEST
Scott Warmann
Scott Highmark

RADIO
KMOX
NewsRadio 1120
America's Sports Voice
Bob Ramsey
Earl Austin Jr.

2023-24 Record	5-2
A-10	0-0
Home	4-0
Away	0-0
Neutral	1-2

2023-24 SCHEDULE

October

Tue. 24	Ky. Wesleyan (exh.)	W, 85-75
Sun. 29	Berea College (exh.)	W, 98-60

November

Mon. 6	Southern Indiana	W, 75-63
Wed. 8	Lincoln (Mo.)	W, 102-66
Sat. 11	Illinois State	W, 80-71
Thu. 16	Wyoming +	W, 79-69
Fri. 17	Vermont +	L, 68-78
Sun. 19	Wichita State +	L, 69-88
Sat. 25	Dartmouth	W, 66-65
Tue. 28	Utah State	7pm

December

Sat. 2	at Southern Illinois	2:30pm
Wed. 6	at Drake	7pm
Sat. 9	Hofstra	2pm
Sat. 16	Louisiana Tech	7pm
Wed. 20	at NC State	6pm

January

Wed. 3	Loyola Chicago*	6pm
Sat. 6	at George Mason*	1pm
Wed. 10	Saint Joseph's*	6pm
Tue. 16	at Dayton*	7pm
Fri. 19	at VCU*	6pm
Wed. 24	Davidson*	6pm
Sat. 27	UMass*	7pm
Tue. 30	at Loyola Chicago*	7pm

February

Sat. 3	Fordham*	1:30pm
Wed. 7	at La Salle*	5:30pm
Sat. 10	at Saint Joseph's*	11:30am
Fri. 16	VCU*	6pm
Tue. 20	at Duquesne*	6pm
Sat. 24	George Washington*	2pm
Wed. 28	Richmond*	7pm

March

Sat. 2	at Rhode Island*	3pm
Tue. 5	Dayton*	8pm
Sat. 9	at St. Bonaventure*	11:30am

+ Myrtle Beach Invitational (ESPN Events)
* Atlantic 10 Conference Game
All times Central unless otherwise noted



Saint Louis Billikens
Head Coach: Travis Ford (Kentucky, 1994)
Ford's record at SLU: 138-91 (8th year)
Ford's career record: 474-357 (27th year)



Utah State Aggies
Head Coach: Danny Sprinkle (Montana St., 2000)
Sprinkle's record at USU: 5-1 (1st year)
Sprinkle's career record: 86-44 (5th year)

- NOTABLES**
- Saint Louis faces its highest ranked opponent this year (according to KenPom) on Tuesday as Utah State (5-1) visits Chaifetz Arena.
 - The Billikens are 5-2 on the season and are coming off a 66-65 victory against Dartmouth on Saturday night.
 - Saturday's win against the Big Green was the 200th in Chaifetz Arena history. The Bills are 200-68 in 16 seasons on their home court, including 4-0 this year and 19-3 the last two seasons.
 - **Terrence Hargrove Jr.** is second on the team in scoring (15.7 ppg) and tops in rebounding (6.1 rpg). He scored 17 points in the win against Dartmouth.
 - **Gibson Jimerson** scored a season-high 23 points in the win over Dartmouth, which moved him just three points away from passing Billiken great **Ed Macauley** for 13th on SLU's all-time scoring list.
 - **Michael Meadows Jr.** ranks 16th nationally in assist-to-turnover ratio (4.8).
 - **Kellen Thames** has recorded at least one steal in every game and ranks fourth in the A-10 with 12 on the year.
 - As a team, the Billikens rank 19th in the NCAA in free-throws made per game (19.0). They are also tops in the A-10 in 3-point percentage (.380) and fastbreak points (16.0 per game).
 - After Tuesday's game, the Billikens hit the road for two-straight at Southern Illinois (Dec. 2) and Drake (Dec. 6). SLU's next home game is Dec. 9 against Hofstra.

BY THE NUMBERS

SLU	USU	
5-2	Record	5-1
0-0	Conference Record	0-0
W1	Streak	W4
167	KenPom (thru 11/25)	65
97	NCAA Net (2022-23)	23
77.0	Scoring Offense	81.2
71.4	Scoring Defense	62.5
+5.6	Scoring Margin	+18.7
.429	FG Percentage	.520
.418	Opponent FG Percentage	.385
.380	3FG Percentage	.327
.291	Opponent 3FG Percentage	.222
7.7	3FG Made Per Game	5.7
.723	FT Percentage	.664
19.0	FTs Made Per Game	13.5
35.0	Rebounds Per Game	40.0
-6.1	Rebounding Margin	+8.7
11.7	Assists Per Game	19.2
9.6	Turnovers Per Game	12.3
+4.3	Turnover Margin	+0.8
1.2	Assist/Turnover Ratio	1.6
8.0	Steals Per Game	7.2
2.9	Blocks Per Game	5.0

SERIES HISTORY

Overall SLU leads 1-0

PREVIOUS MEETING

12/27/67 SLU 97, Utah State 78
LA Classic (Los Angeles, Calif.)

BILLIKENS AT A GLANCE

No.	Name	Pos.	Ht	Wt	Cl.-Yr at SLU	Hometown	GP-GS	PPG	RPG	MPG
<i>Season Stats ^ Last game starter</i>										
0	Kellen Thames	G	6-5	200	So.-2nd yr.	St. Louis, Mo.	7-0	5.3	3.6	16.3
1	Cian Medley	G	5-11	165	Fr.-1st yr.	Sicklerville, N.J.	7-0	4.1	1.3	20.2
2	Larry Hughes II^	G	6-4	185	So.-2nd yr.	St. Louis, Mo.	7-7	5.9	3.0	21.0
3	Bradley Ezewiro	F	6-9	265	Jr.-1st yr.	Torrance, Calif.				
4	Djordje Curcic	G	6-2	185	Fr.-1st yr.	Cacak, Serbia	4-0	3.3	0.0	9.0
5	Tim Dalger^	F	6-7	215	Sr.-1st yr.	Fort Lauderdale, Fla.	7-4	10.9	5.6	24.1
7	Michael Meadows Jr.^ G	6-2	175	Sr.-1st yr.	Hollywood, Calif.	7-6	5.7	3.0	26.4	
10	Abou Magassa	F	6-7	215	Fr.-1st yr.	Morsang-sur-Orge, France				
11	Alex Nokes	F	6-6	210	Fr.-1st yr.	Pacific Palisades, Calif.				
12	Bruce Zhang	C	7-0	265	Fr.-1st yr.	Nanchang, China	5-0	2.8	1.0	8.4
13	Tsvet Sotirov	F	6-7	210	Fr.-1st yr.	Rolling Meadows, Ill.				
15	Stef van Bussel	C	6-10	255	Fr.-1st yr.	Ommel, Netherlands	3-0	2.7	3.7	8.7
21	Sincere Parker	G	6-3	195	Jr.-2nd yr.	Rockford, Ill.	4-4	17.3	5.5	24.3
22	Terrence Hargrove Jr.^ F	6-5	215	Sr.-5th yr.	East St. Louis, Ill.	7-7	15.7	6.1	28.3	
24	Gibson Jimerson^	G	6-5	215	Jr.-5th yr.	Richmond, Va.	7-7	13.9	3.7	32.9
25	Phil Jones	G	6-1	185	So.-2nd yr.	Chicago, Ill.	1-0	0.0	0.0	4.1
33	Lamont Evans IV	G	6-0	155	Jr.-2nd yr.	Hollywood, Fla.	2-0	2.5	0.5	5.1




Kellen Thames




Cian Medley



Larry Hughes II



Bradley Ezewiro




Djordje Curcic



Tim Dalger




Michael Meadows Jr.



Abou Magassa




Alex Nokes



Bruce Zhang



Tsvet Sotirov



Stef van Bussel



Sincere Parker




Terrence Hargrove Jr.



Gibson Jimerson



Phil Jones



Lamont Evans IV



Travis Ford

NUMERICAL ROSTER

NO.	NAME	POS.	HT.	WT.	Cl.	Year at SLU	HOMETOWN / PREVIOUS SCHOOL(S)
0	Kellen Thames	G	6-5	205	So.	2nd	St. Louis, Mo. / Pattonville
1	Cian Medley	G	5-11	165	Fr.	1st	Sicklerville, N.J. / Camden
2	Larry Hughes II	G	6-4	185	So.	2nd	St. Louis, Mo. / CBC
3	Bradley Ezewiro	F	6-9	265	Jr.	1st	Torrance, Calif. / Oak Hill Academy / Georgetown/LSU
4	Djordje Curcic	G	6-2	185	Fr.	1st	Cacak, Serbia / Gimnazija
5	Tim Dalger	F	6-7	215	Sr.	1st	Fort Lauderdale, Fla. / Calvary Christian / Independence CC / Tulsa
7	Michael Meadows Jr.	G	6-2	175	Sr.	1st	Hollywood, Calif. / Campbell Hall / Portland/Eastern Washington
10	Abou Magassa	F	6-7	215	Fr.	1st	Morsang-sur-Orge, France / Chorale Roanne Basket
11	Alex Nokes	F	6-6	210	Fr.	1st	Pacific Palisades, Calif. / Beverly Hills
12	Bruce Zhang	C	7-0	265	Fr.	1st	Nanchang, China / The Skill Factory (Ga.)
13	Tsvet Sotirov	F	6-7	210	Fr.	1st	Rolling Meadows, Ill. / Rolling Meadows
15	Stef van Bussel	C	6-10	255	Fr.	1st	Ommel, Netherlands / Phillips van Horne / Peelland College
21	Sincere Parker	G	6-3	195	Jr.	2nd	Rockford, Ill. / Rockford East / Moberly Area CC
22	Terrence Hargrove Jr.	F	6-5	215	Sr.	5th	East St. Louis, Ill. / East St. Louis
24	Gibson Jimerson	G	6-5	215	R-Jr.	5th	Richmond, Va. / Montverde Academy
25	Phil Jones	G	6-1	185	So.	2nd	Chicago, Ill. / Mount Carmel
33	Lamont Evans IV	G	6-0	155	Jr.	2nd	Hollywood, Fla. / Blanche Ely / South Florida

SAINT LOUIS STAFF

Name	Position // Year at SLU	Alma Mater // Year
Travis Ford	Head Coach // 8th	Kentucky // 1994
Corey Tate	Assoc. Head Coach // 8th	Missouri // 1997
Chris Harriman	Assistant Coach // 5th (1st this stint)	Augusta State // 2003
Charles Thomas	Assistant Coach // 1st	Eastern Michigan // 2000
Thomas Dziagwa	Director of Basketball Operations // 2nd	Oklahoma State // 2020
Christian Nunez	Director of Player Development // 4th	Farmingdale State // 2013
Brad Lewis	Video & Analytics Coordinator // 3rd	Oklahoma State // 2018
Brandon Courtney	Senior Graduate Manager // 2nd	Saint Louis // 2022
Jordon Kedrowski	Senior Graduate Manager // 2nd	Carthage // 2020

NOTE

SLU elected to **NOT** advance athletic eligibility following the COVID season that did not count against a player's eligibility. The "YR." listed on the roster helps represent eligibility remaining (including this year). Fr.=four years remaining; So.=three years remaining; Jr.=two years remaining; Sr.=final year of eligibility.

PRONUNCIATIONS

- #1 Cian Medley - See-ahn Medley
- #3 Bradley Ezewiro - Bradley Ezzeh-wurr-oh
- #4 Djordje Curcic - George Church-chitch
- #5 Tim Dalger - Tim Dal (as in Dallas)-ger (hard g)
- #10 Abou Magassa - ahh-boo Mah-gas-sa
- #12 Bruce Zhang - Bruce Jong
- #13 Tsvet Sotirov - Svet So-tier-oof
- #15 Stef van Bussel - Stef van Buus-sle

Scan the QR code for an audio pronunciation guide



Audio: bit.ly/3saFKD8

WHAT'S ON TAP?

- ▶ Saint Louis (5-2) concludes a busy November on Tuesday night when it hosts the Utah State Aggies (5-1) at Chaifetz Arena. Game time is set for 7 p.m.
- ▶ It's the final game of a quick two-game homestand for the Billikens. SLU hits the road for two straight beginning Saturday at Southern Illinois, then next Wednesday at Drake.

FOLLOWING THE ACTION

- ▶ Tuesday's game against Utah State will be televised on Bally Sports Midwest Extra, BSMW's alternate channel. **Scott Warmann** and **Scott Highmark** have the call.
- ▶ KMOX 1120 AM serves as the Home for Billiken Basketball on the radio. Billiken Hall of Famers and longtime SLU men's basketball radio partners **Bob Ramsey** and **Earl Austin Jr.** will call the action for all SLU games, both at home and on the road.

LAST TIME OUT

- ▶ Saint Louis survived a late rally by Dartmouth and defeated the Big Green 66-65 on Saturday night in nonconference men's basketball action at Chaifetz Arena.
- ▶ Saint Louis snapped a two-game skid and improved to 5-2 with the victory. Dartmouth fell to 1-3.
- ▶ **Gibson Jimerson** finished with a season-high 23 points thanks in part to 10-of-11 shooting from the stripe. Five of Jimerson's six field goals came in the second half.
- ▶ **Terrence Hargrove Jr.** scored 17 points and pulled down six rebounds. **Michael Meadows Jr.** scored 12 points, all in the first half. **Tim Dalger** was effective, scoring nine points and posting a team-high eight rebounds.
- ▶ The Billikens led by 11 at halftime but Dartmouth rallied and had a chance to win it in the end. The Big Green had a pair of shots at the basket and a wide-open look for 3 in the final seconds, but all attempts were off the mark and SLU escaped with the one-point win.

Upcoming Opponents	
<i>KenPom Rankings / thru games of Nov. 26</i>	
Utah State (Nov. 28)	64
at Southern Illinois (Dec. 2)	116
at Drake (Dec. 6)	88
Hofstra (Dec. 9)	113
Louisiana Tech (Dec. 16)	94
at NC State (Dec. 20)	55
SLU: 167	

CHALLENGING SCHEDULE

- ▶ The Utah State game and the month of December usher in a challenging portion of the Billikens' schedule.
- ▶ Four of the remaining six opponents on the nonconference slate have KenPom rankings below 100, through games of Nov. 26. The other two, Southern Illinois and Hofstra, are close at 116 and 113, respectively.
- ▶ Utah State has the best KenPom ranking of an opponent that SLU has played this season at No. 64.

ABOUT UTAH STATE

- ▶ Utah State enters Tuesday's game with a 5-1 overall record. The Aggies' lone loss came in overtime at undefeated Bradley on Nov. 11.
- ▶ Last season, Utah State went 26-9 overall and earned an at-large bid into the NCAA Tournament. In the offseason, head coach **Ryan Odom** was hired at VCU. Utah State hired **Danny Sprinkle** from Montana State after he took the Bobcats to two NCAA Tournament, and Sprinkle has constructed virtually an entirely new roster.
- ▶ Utah State is one of just three teams in the nation that returned zero points to its 2023-24 roster (New Mexico State and Northwestern).
- ▶ Despite the new look, the Aggies are still having success. They are coming off the Cayman Island Classic, which they won after defeating Marshall, Akron and Stephen F. Austin in consecutive games.
- ▶ **Great Osobor**, a 6-8 wing who played for Sprinkle at Montana State, averages a double-double of 20.5 ppg and 10.0 rpg. **Darius Brown II**, another Montana State transfer, scores 11.7 ppg and is among the nation's leaders in assist-to-turnover ratio (6.71) and assists per game (7.8). Utah State features a seven-foot center in **Isaac Johnson**, a transfer from Oregon. He is averaging 6.2 ppg this season.
- ▶ Utah State ranks third in the NCAA in 3-point percentage defense as teams shoot just .222 against the Aggies from beyond the arc. Also, the Aggies are 11th in the NCAA in assists per game (19.2) and 11th in FG% (.520).

SERIES HISTORY

- ▶ Saint Louis and Utah State are meeting for just the second time.
- ▶ The only previous meeting between SLU and Utah State occurred during the 1967-68 season at UCLA's LA Classic in Los Angeles. The Billikens defeated the Aggies 97-78 on a neutral court in the opening round of the tournament to advance to face the host Bruins. UCLA would defeat the Billikens in the next game. The Bruins were led by **Lew Alcindor (Kareem Abdul-Jabbar)** and coached by **John Wooden** and went on to win the

2023-24 SLU QUICK FACTS

General Information

School Name	Saint Louis University
City/ZIP	St. Louis, MO 63103
Founded	1818
Enrollment	13,546
Nickname	Billikens
Colors	Blue and White
NCAA Affiliation	NCAA Division I
Conference	Atlantic 10 Conference
President	Dr. Fred Pestello
Director of Athletics	Chris May
Faculty Athletics Representative	Dr. Michael Ross
Facility	Chaifetz Arena (10,600)
Athletic Dept. Phone	(314) 977-3177
Ticket Office Phone	(314) 977-4SLU

2023-24 Staff

Head Coach	Travis Ford
Alma Mater, Year	Kentucky, 1994
Record at School	138-91 (8th year)
Career Record	474-357 (27th year)
Associate Head Coach	Corey Tate
Alma Mater, Year	Missouri, 1997
Season at SLU	Eighth
Assistant Coach	Chris Harriman
Alma Mater, Year	Augusta State, 2003
Season at SLU	Fifth (1st this stint)
Assistant Coach	Charles Thomas
Alma Mater, Year	Eastern Michigan, 2000
Season at SLU	First
Director of Basketball Operations	Thomas Dziagwa
Alma Mater, Year	TCU, 2015
Season at SLU	Third (second as DOBO)
Director of Player Development	Christian Nunez
Alma Mater, Year	Farmingdale State, 2013
Season at SLU	Fourth (third as DOPD)
Video & Analytics Coordinator	Brad Lewis
Alma Mater, Year	Oklahoma State, 2018
Season at SLU	Second
Graduate Student Managers	Brandon Courtney, Jordon Kedrowski

2022-23 Season at a Glance

Overall Record Last Year	21-12
Home	15-3
Away	4-7
Neutral	2-2
Conference Record (Finish)	12-6 (4th)
Conference Tournament	1-1 (Semifinals)
Postseason	None

2023-24 Outlook

Scholarship Players Returning/Lost	5/7
Starters Returning/Lost	2/3
Newcomers	8
Preferred Walkons	4

Billiken Media Relations

Assistant AD (MBB Contact)	Brian Kunderman
Email	brian.kunderman@slu.edu
Cell	314-808-4868
Website	SLUBillikens.com

BILLIKENS YEAR-BY-YEAR (Since 1982-83)*

YEAR RECORDS/FINISH POSTSEASON

Midwestern Collegiate Conference

Head coach: Rich Grawer

1982-83	5-23/2-12/7th	
1983-84	12-16/5-9/6th	
1984-85	13-15/6-8/6th	
1985-86	18-12/8-4/2nd	
1986-87	25-10/7-5/t3rd	
1987-88	14-14/5-5/t3rd	
1988-89	27-10/8-4/2nd	NIT runner-up
1989-90	21-12/9-5/3rd	NIT runner-up
1990-91	19-14/8-6/3rd	

Great Midwest Conference

1991-92 5-23/0-10/6th

Head coach: Charlie Spoonhour

1992-93	12-17/1-9/6th	
1993-94	23-6/8-4/2nd	NCAA first round
1994-95	23-8/8-4/2nd	NCAA second round

Conference USA

1995-96	16-14/4-10/9th	NIT first round
1996-97	11-18/4-10/9th	
1997-98	22-11/11-5/4th	NCAA second round
1998-99	15-16/8-8/6th	

Head coach: Lorenzo Romar

1999-00	19-14/7-9/t7th	NCAA first round
2000-01	17-14/8-8/7th	
2001-02	15-16/9-7/5th	

Head coach: Brad Soderberg

2002-03	16-14/9-7/4th	NIT first round
2003-04	19-13/9-7/t6th	NIT second round
2004-05	9-21/6-10/10th	

Atlantic 10 Conference

2005-06 16-13/10-6/t3rd

2006-07 20-13/8-8/t7th

Head Coach: Rick Majerus

2007-08	16-15/7-9/t9th	
2008-09	18-14/8-8/9th	
2009-10	23-13/11-5/4th	CBI runner-up
2010-11	12-19/6-10/t10th	
2011-12	26-8/12-4/2nd	NCAA second round

Head Coach: Jim Crews

2012-13	28-7/13-3/1st	NCAA second round
2013-14	27-7/13-3/1st	NCAA second round
2014-15	11-21/3-15/14th	
2015-16	11-21/5-13/t12th	

Head Coach: Travis Ford

2016-17	12-21/6-12/11th	
2017-18	17-16/9-9/t5th	
2018-19	23-13/10-8/6th	NCAA first round
2019-20	23-8/12-6/4th	season canceled
2020-21	14-7/6-4/4th	NIT first round
2021-22	23-12/12-6/5th	NIT first round
2022-23	21-12/12-6/4th	
2023-24	5-2	In progress...

*The Billikens competed in the Missouri Valley Conference from 1937-1974 and won at least a share of five league titles. SLU was in the Metro Conference from 1974-82.

1968 national title.

► Utah State is the third Mountain West opponent the Billikens have played the last few years. SLU faced Wyoming earlier this season, and had a home-and-home with Boise State the last two seasons. SLU is 11-5 all-time against Mountain West opponents. It has played New Mexico the most of any Mountain West foe, having posted a 3-3 record against the Lobos.

TRACKING JIMERSON

► **Gibson Jimerson**, SLU's leading scorer each of the last two seasons, is working his way up several categories in the SLU record book. He is third in school history with 247 3-pointers made, third in career FT percentage (.843), fifth in career 3FG percentage (.406) and 14th in career points (1,400).

► Among all active NCAA Division players, Jimerson is 31st in career 3FG% and 28th in career 3FGs made.

► Jimerson's 1,400 career points is 14th in SLU history and 70th among all active NCAA Division players. He is three points away from surpassing Billiken great **Ed Macauley** in 13th.

► Last season, Jimerson led the Billikens with 14.0 ppg and was second in the A-10 in 3FG percentage (85-212, .401) and third in the league in 3-pointers made per game (2.58).

► Jimerson announced on March 29 his intention to return to the Billikens. In fact, while this is Jimerson's fifth season with the Billikens, he is technically a junior eligibility wise. He received a medical hardship waiver his first season (2019-20) after injuring his foot after playing in 10 games, the maximum amount of games allowed for him to play in and still receive the waiver. The 2020-21 season did not count against a players' eligibility due to the pandemic.

► Dec. 17, 2022, was a special day for Jimerson. In the morning, he walked across the stage at Chaifetz Arena in a cap and gown during SLU's Midyear Commencements and received a B.S. in International Business. Later that night in a game against Drake in the same Chaifetz Arena, he registered his 1,000th career point. Jimerson was named an Academic All-American in 2021-22.

HARGROVE AMONG SLU'S TOP SCORERS

► **Terrence Hargrove Jr.** is averaging 15.7 ppg to lead SLU's active players (**Sincere Parker** is at 17.3 ppg but is out with a foot injury).

► Hargrove is averaging 17.7 ppg over his last three games. He averaged 15 points and 5.7 rebounds in the Myrtle Beach Invitational en route to All-Tournament team honors.

► Hargrove tied a career-high with 27 points in the season-opening win against Southern Indiana. He also pulled down a career-high 15 rebounds against USI for the third double-double of his career, and the first since he recorded two his freshman campaign.

► Back for his fifth season with the Bills, Hargrove has played in 119 games in his career and could surpass the school record for games played this year. That record is currently held by **Dwayne Evans** and **Jordair Jett**, who played in 134 games from 2010-14.

► Last year, Hargrove appeared in all 33 games and made 16 starts. He was third on the Billikens with 20 blocked shots. In A-10 play, Hargrove shot better than 50 percent and averaged 7.7 points and 4.2 rebounds.

► Hargrove was the recipient of the U.S. Basketball Writers Association 2023 Perry Wallace Most Courageous Award for coming forward to discuss his mental health and helping to remove any stigma still associated with that, and to also acknowledge the many issues college basketball players – and athletes in all sports – have faced before, during and after the pandemic.

PARKER OUT 4-6 WEEKS WITH FOOT INJURY

► Junior **Sincere Parker** suffered a fracture in his right foot Nov. 16 against Wyoming and is out 4-6 weeks.

► He had a career-best 22 points against the Cowboys and was leading the Billikens with eight boards before leaving with eight minutes left in the second half with the injury.

► Parker's 17.3 ppg this season leads the Billikens.

► Last season, Parker played in all 33 games and averaged 5.9 points and 3.7 rebounds. He shot 42.3 percent

Tracking Jimerson

Where Jimerson stands in the SLU recordbook

Career 3-pointers made

1.	Erwin Claggett (1992-95)	295
2.	Kevin Lisch (2005-09)	259
3.	Gibson Jimerson (2019-p)	247

Career 3-pointers attempted

1.	Erwin Claggett (1992-95)	716
2.	Kevin Lisch (2005-09)	656
3.	Gibson Jimerson (2019-p)	608
	Scott Highmark (1992-95)	608

Career 3FG%

1.	Roland Gray (1986-89)	.457
2.	H Waldman (1993-95)	.420
3.	Marcus Bartley (2014-16)	.415
4.	Erwin Claggett (1992-95)	.412
5.	Gibson Jimerson (2019-p)	.406

Career FT%

1.	Darryl Lenard (1983-86)	.859
2.	Luther Burden (1982-85)	.850
3.	Gibson Jimerson (2019-p)	.843

Career Points

1.	Anthony Bonner (1986-90)	1,972
...		
10.	Harry Rogers (1970-73)	1,493
11.	Jordan Goodwin (2017-21)	1,460
12.	Dick Boushka (1952-55)	1,448
13.	Ed Macauley (1945-49)	1,402
14.	Gibson Jimerson (2019-p)	1,400

from the field and was third on the team with 23 3-pointers made.

► Parker averaged 6.7 points and was a 42.2 percent shooter from 3-point range during A-10 play (19-45).

DALGER INTO STARTING ROLE

► Senior **Tim Dalger** came off the bench in the Billikens' first three games, but was inserted into the starting lineup against Wyoming in the Myrtle Beach Invitational and has been starting ever since.

► He was especially productive in the win against Wyoming, scoring 17 points and registering three steals.

► For the season, Dalger scores 10.9 ppg and hauls in 5.6 rpg. He is second on the team with eight steals.

THAMES CONTRIBUTING IN PARKER'S ABSENCE

► One of the players who figures to see more playing time for the injured Sincere Parker is sophomore **Kellen Thames**.

► Thames did not disappoint after playing the most substantial minutes of his career in the three games at the Myrtle Beach Invitational. He averaged 7.0 ppg and 4.7 rpg in the three games.

► Thames has at least one steal in all seven games this season and leads the Billikens with 12. That total ranks third in the conference.

POINT GUARDS PROTECTING THE BALL

► Point guards **Michael Meadows Jr.** and **Cian Medley** combined to dish out 23 assists and commit just three turnovers in the three games of the Myrtle Beach Invitational.

► For the season, Meadows has a 4.8 assist-to-turnover ratio, which ranks 16th early on in the NCAA.

HUGHES II ON SCHOLARSHIP, IN STARTING LINEUP

► **Larry Hughes II** was technically a preferred walk-on last season and is on scholarship this season. He drilled three treys en route to 12 points in the opener against Southern Indiana. He has started every game this season and is averaging 5.9 ppg.

► He appeared in 27 games and made his first-career start in the win at George Washington for an ailing **Yuri Collins**. Hughes played a career-high 26 minutes in that game at GW.

► Hughes had a then career-high 12 points against VCU in the A-10 semifinals, going 3-of-5 from the field, 3-of-4 from downtown and 3-of-3 from the line.

BRUUUUUUUCE ZHANG DEBUTS

► Seven-foot freshman center **Bruce Zhang** made his collegiate debut Nov. 11 against Illinois State. He converted a 3-point play for this first-collegiate points to bring the Chaifetz Arena crowd to its feet.

► Zhang matched his career high with five points against Wichita State. He has hit all six of his FTs this year.

► Billikens fans are quick to yell "Bruuuuuuce" each time Zhang checks in or scores. It's familiar territory for St. Louis sports fans as they would do the same each time Super Bowl XXXIV champion and NFL Hall of Famer **Isaac Bruce** would catch a pass for St. Louis Rams from 1995-2007.

BASKETBALL BLOODLINES

► **Larry Hughes II** is the son of Billiken great **Larry Hughes**. Larry Hughes played one season at SLU in 1997-98 before enjoying a long and successful career in the NBA. In his lone season with the Bills, Larry Hughes scored a school record 670 points and led the Bills to an NCAA Tournament appearance. Additionally, Larry Hughes Jr.'s sister, Lauryn, graduated from SLU in 2021 after playing four seasons on the SLU women's basketball team.

► **Kellen Thames** is the son of **Kelly Thames**, who from 1993-98 started at the University of Missouri and scored more than 1,600 points for the Tigers.

CHANGING OF THE (POINT) GUARD

► For the first time in four years, **Yuri Collins** isn't manning the point guard spot at SLU as he has graduated and moved on to his professional career.

► Collins holds every assists record in SLU school history, and is the A-10 career assists leader as well.

► In his four-year Billiken career, he totaled 878 assists and finished with 1,002 career points. He is 22nd in NCAA history in career assists and ranks 16th in NCAA history in assists average.

GLOBAL BILLIKENS

► Saint Louis went international in its recruiting as the Billikens added four freshmen from overseas.

► **Djordje Curcic**, a 6-2 guard, hails from Serbia. He was one of the youngest players in the ABA League and was part of Serbia's youth national team setup including the 2023 FIBA U19 Basketball World Cup in Hungary

SLU'S RECORD WHEN...

	2023-24	FORD ERA
at Home (all games)	4-0	97-28
at Home (A-10)	0-0	46-14
at Home (nonconference)	4-0	52-14
on Road (all games)	0-0	25-47
on Road (A-10)	0-0	21-37
on Road (nonconference)	0-0	4-10
Neutral Site (all games)	1-2	16-16
Leading at halftime	4-0	105-26
Trailing at halftime	1-2	26-65
Tied at halftime	0-0	7-0
Overtime (all games)	0-0	5-2
Overtime (A-10 game)	0-0	4-2
Double overtime	0-0	2-0
Games decided by 3 pts/less	1-0	19-13
Games decided by 4-10 pts	2-1	52-40
Games decided by 11-19 pts	1-1	41-19
Games decided by 20+ pts	1-0	26-19
Winning opening tip	3-0	80-36
Losing opening tip	2-2	56-56
SLU scores 49 points or less	0-0	1-5
SLU scores 50-59 points	0-0	3-31
SLU scores 60-69 points	1-2	36-37
SLU scores 70-79 points	2-0	53-13
SLU scores 80-89 points	1-0	33-6
SLU scores 90-99 points	0-0	8-0
SLU scores 100+ points	1-0	3-0
Better shooting % than opp.	3-0	107-19
Opp. shoots better	2-2	30-72
Shooting the same	0-0	1-0
SLU shoots 50%+	1-0	42-6
SLU shoots 40-49%	2-1	71-43
SLU shoots below 40%	2-1	26-42
Opp. shoots 50%+	0-1	6-25
Opp. shoots 40-49%	2-1	58-55
Opp. shoots below 40%	3-0	76-10
SLU makes more 3s	3-1	63-23
Opp. makes more 3s	2-1	59-59
3s are equal	0-0	14-10
SLU outrebounds opp.	1-0	109-50
Opp. outrebounds SLU	4-2	26-40
Tied in rebounds	0-0	2-2
SLU commits less turnovers	5-2	75-25
SLU commits more turnovers	0-0	50-60
Turnovers are equal	0-0	13-6
SLU records 10+ steals	1-0	21-6
SLU records 15+ assists	0-0	78-19
Playing in November	5-2	36-14
Playing in December	0-0	25-20
Playing in January	0-0	27-22
Playing in February	0-0	30-25
Playing in March	0-0	20-11
Playing on Monday	1-0	5-2
Playing on Tuesday	0-0	16-18
Playing on Wednesday	1-0	34-21
Playing on Thursday	1-0	8-4
Playing on Friday	0-1	10-13
Playing on Saturday	2-0	51-26
Playing on Sunday	0-1	14-7
Playing before 5pm	1-1	46-25
Playing at night	4-1	92-66
Wearing white uniforms	3-1	77-28
Wearing blue uniforms	1-1	20-31
Wearing gray uniforms	1-0	22-7
Wearing black uniforms	0-0	19-24

and the FIBA U18 European Challengers.

► **Abou Magassa**, a 6-7 forward, is a native of France. He averaged 11 points and five rebounds for Chorale Roanne Basket in Roanne, France.

► **Stef van Bussel**, a 6-10 center, is from the Netherlands. He is returning to full strength after missing the majority of the offseason with an injury. He played at a high-level in Germany during his youth.

► **Bruce Zhang** is a 7-0 center from China who comes to SLU via The Skill Factory in Atlanta. His first name is Chenzhifeng, but was given his American name by his high school English teacher.

HOME SWEET CHAIFETZ

► Saint Louis is in its 16th season playing inside the 10,600-seat Chaifetz Arena.

► SLU is 200-68 all-time at Chaifetz Arena, including 4-0 this year.

► Chaifetz Arena is named after SLU alumnus **Dr. Richard A. Chaifetz**. Dr. Chaifetz is a world-renowned entrepreneur and business leader, who in 1984 founded CompPsych Corporation, which today is the world's largest provider of employee assistance programs, behavioral health and wellness services.

Record by Home Venue (ranked by wins)	
Kiel Auditorium (1945-91)	327-129
Chaifetz Arena (2008-p)	200-69
Enterprise Center (1994-08)	155-60
West Pine Gymnasium (1926-86)	139-77
St. Louis Arena (1942-94)	117-71
First Regiment Armory (1914-27)	15-4
Muegge Gymnasium (1914-19)	10-9
College Hall (1920-21)	6-0
SLU High School (1924-26)	6-2
The Family Arena (2003-06)	3-0
St. Louis Coliseum (1925-26)	3-0
Dome at America's Center (1997-00)	2-1
Rock Springs Turner Hall (1919-20)	0-4
Maccabee Hall (1921-22)	0-2
Cleveland High School (1917-18)	0-1

JIMERSON UP FOR ACADEMIC ALL-AMERICAN

► **Gibson Jimerson**, who graduated with a degree in international business with a GPA above 3.9, was named Academic All-American in 2021-22 and will be up for the award this year as well. It has been a stated goal by Jimerson to earn the prestigious honor this season.

► Other Academic All-Americans in school history are **Rich Niemann** (1968), **Ted Mimitz** (1986), **Scott Highmark** (1994 & 1995), **Kevin Lisch** (2009) and **Brian Conklin** (2012).

REMEMBERING FORD STUEN

► The Billikens remember and honor assistant coach **Ford Stuen**, who passed away May 11, 2021, at the age of 29. Stuen, the nephew of head coach **Travis Ford**, played at Oklahoma State for his uncle and served on the Billikens' staff for five years.

► SLU players wear a patch on their jersey with the "FS" script. That is how Stuen would sign his name on the many hand-written notes and letters that he would send to family, friends, and coaching colleagues.

► On opening night, Nov. 9, 2021, a banner was unveiled honoring **Ford Stuen** that will forever hang in the Chaifetz Arena rafters.



QUICK HISTORY LESSON

► The Billikens won the 1948 National Invitation Tournament. That team was led by **Ed Macauley**, who went on to an NBA Hall of Fame career. Easy Ed's No. 50 is retired by SLU.

► The AP poll was first released the next season, and SLU was the first-ever No. 1 in the inaugural poll on January 17, 1949.

► **Anthony Bonner** (1986-90) is the Billikens' school-record holder in points (1,972) and rebounds (1,424).

► SLU owns two regular-season A-10 titles (2013 and 2014), and it won the A-10 Tournament in 2013 and 2019 at Barclays Center in Brooklyn, N.Y.

► The Billikens have made 10 NCAA Tournament appearances, the last coming in 2019. SLU made three straight NCAA Tournaments from 2012-14, winning its opening game in all three.

RECORD BOOK UPDATE

Points - CAREER

1. Anthony Bonner (1986-90)	1,972
2. Erwin Claggett (1992-95)	1,910
3. Roland Gray (1985-89)	1,880
4. Monroe Douglass (1985-89)	1,877
5. Scott Highmark (1992-95)	1,703
6. Kevin Lisch (2005-09)	1,691
7. Kwamain Mitchell (2008-13)	1,575
8. Tommie Liddell III (2005-09)	1,547
9. Dwayne Evans (2010-14)	1,499
10. Harry Rogers (1970-73)	1,493
11. Jordan Goodwin (2017-21)	1,460
12. Dick Boushka (1952-55)	1,448
13. Ed Macauley (1945-49)	1,402
14. Gibson Jimerson (2019-p)	1,400
15. Joe Wiley (1967-70)	1,368
16. Marque Perry (2000-03)	1,358
17. Luther Burden (1982-85)	1,349
18. Lewis McKinney (1973-76)	1,325
19. Jim Irving (1968-71)	1,269
20. Jordair Jett (2010-14)	1,239
21. Mike McCall Jr. (2010-14)	1,212
22. Carl Johnson (1974-78)	1,187
23. Javonte Perkins (2019-23)	1,186
24. Hasahn French (2017-21)	1,178
25. Jim McLaughlin (1953-56)	1,170
26. Brian Conklin (2008-12)	1,161
27. Davell Roby (2014-18)	1,160
28. Bob Ferry (1956-59)	1,128
29. Jack Mimitz (1955-58)	1,118
30. Virgel Cobbin (1995-98)	1,107

31. Cody Ellis (2009-13)	1,062
32. David Burns (1979-81)	1,049
33. Ian Vouyoukas (2003-07)	1,046
34. Jeff Harris (1993-97)	1,037
35. Bob Cole (1964-67)	1,016
36. Yuri Collins (2019-23)	1,002
-- Michael Meadows Jr. (2019-p)^	771
-- Terrence Hargrove Jr. (2019-p)	753

^ includes total at Eastern Washington & Portland

3-Point Field Goal Percentage - CAREER

	3FG	3FGA	Pct
1. Roland Gray (1986-89)	105	230	.457
2. H Waldman (1994-95)	131	312	.420
3. Marcus Bartley (2014-16)	66	159	.415
4. Erwin Claggett (1992-95)	295	716	.412
5. Gibson Jimerson (2019-p)	247	608	.406
6. Justin Love (1999-00)	113	278	.406
7. Drew Diener (2000-03)	124	310	.400
8. Jason Edwin (2001-02)	55	139	.396
9. Kevin Lisch (2005-09)	259	656	.395
10. Carlos McCauley (1993-96)	51	130	.392

NOTE: Minimum 100 attempts

Free Throw Percentage - CAREER

	FTM	FTA	Pct
1. Darryl Lenard (1983-86)	110	128	.859
2. Luther Burden (1982-85)	283	333	.850
3. Gibson Jimerson (2019-p)	183	217	.843
4. Luke Meyer (2004-08)	163	196	.832
5. Carlos Martinez (1969-72)	153	186	.823

6. Harry Rogers (1970-73)	365	444	.822
7. Rich Niemann (1965-68)	202	248	.815
8. Kevin Lisch (2005-09)	396	489	.810
9. Justin Love (1999-00)	204	253	.806
10. Harold Alcorn (1954-57)	300	373	.804

NOTE: Minimum 100 free throws made

3-Point Field Goals Made - CAREER

1. Erwin Claggett (1992-95)	295
2. Kevin Lisch (2005-09)	259
3. Gibson Jimerson (2019-p)	247
4. Scott Highmark (1992-95)	230
5. Virgel Cobbin (1996-99)	217
6. Kwamain Mitchell (2008-13)	200
7. Cody Ellis (2009-13)	194
8. Davell Roby (2014-18)	166
9. Mike McCall Jr. (2010-14)	161
10. Anthony Drejjaj (2003-06)	142

3-Point Field Goals Attempted - CAREER

1. Erwin Claggett (1992-95)	716
2. Kevin Lisch (2005-09)	656
3. Gibson Jimerson (2019-23)	608
Scott Highmark (1992-95)	608
5. Cody Ellis (2009-13)	580
6. Kwamain Mitchell (2008-13)	567
7. Virgel Cobbin (1996-99)	565
8. Davell Roby (2014-18)	455
9. Mike McCall Jr. (2010-14)	449
10. Rob Loe (2010-14)	408

2023-24 INDIVIDUAL GAME HIGHS
Points

SLU: 27, Terrence Hargrove Jr. vs. Southern Indiana, 11/6/23

OPP: 28, Colby Rogers, Wichita State, 11/19/23

FGs Made

SLU: 9, Sincere Parker, twice

OPP: 11, Colby Rogers, Wichita State, 11/19/23

FGs Attempted

SLU: 18, Sincere Parker vs. Wyoming, 11/16/23

OPP: 20, twice

3FGs Made

SLU: 5, Gibson Jimerson vs. Lincoln, 11/8/23

OPP: 5, Colby Rogers, Wichita State, 11/19/23

3FGs Attempted

SLU: 11, Gibson Jimerson vs. Wichita State, 11/19/23

OPP: 11, Dusan Neskovic, Dartmouth, 11/25/23

FTs Made

SLU: 15, Gibson Jimerson vs. Illinois State, 11/11/23

OPP: 9, Malachi Poindexter, Illinois State, 11/11/23

FTs Attempted

SLU: 17, Gibson Jimerson vs. Illinois State, 11/11/23

OPP: 9, Malachi Poindexter, Illinois State, 11/11/23

Rebounds

SLU: 15, Terrence Hargrove Jr., 11/6/23

OPP: 12, three times

Assists

SLU: 7, Michael Meadows Jr., 11/19/23

OPP: 4, twice

Blocks

SLU: 3, Stef van Bussel vs. Lincoln, 11/8/23

OPP: 3, Matt Veretto, Vermont, 11/17/23

Steals

SLU: 4, Cian Medley vs. Wyoming, 11/16/23

OPP: 3, Shamir Bogues, Vermont, 11/17/23

2023-24 SLU TEAM HIGHS/LOWS
Points

High: 102 vs. Lincoln

Low: 66 vs. Dartmouth

FGs Made

High: 34 vs. Lincoln

Low: 22 vs. Illinois State

3FGs Made

High: 10 vs. Vermont

Low: 4 vs. Dartmouth

FTs Made

High: 30 vs. Illinois State

Low: 12 vs. Vermont

Rebounds

High: 45 vs. Southern Indiana

Low: 29 vs. Vermont

Assists

High: 14, Vermont

Low: 8 vs. Illinois State

Blocks

High: 5, three times

Low: 0 vs. Vermont

Steals

High: 15 vs. Lincoln

Low: 4 vs. Vermont

GAME-BY-GAME STARTING LINEUP
GAME

Southern Indiana	Meadows Jr.	Jimerson	Hughes II	Parker	Hargrove Jr.
Lincoln	Meadows Jr.	Jimerson	Hughes II	Parker	Hargrove Jr.
Illinois State	Meadows Jr.	Jimerson	Hughes II	Parker	Hargrove Jr.
Wyoming	Hughes II	Jimerson	Dalger	Parker	Hargrove Jr.
Vermont	Meadows Jr.	Jimerson	Hughes II	Dalger	Hargrove Jr.
Wichita State	Meadows Jr.	Jimerson	Hughes II	Dalger	Hargrove Jr.
Dartmouth	Meadows Jr.	Jimerson	Hughes II	Dalger	Hargrove Jr.

MISCELLANEOUS PLAYER STATS

STAT	19-20	20-21	21-22	22-23	23-24	CAREER
Triple-Doubles						
Michael Meadows Jr.	-	-	1	-	-	1
Double-Doubles						
Terrence Hargrove Jr.	-	-	-	2	1	3
Michael Meadows Jr.	-	-	1	-	-	1
Tim Dalger	-	-	-	1	-	1
Double-Digit Points						
Gibson Jimerson	5	7	28	24	5	69
Terrence Hargrove Jr.	6	3	7	5	5	26
Michael Meadows Jr.	1	12	14	9	2	38
Tim Dalger	-	-	3	15	5	23
Sincere Parker	-	-	-	7	3	10
Bradley Ezewiro	-	-	-	2	-	2
Larry Hughes II	-	-	-	1	1	2
Double-Digit Rebounds						
Terrence Hargrove Jr.	-	-	-	2	1	3
Tim Dalger	-	-	-	1	-	1
Led SLU in scoring (includes ties)						
Gibson Jimerson	2	1	18	12	3	36
Terrence Hargrove Jr.	1	1	3	1	2	8
Sincere Parker	-	-	-	1	2	3

SPECIALTY STATS

	Points Off To	Points In Paint	2nd Chance	Fast Break	Bench	SLU's Largest Lead	SLU's Largest Deficit	Times Tied	Lead Changes	Margins Half	Margins Final
Southern Indiana	10/7	30/44	16/4	18/17	16/35	24 (2nd, 13:18)	1 (1st, 17:10)	0	2	+12	+12
Lincoln (Mo.)	29/7	50/24	5/13	29/6	44/14	43 (2nd, 8:49)	None	1	0	+32	+36
Illinois State	26/6	22/26	5/10	30/3	19/22	24 (2nd, 12:55)	4 (1st, 16:09)	2	5	+12	+9
Wyoming	11/11	32/42	2/15	11/8	23/6	11 (2nd, 1:00)	10 (1st, 13:24)	2	9	-1	+10
Vermont	7/10	22/28	11/2	10/6	19/16	None	17 (2nd, 11:41)	1	0	-15	-10
Wichita State	4/18	28/42	2/14	8/11	16/19	2 (1st, 16:36)	22 (2nd, 1:09)	5	4	-14	-19
Dartmouth	16/3	38/30	15/9	6/3	3/4	11 (1st, 0:03)	4 (1st, 10:37)	7	9	+11	+1

Stats listed as SLU/Opponent



TRAVIS FORD

Head Coach

Kentucky, 1994

Record at SLU: 138-91 (8th year)

Overall Record: 474-357 (27th year)

Travis Ford is in his eighth season at the helm of the Billiken basketball program and his 27th season as a collegiate head coach.

Hired in March 2016, Ford inherited a program that won 11 games in each of the two years prior. He proceeded to improve the Billikens' win total over the next four seasons.

Ford's tenure at SLU has been highlighted by three postseason appearances. Saint Louis captured the 2019 Atlantic 10 Conference Championship in dramatic fashion in Brooklyn and went to the NCAA Tournament. In a 2020-21 season that was derailed by COVID-19, the Billikens still managed to be in the conversation on Selection Sunday and ultimately was awarded a No. 1 seed in the NIT. The Billikens again went to the NIT in 2021-22. SLU was positioned for another postseason bid in 2019-20, but the season was canceled in March as SLU was preparing for the A-10 Championship.

The 2022-23 season is Ford's eighth year at SLU and his 27th season overall as a head coach. Ford is the third-winningest head coach in SLU men's basketball history.

In addition to his six years at SLU, Ford has had head-coaching stints at Oklahoma State (eight years, 2008-16), Massachusetts (three years, 2005-08), Eastern Kentucky (five years, 2000-05) and Campbellsville (1997-2000). Ford has led his team to the NCAA Tournament seven times. He has coached six players who have gone on to play in the NBA and eight who have been named a conference player of the year.

Ford came to SLU after eight seasons as head coach at Oklahoma State University, where he led the Cowboys to a 155-111 record and five NCAA Tournament appearances. He recruited three McDonald's All-Americans to Stillwater during his tenure.

Ford played the majority of his collegiate career at the University of Kentucky, helping the Wildcats to NCAA Tournament appearances in each of his three seasons (1992, 1993, 1994). He was a junior on the 1993 Wildcat team that advanced to the NCAA Final Four. Ford transferred to Kentucky after one season (1989-90) at the University of Missouri.

Ford, is a native of Madisonville, Kentucky. He and his wife, Heather, have three children: Brooks, Kyleigh and Shane. Ford earned a bachelor's degree in communications at the University of Kentucky in 1994.

TRAVIS FORD'S CAREER BREAKDOWN

Year	School	Overall	Conference	Postseason
1997-98	Campbellsville	7-26 (.212)	N/A	
1998-99	Campbellsville	28-3 (.903)	10-2	
1999-00	Campbellsville	23-11 (.676)	8-4	NAIA Tournament
Total	Three seasons	58-40 (.592)	18-6 (.750)	
2000-01	Eastern Kentucky	7-19 (.269)	1-15 (.063)	
2001-02	Eastern Kentucky	7-20 (.259)	3-13 (.188)	
2002-03	Eastern Kentucky	11-17 (.393)	5-11 (.313)	
2003-04	Eastern Kentucky	14-15 (.483)	8-8 (.500)	
2004-05	Eastern Kentucky	22-9 (.710)	11-5 (.688)	NCAA First Round
Total	Five seasons	61-80 (.432)	28-52 (.350)	
2005-06	Massachusetts	13-15 (.464)	8-8 (.500)	
2006-07	Massachusetts	24-9 (.727)	13-3 (.813)	NIT 2nd Round
2007-08	Massachusetts	25-11 (.694)	10-6 (.625)	NIT Runner-Up
Total	Three seasons	62-35 (.639)	31-17 (.646)	
2008-09	Oklahoma State	23-12 (.657)	9-7 (.563)	NCAA Second Round
2009-10	Oklahoma State	22-11 (.667)	9-7 (.563)	NCAA First Round
2010-11	Oklahoma State	20-14 (.588)	6-10 (.375)	NIT 2nd Round
2011-12	Oklahoma State	15-18 (.455)	7-11 (.389)	
2012-13	Oklahoma State	24-9 (.727)	13-5 (.722)	NCAA First Round
2013-14	Oklahoma State	21-13 (.618)	8-10 (.444)	NCAA First Round
2014-15	Oklahoma State	18-14 (.563)	8-10 (.444)	NCAA First Round
2015-16	Oklahoma State	12-20 (.375)	3-15 (.167)	
Total	Eight seasons	155-111 (.585)	63-80 (.441)	
2016-17	Saint Louis	12-21 (.364)	6-12 (.333)	
2017-18	Saint Louis	17-16 (.515)	9-9 (.500)	
2018-19	Saint Louis	23-13 (.639)	10-8 (.556)	NCAA First Round
2019-20	Saint Louis	23-8 (.742)	12-6 (.667)	Postseason canceled
2020-21	Saint Louis	14-7 (.667)	6-4 (.600)	NIT First Round
2021-22	Saint Louis	23-12 (.657)	12-6 (.667)	NIT First Round
2022-23	Saint Louis	21-12 (.636)	12-6 (.667)	
2023-24	Saint Louis	5-2 (.714)	0-0	
Total	Eight seasons	138-91 (.603)	67-51 (.568)	
CAREER	27 Seasons	474-357 (.570)	207-206 (.501)	
As a Player				
1989-90	Missouri	29-8 (.784)	12-2 (.857)	NCAA First Round
1991-92	Kentucky	29-7 (.806)	12-4 (.750)	NCAA Elite Eight
1992-93	Kentucky	30-4 (.882)	13-3 (.813)	NCAA Final Four (semifinal)
1993-94	Kentucky	27-7 (.794)	12-4 (.750)	NCAA Second Round
Total		115-26 (.816)	49-13 (.790)	





0 • KELLEN THAMES



Sophomore • G • 6-5 • 200 • St. Louis, Mo. • Pattonville | MAJOR: Business

CURRENT SEASON | 2023-24

Leads team with 12 steals and has recorded at least one steal in every game ... productive when Sincere Parker went down with injury against Wyoming and finished with career-high tying nine points ... career-high six rebounds in back-to-back games against Vermont and Wichita State ... went 4-of-5 from the field for a career-best nine points against Lincoln.

- Hit a free throw and snagged two rebounds at Iona.
- Had a steal and buried a free throw at UMass.

Previous

- Prepped at Pattonville High School in St. Louis.
- Set the school's scoring record during his career.
- Led the Pirates with 22.0 points, 8.8 rebounds, 3.7 assists and 3.4 steals his senior season.
- Two-time Missouri Class 6 All-State selection by the Missouri Basketball Coaches Association.
- Named Conference's Player of the Year as a senior.
- Midwest nominee for the McDonald's All-American Team.
- Played for Bradley Beal Elite on the AAU circuit.
- Kellen's father, Kelly, was his head coach at Pattonville. Also, Kelly was a four-year starter at the University of Missouri from 1993-98.

2022-23 • Freshman

- Appeared in seven games for the Bills.
- Averaged 0.9 points and 0.7 rebounds.
- Made his collegiate debut in the season-opening win against Murray State.
- Played a career-high 10 minutes against Paul Quinn and scored his first collegiate points.
- Had career-bests of four points and three rebounds against Paul Quinn.

SEASON/CAREER HIGHS

POINTS
SEASON: 9, twice
CAREER: 9, twice

REBOUNDS
SEASON: 6, twice
CAREER: 6, twice

ASSISTS
SEASON: 2, twice
CAREER: 2, twice

STEALS
SEASON: 3, twice
CAREER: 3, twice

BLOCKS
SEASON: 1 vs. Illinois State, 11/11/23
CAREER: 1 vs. Illinois State, 11/11/23

FIELD GOALS MADE
SEASON: 4, twice
CAREER: 4, twice

FIELD GOALS ATTEMPTED
SEASON: 5, twice
CAREER: 5, twice

3-PT. FIELD GOALS MADE
SEASON: 1, twice
CAREER: 1, twice

3-PT. FIELD GOALS ATT
SEASON: 1, four times
CAREER: 1, four times

FREE THROWS MADE
SEASON: 1, three times
CAREER: 2 vs. Paul Quinn, 11/23/22

FREE THROWS ATTEMPTED
SEASON: 2, three times
CAREER: 2, four times

MINUTES PLAYED
SEASON: 27 vs. Wichita State, 11/19/23
CAREER: 27 vs. Wichita State, 11/19/23

2023-24 Game-by-Game Stats

Opponent	Date	GS	MIN	Total		3-Pointers		Free throws		Rebounds				PF	A	TO	BLK	STL	PTS	AVG
				FG-FGA	PCT	3FG-3FGA	PCT	FT-FTA	PCT	OFF	DEF	TOT	AVG							
Southern Ind.	11/06/2023		18:10	2-5	.400	0-1	.000	0-1	.000	2	2	4	4.0	2	0	1	0	2	4	4.0
Lincoln (MO)	11/08/2023		14:35	4-5	.800	0-0	.000	1-2	.500	1	3	4	4.0	1	0	1	0	3	9	6.5
Illinois St.	11/11/2023		10:15	0-0	.000	0-0	.000	1-2	.500	0	2	2	3.3	0	2	0	1	1	1	4.7
vs Wyoming	11/16/2023		14:30	4-4	1.000	1-1	1.000	0-0	.000	0	2	2	3.0	2	0	2	0	1	9	5.8
vs Vermont	11/17/2023		19:09	2-2	1.000	0-0	.000	0-0	.000	0	6	6	3.6	3	0	0	0	1	4	5.4
vs Wichita St.	11/19/2023		27:02	3-4	.750	1-1	1.000	1-2	.500	1	5	6	4.0	1	2	2	0	3	8	5.8
Dartmouth	11/25/2023		10:34	1-1	1.000	0-0	.000	0-0	.000	0	1	1	3.6	4	0	1	0	1	2	5.3
Totals		0	114:15	16-21	.762	2-3	.667	3-7	.429	4	21	25	3.6	13	4	7	1	12	37	5.3

Player Averages

Games Played	Minutes/game	Points/game	FG Pct	3FG Pct	FT Pct	Rebounds/game	Assists/game	Turnovers/game	Assist/Turnover ratio	Steals/game	Blocks/game
7	16.3	5.3	76.2	66.7	42.9	3.6	0.6	1.0	0.6	1.7	0.1

Thames' Career Stats				Field Goals		3-Point		F-Throws		Rebounds				Scoring						
SEASON	TEAM	GP-GS	MIN/AVG	FG-FGA	FG%	3FG-3FGA	3FG%	FT-FTA	FT%	OFF	DEF	TOT	AVG	PF-FO	A	TO	BLK	STL	PTS	AVG
2022-23	SLU	7-0	22/3.2	1-3	.333	0-1	.000	4-6	.667	0	5	5	0.7	5-0	1	1	0	1	6	0.9
2023-24	SLU	7-0	114/16.3	16-21	.762	2-3	.667	3-7	.429	4	21	25	3.6	13-0	4	7	1	12	37	5.3
TOTAL		14-0	136/9.7	17-24	.708	2-4	.500	7-13	.538	4	26	30	2.1	18-0	5	8	1	13	43	3.1



1 • CIAN MEDLEY

Freshman • G • 5-11 • 165 • Sicklerville, N.J. • Camden | MAJOR: Business

CURRENT SEASON | 2023-24

Has played significant minutes at the PG as a freshman in the Billikens' first seven games ... dished out three assists against Dartmouth and did not commit a turnover ... had a career-high four assists against Wichita State ... scored career-best seven points in back-to-back games against Wyoming and Vermont.

illustrious prep career.

- Averaged 7.7 points and 6.6 assists his senior year while helping the Panthers to a 23-3 record.
- In Camden's state championship season in 2021, he averaged 10.2 points and 4.0 assists.
- Also helped Camden to two sectional titles.
- Turned in 7.5 points and more than 5.0 assists for NJ Scholars Elite on the 2022 Nike EYBL circuit.

PREVIOUS

- Prepped for four years at Camden High School in New Jersey.
- Starting point guard on Camden's state championship team in 2022.
- Accumulated 800+ points and 470+ assists throughout his

SEASON/CAREER HIGHS

POINTS

SEASON: 7, twice
CAREER: 7, twice

REBOUNDS

SEASON: 2, twice
CAREER: 2, twice

ASSISTS

SEASON: 4 vs. Wichita State, 11/19/23
CAREER: 4 vs. Wichita State, 11/19/23

STEALS

SEASON: 4 vs. Wyoming, 11/16/23
CAREER: 4 vs. Wyoming, 11/16/23

BLOCKS

SEASON:
CAREER:

FIELD GOALS MADE

SEASON: 3 vs. Vermont, 11/17/23
CAREER: 3 vs. Vermont, 11/17/23

FIELD GOALS ATTEMPTED

SEASON: 6 vs. Wyoming, 11/16/23
CAREER: 6 vs. Wyoming, 11/16/23

3-PT. FIELD GOALS MADE

SEASON: 1, four times
CAREER: 1, four times

3-PT. FIELD GOALS ATT

SEASON: 3, twice
CAREER: 3, twice

FREE THROWS MADE

SEASON: 2, four times
CAREER: 2, four times

FREE THROWS ATTEMPTED

SEASON: 2, four times
CAREER: 2, four times

MINUTES PLAYED

SEASON: 27 vs. Wichita State, 11/19/23
CAREER: 27 vs. Wichita State, 11/19/23

2023-24 Game-by-Game Stats

Opponent	Date	GS	MIN	Total		3-Pointers		Free throws		Rebounds				PF	A	TO	BLK	STL	PTS	AVG
				FG-FGA	PCT	3FG-3FGA	PCT	FT-FTA	PCT	OFF	DEF	TOT	AVG							
Southern Ind.	11/06/2023		19:17	1-2	.500	1-1	1.000	2-2	1.000	0	2	2	2.0	3	2	2	0	0	5	5.0
Lincoln (MO)	11/08/2023		22:51	1-5	.200	0-0	.000	2-2	1.000	0	1	1	1.5	3	2	3	0	2	4	4.5
Illinois St.	11/11/2023		20:03	0-0	.000	0-0	.000	2-2	1.000	0	1	1	1.3	4	2	2	0	0	2	3.7
vs Wyoming	11/16/2023		16:51	2-6	.333	1-3	.333	2-2	1.000	0	1	1	1.3	0	3	0	0	4	7	4.5
vs Vermont	11/17/2023		22:58	3-5	.600	1-1	1.000	0-0	.000	0	1	1	1.2	2	1	1	0	1	7	5.0
vs Wichita St.	11/19/2023		26:40	1-4	.250	1-3	.333	0-0	.000	0	2	2	1.3	2	4	0	0	0	3	4.7
Dartmouth	11/25/2023		12:59	0-2	.000	0-2	.000	1-2	.500	0	1	1	1.3	2	3	0	0	1	1	4.1
Totals		0	141:39	8-24	.333	4-10	.400	9-10	.900	0	9	9	1.3	16	17	8	0	8	29	4.1

Player Averages

Games Played	Minutes/game	Points/game	FG Pct	3FG Pct	FT Pct	Rebounds/game	Assists/game	Turnovers/game	Assist/Turnover ratio	Steals/game	Blocks/game
7	20.2	4.1	33.3	40.0	90.0	1.3	2.4	1.1	2.1	1.1	0.0

Medley's Career Stats				Field Goals		3-Point		F-Throws		Rebounds				Scoring						
SEASON	TEAM	GP-GS	MIN/AVG	FG-FGA	FG%	3FG-3FGA	3FG%	FT-FTA	FT%	OFF	DEF	TOT	AVG	PF-FO	A	TO	BLK	STL	PTS	AVG
2023-24	SLU	7-0	142/20.2	8-24	.333	4-10	.400	9-10	.900	0	9	9	1.3	16-0	17	8	0	8	29	4.1
TOTAL		7-0	142/20.2	8-24	.333	4-10	.400	9-10	.900	0	9	9	1.3	16-0	17	8	0	8	29	4.1



2 • LARRY HUGHES II



Sophomore • G • 6-4 • 185 • St. Louis, Mo. • CBC | MAJOR: Sports Business

SEASON/CAREER HIGHS

POINTS
SEASON: 12 vs. Lincoln, 11/6/23
CAREER: 12, twice

REBOUNDS
SEASON: 5, twice
CAREER: 5, three times

ASSISTS
SEASON: 2, twice
CAREER: 5 vs. George Mason, 3/9/23

STEALS
SEASON: 3 vs. USI, 11/6/23
CAREER: 3 vs. USI, 11/6/23

BLOCKS
SEASON:
CAREER: 1 vs. Loyola Chicago, 2/25/23

FIELD GOALS MADE
SEASON: 4 vs. USI, 11/6/23
CAREER: 4 vs. USI, 11/6/23

FIELD GOAL ATTEMPTS
SEASON: 11 vs. USI, 11/6/23
CAREER: 11 vs. USI, 11/6/23

3-PT. FIELD GOALS MADE
SEASON: 3 vs. USI, 11/6/23
CAREER: 3 vs. USI, 11/6/23

3-PT. FIELD GOALS ATT
SEASON: 6 vs. USI, 11/6/23
CAREER: 6 vs. USI, 11/6/23

FREE THROWS MADE
SEASON: 3 vs. Wyoming, 11/16/23
CAREER: 3, twice

FREE THROWS ATTEMPTED
SEASON: 5 vs. Wyoming, 11/16/23
CAREER: 5 vs. Wyoming, 11/16/23

MINUTES PLAYED
SEASON: 25, twice
CAREER: 26, twice

CURRENT SEASON | 2023-24

- Matched his career high with five rebounds against Dartmouth ... tied a career best with 12 points in the season-opening win over Southern Indiana ... also had a career-high three steals against the Screaming Eagles ... was leading the Bills with eight points against Wichita State before having to exit to an illness.

2022-23 • Freshman

- Appeared in 27 games.
- Made his first-career start in the win at George Washington.
- Played a career-high 26 minutes at GW and recorded two steals and two assists.
- Appeared in all 18 Atlantic 10 contests and averaged 2.3 points while shooting 40 percent from the field.
- Had a career-high 12 points against VCU in the A-10 semifinals, going 3-of-5 from the field, 3-of-4 from downtown and 3-of-3 from the line.
- Scored six points in back-to-back games against UMass and St. Bonaventure.
- Hit both of his shots from the field, including a trey, at VCU.
- Provided valuable minutes in the first half in the win at Saint

Joseph's and finished with five points.

- Scored his first collegiate bucket in the Maryland game.
- Went for five points and a career-best five rebounds in the home victory against Loyola Chicago.
- Made his Billiken debut in the Murray State game.

Previous

- Prepped at CBC in St. Louis.
- Helped the Cadets to the 2022 Class 6 state championship after leading the team with 20 points in the final.
- Averaged 13.4 points and 1.5 steals as a senior.
- Was CBC's top 3-pointer shooter as senior year, connecting on better than 40 percent from the arc (49-119).
- Named first-team All-Conference and first-team All-District following his senior campaign.
- Pumped in 16.4 ppg his junior season and 7.9 ppg as a sophomore.
- His father, Larry, was a freshman All-American at SLU in 1997-98 and went on to enjoy a 13-year career in the NBA.
- His sister, Lauryn, is a 2021 Saint Louis University graduate and played four years on SLU's women's basketball team.

2023-24 Game-by-Game Stats

Opponent	Date	GS	MIN	Total		3-Pointers		Free throws		Rebounds				Other							
				FG-FGA	PCT	3FG-3FGA	PCT	FT-FTA	PCT	OFF	DEF	TOT	AVG	PF	A	TO	BLK	STL	PTS	AVG	
Southern Ind.	11/06/2023	*	24:59	4-11	.364	3-6	.500	1-2	.500	0	2	2	2.0	2	2	0	0	3	12	12.0	
Lincoln (MO)	11/08/2023	*	07:07	0-3	.000	0-2	.000	0-0	.000	1	1	2	2.0	0	0	0	0	0	0	6.0	
Illinois St.	11/11/2023	*	23:05	2-6	.333	2-5	.400	2-2	1.000	0	2	2	2.0	5	0	1	0	1	8	6.7	
vs Wyoming	11/16/2023	*	24:33	2-8	.250	1-4	.250	3-5	.600	0	3	3	2.3	3	1	2	0	2	8	7.0	
vs Vermont	11/17/2023	*	25:33	1-4	.250	1-1	1.000	0-0	.000	0	5	5	2.8	4	2	1	0	0	3	6.2	
vs Wichita St.	11/19/2023	*	10:20	2-7	.286	2-5	.400	2-2	1.000	1	1	2	2.7	1	0	1	0	0	8	6.5	
Dartmouth	11/25/2023	*	31:12	1-7	.143	0-1	.000	0-1	.000	1	4	5	3.0	3	1	0	0	2	2	5.9	
Totals			7	146:49	12-46	.261	9-24	.375	8-12	.667	3	18	21	3.0	18	6	5	0	8	41	5.9

Player Averages

Games Played	Minutes/game	Points/game	FG Pct	3FG Pct	FT Pct	Rebounds/game	Assists/game	Turnovers/game	Assist/Turnover ratio	Steals/game	Blocks/game
7	21.0	5.9	26.1	37.5	66.7	3.0	0.9	0.7	1.2	1.1	0.0

Hughes' Career Stats				Field Goals		3-Point		F-Throws		Rebounds				Scoring						
SEASON	TEAM	GP-GS	MIN/AVG	FG-FGA	FG%	3FG-3FGA	3FG%	FT-FTA	FT%	OFF	DEF	TOT	AVG	PF-FO	A	TO	BLK	STL	PTS	AVG
2022-23	SLU	27-1	236/8.7	24-57	.421	12-29	.414	8-15	.533	3	26	29	1.1	28-0	14	12	2	11	68	2.5
2023-24	SLU	7-7	147/21.0	12-46	.261	9-24	.375	8-12	.667	3	18	21	3.0	18-1	6	5	0	8	41	5.9
TOTAL		34-8	382/11.2	36-103	.350	21-53	.396	16-27	.593	6	44	50	1.5	46-1	20	17	2	19	109	3.2



3 • BRADLEY EZEVIRO



Junior • F • 6-9 • 265 • Torrance, Calif. • LSU/Georgetown | MAJOR: Sociology

CURRENT SEASON | 2023-24

- In the waiver process as a two-time NCAA transfer.

2022-23 • Sophomore | at Georgetown

- Played in 27 games and started the last seven for the Hoyas.
- Averaged 4.3 points and 3.5 rebounds.
- Posted 18 blocked shots.
- Shot 51.9 percent (41-79) from the floor.
- Scored a season-high 19 points on 8-of-9 shooting at Providence.
- Pulled down a season-high nine rebounds against Marquette.

2021-22 • Freshman | at LSU

- Played in seven games for the Tigers.
- Went for a season-high five points in seven minutes against McNeese.

- Dished out a career-high three assists against Lipscomb.

Previous

- Played his final year of high school at Oak Hill Academy in Virginia.
- Prepped at Bishop Montgomery High in Torrance, Calif.
- Three-star recruit and a top 10 recruit in California.

SEASON/CAREER HIGHS

POINTS

SEASON:
CAREER: 19 at Providence, 2/8/23

REBOUNDS

SEASON:
CAREER: 9 vs. Marquette, 2/11/23

ASSISTS

SEASON:
CAREER: 1, twice

STEALS

SEASON:
CAREER: 2 vs. St. John's, 2/22/23

BLOCKS

SEASON:
CAREER: 3, twice

FIELD GOALS MADE

SEASON:
CAREER: 8 at Providence, 2/8/23

FIELD GOAL ATTEMPTS

SEASON:
CAREER: 9 at Providence, 2/8/23

3-PT. FIELD GOALS MADE

SEASON:
CAREER:

3-PT. FIELD GOALS ATTEMPTED

SEASON:
CAREER:

FREE THROWS MADE

SEASON:
CAREER: 4 vs. UConn, 2/4/23

FREE THROWS ATTEMPTED


SEASON:
CAREER: 7 vs. Marquette, 2/11/23

MINUTES PLAYED

SEASON:
CAREER: 23, twice

2023-24 Game-by-Game Stats

Ezeviro's Career Stats				Field Goals		3-Point		F-Throws		Rebounds				Scoring						
SEASON	TEAM	GP-GS	MIN/AVG	FG-FGA	FG%	3FG-3FGA	3FG%	FT-FTA	FT%	OFF	DEF	TOT	AVG	PF-FO	A	TO	BLK	STL	PTS	AVG
2021-22	LSU	7-0	28/4.1	4-10	.400	0-0	.000	3-6	.500	4	2	6	0.9	1-0	0	1	1	0	11	1.6
2022-23	GTown	27-7	327/12.1	41-79	.519	0-0	.000	34-58	.586	33	62	95	3.5	51-3	2	13	18	8	116	4.3
TOTAL FOR SLU		0-0	0/0.0	0-0	.000	0-0	.000	0-0	.000	0	0	0	0.0	0-0	0	0	0	0	0	0.0
TOTAL		34-7	355/10.4	45-89	.506	0-0	.000	37-64	.578	37	64	101	3.0	52-3	2	14	19	8	127	3.7



4 • DJORDJE CURCIC



Freshman • G • 6-2 • 185 • Cacak, Serbia • Gimnazija | MAJOR: Deciding

CURRENT SEASON | 2023-24

- Scored seven points in his collegiate debut against Lincoln, hitting a trey and finishing with a 3-of-5 mark from the field ... also dished out two assists against the Blue Tigers ... hit a pair of treys against Vermont.

Challengers, where he averaged 12.6 points, 2.4 rebounds and 2.8 assists.

- Serbia finished in the sixth position at the 2023 FIBA U19 Basketball World Cup in Hungary, where he averaged 5.8 ppg.
- Helped his high school team to a championship in Serbia and was named team MVP.

PREVIOUS

- Played with Borac in the ABA League.
- One of the youngest players in the ABA League and has also been part of the Serbian national team setup throughout his youth.
- Helped Serbia to a bronze medal in the FIBA U18 European

SEASON/CAREER HIGHS

POINTS

SEASON: 7 vs. Lincoln, 11/8/23
CAREER: 7 vs. Lincoln, 11/8/23

REBOUNDS

SEASON:
CAREER:

ASSISTS

SEASON: 2 vs. Lincoln, 11/8/23
CAREER: 2 vs. Lincoln, 11/8/23

STEALS

SEASON: 1 vs. Lincoln, 11/8/23
CAREER: 1 vs. Lincoln, 11/8/23

BLOCKS

SEASON:
CAREER:

FIELD GOALS MADE

SEASON: 3 vs. Lincoln, 11/8/23
CAREER: 3 vs. Lincoln, 11/8/23

FIELD GOALS ATTEMPTED

SEASON: 5 vs. Lincoln, 11/8/23
CAREER: 5 vs. Lincoln, 11/8/23

3-PT. FIELD GOALS MADE

SEASON: 2 vs. Vermont, 11/17/23
CAREER: 2 vs. Vermont, 11/17/23

3-PT. FIELD GOALS ATT

SEASON: 3 vs. Vermont, 11/17/23
CAREER: 3 vs. Vermont, 11/17/23

FREE THROWS MADE

SEASON:
CAREER:

FREE THROWS ATTEMPTED

SEASON:
CAREER:

MINUTES PLAYED

SEASON: 18 vs. Lincoln, 11/8/23
CAREER: 18 vs. Lincoln, 11/8/23

2023-24 Game-by-Game Stats

Opponent	Date	GS	MIN	Total		3-Pointers		Free throws		Rebounds				PF	A	TO	BLK	STL	PTS	AVG
				FG-FGA	PCT	3FG-3FGA	PCT	FT-FTA	PCT	OFF	DEF	TOT	AVG							
Lincoln (MO)	11/08/2023		17:55	3-5	.600	1-2	.500	0-0	.000	0	0	0	0.0	4	2	0	0	1	7	7.0
vs Vermont	11/17/2023		12:34	2-3	.667	2-3	.667	0-0	.000	0	0	0	0.0	1	0	0	0	0	6	6.5
vs Wichita St.	11/19/2023		03:57	0-0	.000	0-0	.000	0-0	.000	0	0	0	0.0	0	0	0	0	0	4.3	
Dartmouth	11/25/2023		01:39	0-0	.000	0-0	.000	0-0	.000	0	0	0	0.0	0	0	0	0	0	3.3	
Totals		0	36:05	5-8	.625	3-5	.600	0-0	.000	0	0	0	0.0	5	2	0	0	1	13	3.3

Player Averages

Games Played	Minutes/game	Points/game	FG Pct	3FG Pct	FT Pct	Rebounds/game	Assists/game	Turnovers/game	Assist/Turnover ratio	Steals/game	Blocks/game
4	9.0	3.3	62.5	60.0	0.0	0.0	0.5	0.0	2.0	0.3	0.0

Curcic's Career Stats				Field Goals		3-Point		F-Throws		Rebounds				Scoring						
SEASON	TEAM	GP-GS	MIN/AVG	FG-FGA	FG%	3FG-3FGA	3FG%	FT-FTA	FT%	OFF	DEF	TOT	AVG	PF-FO	A	TO	BLK	STL	PTS	AVG
2023-24	SLU	4-0	36/9.0	5-8	.625	3-5	.600	0-0	.000	0	0	0	0.0	5-0	2	0	0	1	13	3.3
TOTAL		4-0	36/9.0	5-8	.625	3-5	.600	0-0	.000	0	0	0	0.0	5-0	2	0	0	1	13	3.3



5 • TIM DALGER

Senior • F • 6-7 • 215 • Fort Lauderdale, Fla. | Tulsa | MAJOR: Professional Studies

CURRENT SEASON | 2023-24

- Productive in the win against Dartmouth with nine points and a team-best eight rebounds ... scored 17 points in his first start of the season in the win over Wyoming.

- Turned in a 12-point, eight-rebound effort against Rhode Island.

Previous

- Played two seasons at Independence (Kansas) Community College, including the 2020-21 campaign that did not count against his collegiate eligibility.
- Earned honorable-mention All-America honors at Independence after averaging 18.5 points and 8.1 rebounds in 2020-21.
- Prepped at Calvary Christian Academy in Florida, where he was a two-year starter and averaged 12.8 points and 5.8 rebounds as a senior.

2022-23 • Junior | at Tulsa

- Appeared in 30 games with 22 starts for the Golden Hurricane.
- Turned in 10.1 points and 5.3 rebounds.
- Averaged 14.0 ppg over the final 13 games of the season, including a career-high 24-point effort against Wichita State.
- Scored in double figures 18 times and had two games of 20+ points.

2021-22 • Sophomore | at Tulsa

- Played in 28 games with nine starts.
- Averaged 4.7 ppg while shooting 42.6 percent from the field.
- Scored a season-high 13 points against Alcorn.

SEASON/CAREER HIGHS

POINTS

SEASON: 17 vs. Wyoming, 11/16/23
 CAREER: 24 vs. Wichita State, 2/5/23

REBOUNDS

SEASON: 8 vs. Dartmouth, 11/25/23
 CAREER: 13 vs. Tulane, 1/21/23

ASSISTS

SEASON: 8 vs. Dartmouth, 11/25/23
 CAREER: 4 vs. Central Mich., 12/10/22

STEALS

SEASON: 3 vs. Wyoming, 11/16/23
 CAREER: 17 vs. Wyoming, 11/16/23

BLOCKS

SEASON: 1 vs. Wichita State, 11/19/23
 CAREER: 2 vs. Wichita State, 2/5/23

FIELD GOALS MADE

SEASON: 5 vs. Wyoming, 11/16/23
 CAREER: 7, twice

FIELD GOAL ATTEMPTS

SEASON: 11 vs. Dartmouth, 11/25/23
 CAREER: 15 vs. Memphis, 1/29/23

3-PT. FIELD GOALS MADE

SEASON: 2 vs. Wyoming, 11/16/23
 CAREER: 5, twice

3-PT. FIELD GOALS ATTEMPTED

SEASON: 3, three times
 CAREER: 8, three times

FREE THROWS MADE

SEASON: 6 vs. Lincoln, 11/8/23
 CAREER: 8 vs. Rhode Island, 11/20/21

FREE THROWS ATTEMPTED

SEASON: 9, twice
 CAREER: 9, three times

MINUTES PLAYED

SEASON: 28 vs. Dartmouth, 11/25/23
 CAREER: 37 at South Florida, 3/1/23

2023-24 Game-by-Game Stats

Opponent	Date	GS	MIN	Total		3-Pointers		Free throws		Rebounds				PF	A	TO	BLK	STL	PTS	AVG	
				FG-FGA	PCT	3FG-3FGA	PCT	FT-FTA	PCT	OFF	DEF	TOT	AVG								
Southern Ind.	11/06/2023		19:31	2-7	.286	0-0	.000	2-4	.500	1	6	7	7.0	4	0	0	0	0	6	6.0	
Lincoln (MO)	11/08/2023		26:54	3-7	.429	0-1	.000	6-9	.667	0	6	6	6.5	2	1	4	0	2	12	9.0	
Illinois St.	11/11/2023		21:15	4-8	.500	0-2	.000	3-5	.600	0	4	4	5.7	2	0	0	0	2	11	9.7	
vs Wyoming	11/16/2023	*	25:19	5-7	.714	2-3	.667	5-6	.833	0	4	4	5.3	4	0	2	0	3	17	11.5	
vs Vermont	11/17/2023	*	25:42	2-7	.286	1-1	1.000	5-9	.556	3	3	6	5.4	1	0	2	0	1	10	11.2	
vs Wichita St.	11/19/2023	*	21:17	3-9	.333	1-3	.333	4-6	.667	0	4	4	5.2	3	0	1	1	0	11	11.2	
Dartmouth	11/25/2023	*	28:26	4-11	.364	0-3	.000	1-2	.500	3	5	8	5.6	3	2	1	0	1	9	10.9	
Totals			4	168:24	23-56	.411	4-13	.308	26-41	.634	7	32	39	5.6	19	3	10	1	9	76	10.9

Player Averages

Games Played	Minutes/game	Points/game	FG Pct	3FG Pct	FT Pct	Rebounds/game	Assists/game	Turnovers/game	Assist/Turnover ratio	Steals/game	Blocks/game
7	24.1	10.9	41.1	30.8	63.4	5.6	0.4	1.4	0.3	1.3	0.1

Dalger's Career Stats				Field Goals		3-Point		F-Throws		Rebounds				Scoring						
SEASON	TEAM	GP-GS	MIN/AVG	FG-FGA	FG%	3FG-3FGA	3FG%	FT-FTA	FT%	OFF	DEF	TOT	AVG	PF-FO	A	TO	BLK	STL	PTS	AVG
2021-22	Tulsa	28-9	411/14.7	46-108	.426	5-22	.227	35-56	.625	19	62	81	2.9	47-0	12	29	4	10	132	4.7
2022-23	Tulsa	29-22	712/24.5	96-255	.376	42-120	.350	63-93	.677	49	104	153	5.3	67-0	25	50	4	15	297	10.2
2023-24	SLU	7-4	168/24.1	23-56	.411	4-13	.308	26-41	.634	7	32	39	5.6	19-0	3	10	1	9	76	10.9
TOTAL FOR SLU		7-4	168/24.1	23-56	.411	4-13	.308	26-41	.634	7	32	39	5.6	19-0	3	10	1	9	76	10.9
TOTAL		64-35	1292/20.2	165-419	.394	51-155	.329	124-190	.653	75	198	273	4.3	133-0	40	89	9	34	505	7.9



7 • MICHAEL MEADOWS JR.



Senior • G • 6-2 • 175 • Hollywood, Calif. | Portland | MAJOR: Professional Studies

SEASON/CAREER HIGHS

POINTS

SEASON: 13 vs. Lincoln, 11/8/23
CAREER: 39 vs. Santa Clara, 2/18/23

REBOUNDS

SEASON: 5 vs. Wyoming, 11/16/23
CAREER: 10 vs. Williamette, 11/11/21

ASSISTS

SEASON: 7 vs. Wichita State, 11/19/23
CAREER: 10 vs. Williamette, 11/11/21

STEALS

SEASON: 3 vs. Lincoln, 11/8/23
CAREER: 4 vs. Williamette, 11/11/21

BLOCKS

SEASON: 1 vs. Dartmouth, 11/25/23
CAREER: 2 vs. VMI, 12/3/21

FIELD GOALS MADE

SEASON: 4, twice
CAREER: 14 vs. Santa Clara, 2/18/23

FIELD GOAL ATTEMPTS

SEASON: 7 vs. Dartmouth, 11/25/23
CAREER: 22 vs. Santa Clara, 2/18/23

3-PT. FIELD GOALS MADE

SEASON: 2 vs. Dartmouth, 11/25/23
CAREER: 4, three times

3-PT. FIELD GOALS ATTEMPTED

SEASON: 3 vs. Dartmouth, 11/25/23
CAREER: 9 vs. Santa Clara, 2/18/23

FREE THROWS MADE

SEASON: 4 vs. Lincoln, 11/8/23
CAREER: 10 at UIW, 11/28/21

FREE THROWS ATTEMPTED

SEASON: 6 vs. Lincoln, 11/8/23
CAREER: 10 at UIW, 11/28/21

MINUTES PLAYED

SEASON: 37 vs. Dartmouth, 11/25/23
CAREER: 45 at San Diego, 1/13/22

CURRENT SEASON | 2023-24

- Leads team with 24 assists ... had 12 points, all in the first half, in the win against Dartmouth ... dished out 15 assists to just two turnovers at the Myrtle Beach Invitational ... has been fighting through back spasms, which caused him to miss the second half of the Illinois State game ... had a season-high seven assists against Wichita State..

2022-23 • Senior | at Portland

- Averaged 11.0 points and 2.2 assists for the Pilots.
- Scored a career-high 39 points against Santa Clara.
- Pumped in 29 points against Loyola Marymount.

2021-22 • Junior | at Portland

- Averaged 10.2 points and 3.0 assists in his first season with Portland.
- Shot 91 percent from the free-throw line (61-of-67), the second-best single-season mark in school history.
- Had the first triple-double in Portland history with 15 points, 10 rebounds and 11 assists against Williamette.

2020-21 • Sophomore | at Eastern Washington

- Averaged 10.5 points and 2.5 assists.
- Helped Eagles to the 2021 Big Sky Championship.
- Scored 12 points and added eight assists in the NCAA Tournament against third-seeded Kansas.
- Named to Big Sky All-Academic team.

2019-20 • Freshman | at Eastern Washington

- Played in 19 games.
- Named to Big Sky All-Academic team.

2018-19 • Redshirt Season | at Eastern Washington

Previous

- Earned all-league honors all four years at Campbell High School outside Los Angeles.
- Vikings finished 20-10 in 2017-18 and helped team to 2018 CIF Division 2AA Southern Section Playoffs quarterfinals.
- Helped Vikings to a championship in 2017-18 Burbank Tournament with 22 points in 57-50 victory in final over Westlake and was selected to the All-Tournament team.

2023-24 Game-by-Game Stats

Opponent	Date	GS	MIN	Total		3-Pointers		Free throws		Rebounds				PF	A	TO	BLK	STL	PTS	AVG	
				FG-FGA	PCT	3FG-3FGA	PCT	FT-FTA	PCT	OFF	DEF	TOT	AVG								
Southern Ind.	11/06/2023	*	28:35	1-3	.333	0-0	.000	1-2	.500	1	3	4	4.0	0	3	1	0	1	3	3.0	
Lincoln (MO)	11/08/2023	*	19:11	4-5	.800	1-1	1.000	4-6	.667	0	4	4	4.0	0	4	1	0	3	13	8.0	
Illinois St.	11/11/2023	*	19:57	1-3	.333	0-2	.000	0-0	.000	0	1	1	3.0	0	0	0	0	0	2	6.0	
vs Wyoming	11/16/2023		26:17	1-2	.500	0-0	.000	3-3	1.000	1	4	5	3.5	2	3	1	0	1	5	5.8	
vs Vermont	11/17/2023	*	19:38	1-5	.200	0-0	.000	1-2	.500	0	1	1	3.0	1	5	0	0	1	3	5.2	
vs Wichita St.	11/19/2023	*	33:48	1-6	.167	0-2	.000	0-0	.000	0	2	2	2.8	2	7	1	0	0	2	4.7	
Dartmouth	11/25/2023	*	37:14	4-7	.571	2-3	.667	2-2	1.000	0	4	4	3.0	1	2	1	1	0	12	5.7	
Totals			6	184:40	13-31	.419	3-8	.375	11-15	.733	2	19	21	3.0	6	24	5	1	6	40	5.7

Player Averages

Games Played	Minutes/game	Points/game	FG Pct	3FG Pct	FT Pct	Rebounds/game	Assists/game	Turnovers/game	Assist/Turnover ratio	Steals/game	Blocks/game
7	26.4	5.7	41.9	37.5	73.3	3.0	3.4	0.7	4.8	0.9	0.1

Meadows' Career Stats				Field Goals		3-Point		F-Throws		Rebounds				Scoring						
SEASON	TEAM	GP-GS	MIN/AVG	FG-FGA	FG%	3FG-3FGA	3FG%	FT-FTA	FT%	OFF	DEF	TOT	AVG	PF-FO	A	TO	BLK	STL	PTS	AVG
2019-20	EWU	19-0	148/7.8	14-34	.412	7-17	.412	0-0	.000	3	6	9	0.5	8-0	14	1	0	10	35	1.8
2020-21	EWU	19-15	561/29.5	73-158	.462	14-38	.368	40-45	.889	14	27	41	2.2	30-0	48	25	1	10	200	10.5
2021-22	UP	26-25	923/35.5	89-230	.387	25-78	.321	61-67	.910	8	78	86	3.3	40-0	79	42	4	24	264	10.2
2022-23	UP	21-12	612/29.2	80-175	.457	23-64	.359	49-63	.778	5	51	56	2.7	15-0	46	24	1	12	232	11.0
2023-24	SLU	7-6	185/26.4	13-31	.419	3-8	.375	11-15	.733	2	19	21	3.0	6-0	24	5	1	6	40	5.7
TOTAL FOR SLU		7-6	185/26.4	13-31	.419	3-8	.375	11-15	.733	2	19	21	3.0	6-0	24	5	1	6	40	5.7
TOTAL		92-58	2428/26.4	269-628	.428	72-205	.351	161-190	.847	32	181	213	2.3	99-0	211	97	7	62	771	8.4



12 • BRUCE ZHANG

Freshman • C • 7-0 • 265 • Nanchang, China • The Skill Factory (GA) | MAJOR: Business



SEASON/CAREER HIGHS

POINTS

SEASON: 5, twice
CAREER: 5, twice

REBOUNDS

SEASON: 2 vs. Illinois State, 11/11/23
CAREER: 2 vs. Illinois State, 11/11/23

ASSISTS

SEASON: 1 vs. Wichita State, 11/19/23
CAREER: 1 vs. Wichita State, 11/19/23

STEALS

SEASON: 1 vs. Wichita State, 11/19/23
CAREER: 1 vs. Wichita State, 11/19/23

BLOCKS

SEASON: 2 vs. Wyoming, 11/16/23
CAREER: 2 vs. Wyoming, 11/16/23

FIELD GOALS MADE

SEASON: 2 vs. Illinois State, 11/11/23
CAREER: 2 vs. Illinois State, 11/11/23

FIELD GOALS ATTEMPTED

SEASON: 4 vs. Wyoming, 11/16/23
CAREER: 4 vs. Wyoming, 11/16/23

3-PT. FIELD GOALS MADE

SEASON:
CAREER:

3-PT. FIELD GOALS ATT

SEASON:
CAREER:

FREE THROWS MADE

SEASON: 3 vs. Wichita State, 11/19/23
CAREER: 3 vs. Wichita State, 11/19/23

FREE THROWS ATTEMPTED

SEASON: 3 vs. Wichita State, 11/19/23
CAREER: 3 vs. Wichita State, 11/19/23

MINUTES PLAYED

SEASON: 10 vs. Wichita State, 11/19/23
CAREER: 10 vs. Wichita State, 11/19/23

2023-24 | CURRENT SEASON

- Made his collegiate debut against Illinois State and scored five points, including a 3-point play in his first minutes that thrilled the Chaifetz Arena crowd.

PREVIOUS

- First came to the United States in 2022 to enroll at The Skill Factory in Atlanta.
- Prepped at Tsinghua University High School in Beijing.

2023-24 Game-by-Game Stats

Opponent	Date	GS	MIN	Total		3-Pointers		Free throws		Rebounds				PF	A	TO	BLK	STL	PTS	AVG
				FG-FGA	PCT	3FG-3FGA	PCT	FT-FTA	PCT	OFF	DEF	TOT	AVG							
Illinois St.	11/11/2023		07:39	2-3	.667	0-0	.000	1-1	1.000	1	1	2	2.0	2	0	1	0	0	5	5.0
vs Wyoming	11/16/2023		09:17	1-4	.250	0-0	.000	0-0	.000	1	0	1	1.5	1	0	1	2	0	2	3.5
vs Vermont	11/17/2023		09:22	0-1	.000	0-0	.000	2-2	1.000	1	0	1	1.3	1	0	1	0	0	2	3.0
vs Wichita St.	11/19/2023		10:25	1-3	.333	0-0	.000	3-3	1.000	0	0	0	1.0	4	1	0	1	1	5	3.5
Dartmouth	11/25/2023		05:28	0-2	.000	0-0	.000	0-0	.000	1	0	1	1.0	1	0	0	0	0	0	2.8
Totals		0	42:11	4-13	.308	0-0	.000	6-6	1.000	4	1	5	1.0	9	1	3	3	1	14	2.8

Player Averages

Games Played	Minutes/game	Points/game	FG Pct	3FG Pct	FT Pct	Rebounds/game	Assists/game	Turnovers/game	Assist/Turnover ratio	Steals/game	Blocks/game
5	8.4	2.8	30.8	0.0	100.0	1.0	0.2	0.6	0.3	0.2	0.6

Zhang's Career Stats				Field Goals		3-Point		F-Throws		Rebounds				Scoring						
SEASON	TEAM	GP-GS	MIN/AVG	FG-FGA	FG%	3FG-3FGA	3FG%	FT-FTA	FT%	OFF	DEF	TOT	AVG	PF-FO	A	TO	BLK	STL	PTS	AVG
2023-24	SLU	5-0	42/8.4	4-13	.308	0-0	.000	6-6	1.000	4	1	5	1.0	9-0	1	3	3	1	14	2.8
TOTAL		5-0	42/8.4	4-13	.308	0-0	.000	6-6	1.000	4	1	5	1.0	9-0	1	3	3	1	14	2.8



15 • STEF VAN BUSSEL



Freshman • C • 6-10 • 255 • Ommel, Netherlands • MAJOR: Deciding

CURRENT SEASON | 2023-24

- Appeared in the first two games of the season for the Bills, then played 1+ minute against Wichita State in the Myrtle Beach Invitational.
- Made a free throw against Southern Indiana for his first collegiate point.
- Had seven points and nine rebounds in the win in over Lincoln.

- In the NBBL, Germany's highest youth league, he scored 12.1 ppg on 60-percent shooting while averaging 7.4 rebounds and 1.3 blocks.
- Has international experience on the Dutch U18 national team in 2021 and 2022.
- Played on winning teams in the Dutch national cup in 2020 (U16 and U18) and 2022 (U18).

PREVIOUS

- Played with Basketball Academy Limburg in the Netherlands and Bayer Giants Leverkusen in Germany.

SEASON/CAREER HIGHS

POINTS

SEASON: 7 vs. Lincoln, 11/8/23
CAREER: 7 vs. Lincoln, 11/8/23

REBOUNDS

SEASON: 9 vs. Lincoln, 11/8/23
CAREER: 9 vs. Lincoln, 11/8/23

ASSISTS

SEASON:
CAREER:

STEALS

SEASON: 1 vs. Lincoln, 11/8/23
CAREER: 1 vs. Lincoln, 11/8/23

BLOCKS

SEASON: 3 vs. Lincoln, 11/8/23
CAREER: 3 vs. Lincoln, 11/8/23

FIELD GOALS MADE

SEASON: 1 vs. Lincoln, 11/8/23
CAREER: 1 vs. Lincoln, 11/8/23

FIELD GOALS ATTEMPTED

SEASON: 2 vs. Lincoln, 11/8/23
CAREER: 2 vs. Lincoln, 11/8/23

3-PT. FIELD GOALS MADE

SEASON:
CAREER:

3-PT. FIELD GOALS ATT

SEASON:
CAREER:

FREE THROWS MADE

SEASON: 5 vs. Lincoln, 11/8/23
CAREER: 5 vs. Lincoln, 11/8/23

FREE THROWS ATTEMPTED

SEASON: 10 vs. Lincoln, 11/8/23
CAREER: 10 vs. Lincoln, 11/8/23

MINUTES PLAYED

SEASON: 22 vs. Lincoln, 11/8/23
CAREER: 22 vs. Lincoln, 11/8/23

2023-24 Game-by-Game Stats

Opponent	Date	GS	MIN	Total		3-Pointers		Free throws		Rebounds				PF	A	TO	BLK	STL	PTS	AVG
				FG-FGA	PCT	3FG-3FGA	PCT	FT-FTA	PCT	OFF	DEF	TOT	AVG							
Southern Ind.	11/06/2023		02:59	0-1	.000	0-0	.000	1-2	.500	1	1	2	2.0	0	0	0	0	0	1	1.0
Lincoln (MO)	11/08/2023		21:53	1-2	.500	0-0	.000	5-10	.500	1	8	9	5.5	4	0	1	3	1	7	4.0
vs Wichita St.	11/19/2023		01:14	0-1	.000	0-0	.000	0-0	.000	0	0	0	3.7	0	0	0	0	0	2.7	
Totals		0	26:06	1-4	.250	0-0	.000	6-12	.500	2	9	11	3.7	4	0	1	3	1	8	2.7

Player Averages

Games Played	Minutes/game	Points/game	FG Pct	3FG Pct	FT Pct	Rebounds/game	Assists/game	Turnovers/game	Assist/Turnover ratio	Steals/game	Blocks/game
3	8.7	2.7	25.0	0.0	50.0	3.7	0.0	0.3	0.0	0.3	1.0

van Busseel's Career Stats				Field Goals		3-Point		F-Throws		Rebounds				Scoring						
SEASON	TEAM	GP-GS	MIN/AVG	FG-FGA	FG%	3FG-3FGA	3FG%	FT-FTA	FT%	OFF	DEF	TOT	AVG	PF-FO	A	TO	BLK	STL	PTS	AVG
2023-24	SLU	3-0	26/8.7	1-4	.250	0-0	.000	6-12	.500	2	9	11	3.7	4-0	0	1	3	1	8	2.7
TOTAL		3-0	26/8.7	1-4	.250	0-0	.000	6-12	.500	2	9	11	3.7	4-0	0	1	3	1	8	2.7



21 • SINCERE PARKER



Junior • G • 6-3 • 195 • Rockford, Ill. • Rockford East | MAJOR: Communication

SEASON/CAREER HIGHS

POINTS

SEASON: 22 vs. Wyoming, 11/16/23
 CAREER: 22 vs. Wyoming, 11/16/23

REBOUNDS

SEASON: 9 vs. Illinois State, 11/11/23
 CAREER: 9 vs. Illinois State, 11/11/23

ASSISTS

SEASON: 2 vs. Illinois State, 11/11/23
 CAREER: 2 vs. Illinois State, 11/11/23

STEALS

SEASON: 2 vs. Wyoming, 11/16/23
 CAREER: 2, three times

BLOCKS

SEASON: 1, three times
 CAREER: 3 vs. Rhode Island, 2/7/23

FIELD GOALS MADE

SEASON: 9, twice
 CAREER: 9, twice

FIELD GOAL ATTEMPTS

SEASON: 18 vs. Wyoming, 11/16/23
 CAREER: 18 vs. Wyoming, 11/16/23

3-PT. FIELD GOALS MADE

SEASON: 3 vs. Wyoming, 11/16/23
 CAREER: 3, three times

3-PT. FIELD GOALS ATTEMPTED

SEASON: 5, twice
 CAREER: 6 at UMass, 1/4/23

FREE THROWS MADE

SEASON: 2 vs. USI, 11/6/23
 CAREER: 7 vs. Maryland, 11/19/22

FREE THROWS ATTEMPTED

SEASON: 5 vs. USI, 11/6/23
 CAREER: 8 vs. Maryland, 11/19/22

MINUTES PLAYED

SEASON: 30 vs. Illinois State, 11/11/23
 CAREER: 30 vs. Illinois State, 11/11/23

CURRENT SEASON | 2023-24

- Had a career-high 22 points before leaving the Wyoming game with a foot injury ... tied a then-career-best with 20 points against Lincoln to lead the team ... followed that performance with 19 points against Illinois State and finished a rebound shy of a double-double with nine boards ... is leading the Billikens in scoring with 17.3 ppg but is out indefinitely with a foot injury.

2022-23 • Sophomore

- Played in all 33 games.
- Averaged 5.9 points and 3.7 rebounds.
- Fourth on the Billikens with 11 blocked shots.
- Shot 42.3 percent from the field and was third on the team with 23 3-pointers made.
- Averaged 6.7 points in the Billikens' 18 conference games.
- Was a 42.2 percent shooter from 3-point range during A-10 play (19-45).
- Was 8-of-9 from the field en route to a career-high 20 points in the win against La Salle.
- Turned in 13 points, all in the first half, in the win at Loyola Chicago.
- Drained three triples in back-to-back games against UMass

(15 points) and St. Bonaventure (nine points).

- Finished with 11 points and was two boards shy of a double-double with eight rebounds against Maryland.
- Went for 12 points and seven rebounds in the win against Paul Quinn.
- Scored 10 points in the A-10 quarterfinal victory against George Mason.

Previous

- Transferred to SLU from Moberly Area Community College with three years of eligibility remaining.
- NJCAA first-team All-American in 2021-22.
- Averaged 21.9 ppg, shot 49 percent from the floor and 30 percent from 3-point range at Moberly Area in 2021-22.
- His 767 total points led the NJCAA, he was second in field goals with 294, and his 96 3-pointers ranked sixth in the country.
- Prepped at East High School in Rockford, Illinois, and was a two-time All-State selection.
- Attended prep school at Compass Prep in Chandler, Arizona.

2023-24 Game-by-Game Stats

Opponent	Date	GS	MIN	Total		3-Pointers		Free throws		Rebounds				PF	A	TO	BLK	STL	PTS	AVG
				FG-FGA	PCT	3FG-3FGA	PCT	FT-FTA	PCT	OFF	DEF	TOT	AVG							
Southern Ind.	11/06/2023	*	23:36	3-12	.250	0-2	.000	2-5	.400	1	2	3	3.0	2	0	1	1	1	8	8.0
Lincoln (MO)	11/08/2023	*	16:09	9-12	.750	1-4	.250	1-1	1.000	0	2	2	2.5	5	0	0	1	0	20	14.0
Illinois St.	11/11/2023	*	29:39	8-17	.471	2-5	.400	1-2	.500	0	9	9	4.7	4	2	3	0	0	19	15.7
vs Wyoming	11/16/2023	*	27:49	9-18	.500	3-5	.600	1-2	.500	2	6	8	5.5	1	1	0	1	2	22	17.3
Totals			4	97:13	29-59	.492	6-16	.375	5-10	.500	3	19	22	5.5	12	3	4	3	69	17.3

Player Averages

Games Played	Minutes/game	Points/game	FG Pct	3FG Pct	FT Pct	Rebounds/game	Assists/game	Turnovers/game	Assist/Turnover ratio	Steals/game	Blocks/game
4	24.3	17.3	49.2	37.5	50.0	5.5	0.8	1.0	0.8	0.8	0.8

Parker's Career Stats				Field Goals		3-Point		F-Throws		Rebounds				Scoring						
SEASON	TEAM	GP-GS	MIN/AVG	FG-FGA	FG%	3FG-3FGA	3FG%	FT-FTA	FT%	OFF	DEF	TOT	AVG	PF-FO	A	TO	BLK	STL	PTS	AVG
2022-23	SLU	33-0	412/12.5	69-163	.423	23-73	.315	35-40	.875	13	68	81	2.5	33-0	8	12	11	11	196	5.9
2023-24	SLU	4-4	97/24.3	29-59	.492	6-16	.375	5-10	.500	3	19	22	5.5	12-1	3	4	3	3	69	17.3
TOTAL		37-4	509/13.8	98-222	.441	29-89	.326	40-50	.800	16	87	103	2.8	45-1	11	16	14	14	265	7.2



22 • TERRENCE HARGROVE JR.



Senior • G/F • 6-5 • 215 • East St. Louis, Ill. • East St. Louis | MAJOR: Communication

CURRENT SEASON | 2023-24

- Second on Billikens with 15.7 ppg and first with 6.1 rpg ... was named to the All-Tournament team of the Myrtle Beach Invitational ... scored team-leading 21 points (19 in the second half) last time out against Wichita State ... matched his career high with 27 points and pulled down a career-best 15 rebounds against Southern Indiana.

2022-23 • Junior

- Appeared in all 33 games and made 16 starts.
- Averaged 5.9 points and 3.7 rebounds.
- Third on the Billikens with 20 blocked shots.
- Shot 48.4 percent from the field (74-153).
- In A-10 games only, shot better than 50 percent from the field and averaged 7.7 points and 4.2 rebounds.
- Scored in double figures in five games, including a team-leading and season-high 15 points at VCU.
- Recipient of the U.S. Basketball Writers Association 2023 Perry Wallace Most Courageous Award for coming forward to discuss his mental health and helping to remove any stigma still associated with that, and to also acknowledge the many issues college basketball players – and athletes in all sports – have faced before, during and after the pandemic.

2021-22 • Sophomore

- Played in all 35 games and started 16 times.
- Averaged 6.7 ppg and pulled down 4.2 rpg.
- Shot 41.9 percent (96-229) from the floor.
- Led the Billikens in scoring in three games.
- Scored in double figures on seven occasions.
- Recorded back-to-back double-doubles against Memphis and Mercer.
- He had a season-high 20 points and a career-high 11 rebounds in the game at Memphis.

- Followed that up with a 15-point, 11-rebound double-double against Mercer.

2020-21 • Sophomore

- Appeared in 19 games and averaged 4.2 ppg.
- Shot 42.6 percent from the field and 42.4 percent from 3-point range.
- Recorded a season-high 11 points in the season opening win over SIUE.

2019-20 • Freshman

- Appeared in 25 games, including all but one conference game.
- Shot a team-best 51.6 percent from the field, with a large portion of his FGs being dunks.
- Registered career highs of 27 points and seven rebounds against Maryville.

Duquesne.

Prior to SLU

- Prepped at East St. Louis High School in East St. Louis, Illinois.
- Widely referred to as one of the most electrifying prep players in the metro area.
- Led East St. Louis to its first-ever state championship.
- Averaged 18.5 ppg, 9.0 rpg and better than 3.0 bpg for the Flyers.
- Scored 32 points and added 10 rebounds in the Flyers' comeback win in the state championship game.
- Illinois Class 3A All-State first team selection.
- First-team All-Metro and first-team Fab-Five All-Star by the St. Louis American.
- As a junior at East St. Louis, he averaged 18.2 ppg and 9.5 rpg, shot 46 percent from the field and led the team with 61 blocks.
- Played for Bradley Beal Elite.

SEASON/CAREER HIGHS	
POINTS	SEASON: 27 vs. USI, 11/6/23 CAREER: 27, twice
REBOUNDS	SEASON: 15 vs. USI, 11/6/23 CAREER: 15 vs. USI, 11/6/23
ASSISTS	SEASON: 2, three times CAREER: 3 at Loyola Chicago, 1/18/23
STEALS	SEASON: 2 vs. Illinois State, 11/11/23 CAREER: 3 vs. Auburn, 12/18/21
BLOCKS	SEASON: 2, twice CAREER: 4 vs. La Salle, 1/23/23
FIELD GOALS MADE	SEASON: 8, twice CAREER: 9, twice
FIELD GOAL ATTEMPTS	SEASON: 16 vs. Wichita State, 11/19/23 CAREER: 23 at Memphis, 11/16/21
3-PT. FIELD GOALS MADE	SEASON: 4 vs. Lincoln, 11/8/23 CAREER: 4, three times
3-PT. FIELD GOALS ATTEMPTED	SEASON: 6 vs. Lincoln, 11/8/23 CAREER: 6, four times
FREE THROWS MADE	SEASON: 7 vs. USI, 11/8/23 CAREER: 9 vs. Maryville, 12/17/19
FREE THROWS ATTEMPTED	SEASON: 8 vs. USI, 11/8/23 CAREER: 12 vs. Maryville, 12/17/19
MINUTES PLAYED	SEASON: 32 vs. Illinois State, 11/11/23 CAREER: 36 at Memphis, 11/16/21

2023-24 Game-by-Game Stats

Opponent	Date	GS	MIN	Total		3-Pointers		Free throws		Rebounds				PF	A	TO	BLK	STL	PTS	AVG
				FG-FGA	PCT	3FG-3FGA	PCT	FT-FTA	PCT	OFF	DEF	TOT	AVG							
Southern Ind.	11/06/2023	*	27:56	8-15	.533	4-6	.667	7-8	.875	4	11	15	15.0	1	1	1	0	0	27	27.0
Lincoln (MO)	11/08/2023	*	18:07	2-2	1.000	0-0	.000	5-7	.714	0	2	2	8.5	2	2	0	1	1	9	18.0
Illinois St.	11/11/2023	*	32:21	3-8	.375	1-4	.250	5-6	.833	0	3	3	6.7	1	1	0	2	2	12	16.0
vs Wyoming	11/16/2023	*	30:43	3-7	.429	0-3	.000	3-4	.750	2	3	5	6.3	3	2	4	2	0	9	14.3
vs Vermont	11/17/2023	*	27:57	6-13	.462	2-4	.500	1-3	.333	2	3	5	6.0	1	2	2	0	0	15	14.4
vs Wichita St.	11/19/2023	*	26:46	8-16	.500	0-4	.000	5-5	1.000	2	5	7	6.2	2	0	1	1	0	21	15.5
Dartmouth	11/25/2023	*	34:07	7-12	.583	1-1	1.000	2-3	.667	1	5	6	6.1	2	0	1	0	0	17	15.7
Totals		7	197:57	37-73	.507	8-22	.364	28-36	.778	11	32	43	6.1	12	8	9	6	3	110	15.7

Player Averages

Games Played	Minutes/game	Points/game	FG Pct	3FG Pct	FT Pct	Rebounds/game	Assists/game	Turnovers/game	Assist/Turnover ratio	Steals/game	Blocks/game
7	28.3	15.7	50.7	36.4	77.8	6.1	1.1	1.3	0.9	0.4	0.9

Hargrove's Career Stats				Field Goals		3-Point		F-Throws		Rebounds				Scoring						
SEASON	TEAM	GP-GS	MIN/AVG	FG-FGA	FG%	3FG-3FGA	3FG%	FT-FTA	FT%	OFF	DEF	TOT	AVG	PF-FO	A	TO	BLK	STL	PTS	AVG
2019-20	SLU	25-0	315/12.6	51-98	.520	4-15	.267	28-42	.667	18	38	56	2.2	28-0	9	11	11	5	134	5.4
2020-21	SLU	19-0	193/10.2	29-68	.426	14-33	.424	7-9	.778	13	17	30	1.6	22-0	7	12	2	5	79	4.2
2021-22	SLU	35-16	755/21.6	96-229	.419	32-92	.348	12-24	.500	40	106	146	4.2	41-0	20	38	12	13	236	6.7
2022-23	SLU	33-16	653/19.8	74-153	.484	17-58	.293	29-39	.744	34	87	121	3.7	40-0	18	27	20	9	194	5.9
2023-24	SLU	7-7	198/28.3	37-73	.507	8-22	.364	28-36	.778	11	32	43	6.1	12-0	8	9	6	3	110	15.7
TOTAL		119-39	2115/17.8	287-621	.462	75-220	.341	104-150	.693	116	280	396	3.3	143-0	62	97	51	35	753	6.3

24 • GIBSON JIMERSON



RS Junior • G • 6-5 • 200 • Richmond, Va. • Montverde | MAJOR: MBA Candidate



SEASON/CAREER HIGHS

POINTS

SEASON: 23 vs. Dartmouth, 11/25/23
CAREER: 31 vs. UMass, 1/23/22

REBOUNDS

SEASON: 6 vs. Wichita State, 11/19/23
CAREER: 8 at La Salle, 2/8/22

ASSISTS

SEASON: 5 vs. USI, 11/6/23
CAREER: 7 at Loyola Chicago, 1/18/23

STEALS

SEASON: 1, three times
CAREER: 3, twice

BLOCKS

SEASON: 2 vs. Wichita State, 11/19/23
CAREER: 2 vs. Wichita State, 11/19/23

FIELD GOALS MADE

SEASON: 6, twice
CAREER: 11, three times

FIELD GOAL ATTEMPTS

SEASON: 18 vs. Dartmouth, 11/25/23
CAREER: 20, twice

3-PT. FIELD GOALS MADE

SEASON: 5 vs. Lincoln, 11/8/23
CAREER: 7 vs. UMass, 1/23/22

3-PT. FIELD GOALS ATTEMPTED

SEASON: 11 vs. Wichita State, 11/19/23
CAREER: 13 vs. Boston College, 12/11/21

FREE THROWS MADE

SEASON: 15 vs. Illinois State, 11/11/23
CAREER: 15 vs. Illinois State, 11/11/23

FREE THROWS ATTEMPTED

SEASON: 17 vs. Illinois State, 11/11/23
CAREER: 17 vs. Illinois State, 11/11/23

MINUTES PLAYED

SEASON: 38 vs. Dartmouth, 11/25/23
CAREER: 41 at Boise State, 11/30/21

CURRENT SEASON | 2023-24

- Scored a season-high 23 points against Dartmouth thanks in part to 10-11 from the stripe ... after being held scoreless against Wyoming, went for 18 points against Vermont and 11 vs. Wichita State at the Myrtle Beach Invitational .. led the Bills with 20 points against Illinois State, thanks in part of a 15-of-17 performance from the charity stripe ... started the Lincoln game making his first four shots from 3-point range and finished with 20 points.

2022-23 • RS Sophomore

- Second-team All-Conference (Atlantic 10).
- Academic All-District selection
- A-10 All-Academic team and NABC Honors Court selection.
- Led SLU with 14.0 ppg.
- Second in the A-10 in 3FG% (.85-.212, .401) and third in the league in 3FGM per game (2.58).
- His 85 3-pointers were the fourth-most in a single-season in school history.
- Had a memorable game against Drake on Dec. 17 – in the morning, he walked across the Chaifetz Arena stage at graduation to receive his B.S. in International Business. Later that night against Drake in the same Chaifetz Arena, he scored 17 points including his 1,000th career point.

2021-22 • RS Freshman

- Second-team Academic All-America (CoSIDA).
- Second-team All-District (NABC).
- Third-team All-Conference (Atlantic 10).
- A-10 All-Academic team.
- Division I-AAA Athletics Directors Association Scholar-Athlete Team.
- Led the Billikens with 16.3 ppg, third in the A-10.
- Named MVP of the Cancun Challenge after leading the Billikens

in scoring during the tourney.

2020-21 • RS Freshman

- Atlantic 10 Conference All-Academic team selection.
- Named to the Atlantic 10 Commissioner's Honor Roll.
- Appeared in all 21 games and made 16 starts.
- Averaged 7.8 points per game.
- Shot 43.3 percent from the field and 39.4 percent from the 3-point line.

2019-20 • Freshman

- Named to the Atlantic 10 Commissioner's Honor Roll.
- Had his season cut short by a foot injury suffered in practice on Dec. 16, 2019, and received a hardship waiver to get the year of eligibility back.
- Claimed back-to-back A-10 Rookie of the Week honors Dec. 2 and Dec. 9.
- Shot 42.9 percent from 3-point range, the second-best mark by a freshman in school history.
- Registered five double-digit scoring games.

Prior to SLU

- Played at Montverde Academy in Florida his senior year.
- Led the Montverde Academy Center for Basketball Development (CBD) team in scoring and shooting percentage.
- Playing for Boo Williams on the AAU circuit, he was one of the top shooters in the EYBL, connecting on 48.8 percent (60-123) from the field and 46 percent (40-87) from the arc.
- He also ranked fourth on the circuit in offensive efficiency.
- Also prepved at St. Christopher's and Benedictine in Richmond, Virginia, before transferring to Montverde.
- Was among the leading scorers in the Richmond area as a junior, tallying 26.0 ppg at St. Christopher's.

2023-24 Game-by-Game Stats

Opponent	Date	GS	MIN	Total		3-Pointers		Free throws		Rebounds				PF	A	TO	BLK	STL	PTS	AVG
				FG-FGA	PCT	3FG-3FGA	PCT	FT-FTA	PCT	OFF	DEF	TOT	AVG							
Southern Ind.	11/06/2023	*	34:57	3-10	.300	1-5	.200	2-2	1.000	2	2	4	4.0	0	5	0	0	0	9	9.0
Lincoln (MO)	11/08/2023	*	21:59	5-6	.833	5-6	.833	1-1	1.000	0	2	3.0	0	2	1	0	1	16	12.5	
Illinois St.	11/11/2023	*	35:46	2-7	.286	1-3	.333	15-17	.882	2	3	5	3.7	1	1	2	0	0	20	15.0
vs Wyoming	11/16/2023	*	24:41	0-1	.000	0-1	.000	0-0	.000	0	1	1	3.0	2	1	2	0	0	0	11.3
vs Vermont	11/17/2023	*	37:07	6-15	.400	3-8	.375	3-3	1.000	0	3	3	3.0	1	4	1	0	0	18	12.6
vs Wichita St.	11/19/2023	*	37:33	4-15	.267	3-11	.273	3-11	.273	1	5	6	3.5	1	0	2	2	1	11	12.3
Dartmouth	11/25/2023	*	38:21	6-18	.333	1-5	.200	10-11	.909	2	3	5	3.7	1	1	2	0	1	23	13.9
Totals			7 230:24	26-72	.361	14-39	.359	31-34	.912	7	19	26	3.7	6	14	10	2	3	97	13.9

Player Averages

Games Played	Minutes/game	Points/game	FG Pct	3FG Pct	FT Pct	Rebounds/game	Assists/game	Turnovers/game	Assist/Turnover ratio	Steals/game	Blocks/game
7	32.9	13.9	36.1	35.9	91.2	3.7	2.0	1.4	1.4	0.4	0.3

Jimerson's Career Stats

SEASON	TEAM	Field Goals		3-Point		F-Throws		Rebounds				Scoring								
		GP-GS	MIN/AVG	FG-FGA	FG%	3FG-3FGA	3FG%	FT-FTA	FT%	OFF	DEF	TOT	AVG	PF-FO	A	TO	BLK	STL	PTS	AVG
2019-20	SLU	10-0	248/24.8	39-83	.470	24-56	.429	6-7	.857	2	13	15	1.5	13-0	4	9	1	4	108	10.8
2020-21	SLU	21-16	452/21.5	58-134	.433	37-94	.394	10-12	.833	6	23	29	1.4	16-0	20	15	1	7	163	7.8
2021-22	SLU	35-34	1183/33.8	194-436	.445	87-207	.420	95-115	.826	18	61	79	2.3	40-1	28	35	1	17	570	16.3
2022-23	SLU	33-33	1114/33.8	168-368	.457	85-212	.401	41-49	.837	15	101	116	3.5	46-1	38	40	4	18	462	14.0
2023-24	SLU	7-7	230/32.9	26-72	.361	14-39	.359	31-34	.912	7	19	26	3.7	6-0	14	10	2	3	97	13.9
TOTAL		106-90	3228/30.4	485-1093	.444	247-608	.406	183-217	.843	48	217	265	2.5	121-2	104	109	9	49	1400	13.2



25 • PHIL JONES



Sophomore • G • 6-1 • 185 • Chicago, Ill. • Mount Carmel | MAJOR: Aeronautics

2022-23 • Freshman

- Appeared in three games for the Billikens.
- Played a season-high three minutes against Paul Quinn and recorded a steal.
- Saw a minute of action in his hometown in the win at Loyola Chicago.
- Turned in two minutes in the A-10 quarterfinal win against George Mason.

Previous

- Prepped at Mount Carmel High School in Chicago.
- Played in four games his senior season despite tearing his ACL in an open gym before the season began.

Jones' Career Stats				Field Goals		3-Point		F-Throws		Rebounds				Scoring						
SEASON	TEAM	GP-GS	MIN/AVG	FG-FGA	FG%	3FG-3FGA	3FG%	FT-FTA	FT%	OFF	DEF	TOT	AVG	PF-FO	A	TO	BLK	STL	PTS	AVG
2022-23	SLU	3-0	6/2.2	0-0	.000	0-0	.000	0-0	.000	0	0	0	0.0	0-0	0	0	0	1	0	0.0
2023-24	SLU	1-0	4/4.1	0-0	.000	0-0	.000	0-0	.000	1	0	1	1.0	0-0	0	0	0	0	0	0.0
TOTAL		4-0	11/2.7	0-0	.000	0-0	.000	0-0	.000	1	0	1	0.3	0-0	0	0	0	1	0	0.0



33 • LAMONT EVANS IV



Junior • G • 6-0 • 155 • Hollywood, Fla. • Blance Ely | MAJOR: Communication

2022-23 • Sophomore

- Played in three games.
- Made his Billiken debut against Paul Quinn and scored a basket.
- Had a steal in the win at Loyola Chicago.
- Played two minutes in the A-10 quarterfinal win against George Mason at the Barclays Center.

2021-22 • Freshman | at South Florida

- Appeared in the Bulls' game against UCF.

Previous

- Prepped at Blance Ely High School in Pompano Beach, Florida.
- Helped the Tigers to a Florida 8A state championship in 2019.

Evans' Career Stats				Field Goals		3-Point		F-Throws		Rebounds				Scoring						
SEASON	TEAM	GP-GS	MIN/AVG	FG-FGA	FG%	3FG-3FGA	3FG%	FT-FTA	FT%	OFF	DEF	TOT	AVG	PF-FO	A	TO	BLK	STL	PTS	AVG
2021-22	USF	1-0	1/0.7	0-1	.000	0-1	.000	0-0	.000	0	0	0	0.0	0-0	0	0	0	0	0	0.0
2022-23	SLU	3-0	7/2.3	1-1	1.000	0-0	.000	0-0	.000	0	0	0	0.0	0-0	0	0	0	1	2	0.7
2023-24	SLU	2-0	10/5.1	2-3	.667	1-2	.500	0-1	.000	0	1	1	0.5	1-0	0	1	0	1	5	2.5
TOTAL FOR SLU		5-0	17/3.4	3-4	.750	1-2	.500	0-1	.000	0	1	1	0.2	1-0	0	1	0	2	7	1.4
TOTAL		6-0	18/2.9	3-5	.600	1-3	.333	0-1	.000	0	1	1	0.2	1-0	0	1	0	2	7	1.2



10 • ABOU MAGASSA

Freshman • F • 6-7 • 215 • Morsang-sur-Orge, France • Roanne • MAJOR: Business

PREVIOUS

- Played for Chorale Roanne Basket in Roanne, France.
- Averaged 11.0 points, 5.0 rebounds, 1.4 steals and 1.3 assists last year for the Choraliens.



11 • ALEX NOKES

Freshman • F • 6-6 • 210 • Pacific Palisades, Calif. • Beverly Hills | MAJOR: Sports Business

PREVIOUS

- Played one season at Victory Rock Prep in Bradenton, Florida, after graduating high school.
- Played hoops at Beverly Hills High School.



13 • TSVET SOTIROV

Freshman • F • 6-7 • 210 • Rolling Meadows, Ill. • Rolling Meadows | MAJOR: Entrepreneurship

PREVIOUS

- Prepped for four years at Rolling Meadows High School outside of Chicago.
- All-Conference and All-Area for the Mustangs in 2022-23.
- Also named to two All-Tournament teams his senior year.
- Helped Mustangs to a conference and regional championship.
- Played club ball for Full Package Athletics.





2023-24 SCHEDULE

SLU MEN'S BASKETBALL

+ Myrtle Beach Invitational (ESPN Events)

* Atlantic 10 Conference game

DAY	DATE	OPPONENT	CITY (ARENA)	TV/DIGITAL	TIME (CT)
Tuesday	Oct. 24	Ky. Wesleyan (Exh.)	St. Louis, Mo. (Chaifetz Arena)	None	7 p.m.
Sunday	Oct. 29	Berea College (Exh.)	St. Louis, Mo. (Chaifetz Arena)	None	3 p.m.
Monday	Nov. 6	Southern Indiana	St. Louis, Mo. (Chaifetz Arena)	BSMW	7 p.m.
Wednesday	Nov. 8	Lincoln (Mo.)	St. Louis, Mo. (Chaifetz Arena)	BSMW	7 p.m.
Saturday	Nov. 11	Illinois State	St. Louis, Mo. (Chaifetz Arena)	BSMW EXTRA	7 p.m.
Thursday	Nov. 16	Wyoming +	Conway, S.C. (HTC Center)	ESPN2	1 p.m.
Friday	Nov. 17	Charleston/Vermont +	Conway, S.C. (HTC Center)	ESPN Networks	11a / 1:30p
Sunday	Nov. 19	Myrtle Beach Inv. +	Conway, S.C. (HTC Center)	ESPN Networks	TBA
Saturday	Nov. 25	Dartmouth	St. Louis, Mo. (Chaifetz Arena)	BSMW	7 p.m.
Tuesday	Nov. 28	Utah State	St. Louis, Mo. (Chaifetz Arena)	BSMW EXTRA	7 p.m.
Saturday	Dec. 2	Southern Illinois	Carbondale, Ill. (Banterra Center)	TBA	2:30 p.m.
Wednesday	Dec. 6	Drake	Des Moines, Iowa (Knapp Center)	TBA	7 p.m.
Saturday	Dec. 9	Hofstra	St. Louis, Mo. (Chaifetz Arena)	BSMW	2 p.m.
Saturday	Dec. 16	Louisiana Tech	St. Louis, Mo. (Chaifetz Arena)	BSMW EXTRA	7 p.m.
Wednesday	Dec. 20	NC State	Raleigh, N.C. (PNC Arena)	ACC Network Extra	6 p.m.
Wednesday	Jan. 3	Loyola Chicago*	St. Louis, Mo. (Chaifetz Arena)	BSMW	6 p.m.
Saturday	Jan. 6	George Mason*	Fairfax, Va. (EagleBank Arena)	USA Network	1 p.m.
Wednesday	Jan. 10	Saint Joseph's*	St. Louis, Mo. (Chaifetz Arena)	CBSSN	6 p.m.
Tuesday	Jan. 16	Dayton*	Dayton, Ohio (UD Arena)	CBSSN	7 p.m.
Friday	Jan. 19	VCU*	Richmond, Va. (Siegel Center)	ESPN2	6 p.m.
Wednesday	Jan. 24	Davidson*	St. Louis, Mo. (Chaifetz Arena)	BSMW	6 p.m.
Saturday	Jan. 27	Massachusetts*	St. Louis, Mo. (Chaifetz Arena)	BSMW	7 p.m.
Tuesday	Jan. 30	Loyola Chicago*	Chicago, Ill. (Gentile Arena)	ESPN+	6 p.m.
Saturday	Feb. 3	Fordham*	St. Louis, Mo. (Chaifetz Arena)	USA Network	1:30 p.m.
Wednesday	Feb. 7	La Salle*	Philadelphia, Pa. (Tom Gola Arena)	ESPN+	5:30 p.m.
Saturday	Feb. 10	Saint Joseph's*	Philadelphia, Pa. (Hagan Arena)	USA Network	11:30 a.m.
Friday	Feb. 16	VCU*	St. Louis, Mo. (Chaifetz Arena)	ESPN2	6 p.m.
Tuesday	Feb. 20	Duquesne*	Pittsburgh, Pa. (UPMC Cooper Fieldhouse)	ESPN+	6 p.m.
Saturday	Feb. 24	George Washington*	St. Louis, Mo. (Chaifetz Arena)	BSMW	2 p.m.
Wednesday	Feb. 28	Richmond*	St. Louis, Mo. (Chaifetz Arena)	BSMW	7 p.m.
Saturday	March 2	Rhode Island*	Kingston, R.I. (Ryan Center)	CBSSN	3 p.m.
Tuesday	March 5	Dayton*	St. Louis, Mo. (Chaifetz Arena)	CBSSN	8 p.m.
Saturday	March 9	St. Bonaventure*	St. Bonaventure, N.Y. (Reilly Center)	USA Network	11:30 a.m.

Atlantic 10 Men's Basketball Championship

Tuesday	March 12	First Round (3 gms.)	Brooklyn, N.Y. (Barclays Center)	ESPN+	11a / 1:30p / 4p
Wednesday	March 13	Second Round (4 gms.)	Brooklyn, N.Y. (Barclays Center)	USA Network	11a / 1:30p / 5p / 7:30p
Thursday	March 14	Quarterfinals (4 gms.)	Brooklyn, N.Y. (Barclays Center)	USA Network	11a / 1:30p / 5p / 7:30p
Friday	March 15	OFF DAY			
Saturday	March 16	Semifinals (2 gms.)	Brooklyn, N.Y. (Barclays Center)	CBSSN	Noon / 2:30p
Sunday	March 17	Final	Brooklyn, N.Y. (Barclays Center)	CBS	Noon

NCAA Men's Basketball Championship

Tue.-Wed.	March 19-20	First Four	Dayton, Ohio (UD Arena)
Thu. & Sat.	March 21, 23	First/Second Rounds	Charlotte, Omaha, Pittsburgh, Salt Lake City
Fri. & Sun.	March 22, 24	First/Second Rounds	Brooklyn, Indianapolis, Spokane, Memphis
Thu. & Sat.	March 28, 30	Sweet 16/Elite Eight	Boston, Los Angeles
Fri. & Sun.	March 29, 31	Sweet 16/Elite Eight	Dallas, Detroit
Sat. & Mon.	April 6, 8	Final Four	Phoenix, Ariz. (State Farm Stadium)



**2023-24 Saint Louis Men's Basketball
Combined Team Statistics
All games**

Game Records

Record	Overall	Home	Away	Neutral
ALL GAMES	5-2	4-0	0-0	1-2
CONFERENCE	0-0	0-0	0-0	0-0
NON-CONFERENCE	5-2	4-0	0-0	1-2

Score by Periods

Team	1st	2nd	OT	TOT
Saint Louis	274	265	0	539
Opponents	237	263	0	500

Team Box Score

No.	Player				Total		3-Point		F-Throw		Rebounds								PTS	AVG		
		GP-GS	MIN	AVG	FG-FGA	FG%	3FG-3FGA	3FG%	FT-FTA	FT%	OFF	DEF	TOT	AVG	PF	DQ	A	TO			BLK	STL
21	PARKER, Sincere	4-4	97:13	24.3	29-59	.492	6-16	.375	5-10	.500	3	19	22	5.5	12	1	3	4	3	3	69	17.3
22	HARGROVE JR., Terrence	7-7	197:57	28.3	37-73	.507	8-22	.364	28-36	.778	11	32	43	6.1	12	0	8	9	6	3	110	15.7
24	JIMERSON, Gibson	7-7	230:24	32.9	26-72	.361	14-39	.359	31-34	.912	7	19	26	3.7	6	0	14	10	2	3	97	13.9
5	DALGER, Tim	7-4	168:24	24.1	23-56	.411	4-13	.308	26-41	.634	7	32	39	5.6	19	0	3	10	1	9	76	10.9
2	HUGHES II, Larry	7-7	146:49	21.0	12-46	.261	9-24	.375	8-12	.667	3	18	21	3.0	18	1	6	5	0	8	41	5.9
7	MEADOWS, Mike	7-6	184:40	26.4	13-31	.419	3-8	.375	11-15	.733	2	19	21	3.0	6	0	24	5	1	6	40	5.7
0	THAMES, Kellen	7-0	114:15	16.3	16-21	.762	2-3	.667	3-7	.429	4	21	25	3.6	13	0	4	7	1	12	37	5.3
1	MEDLEY, Cian	7-0	141:39	20.2	8-24	.333	4-10	.400	9-10	.900	0	9	9	1.3	16	0	17	8	0	8	29	4.1
4	CURCIC, Djordje	4-0	36:05	9.0	5-8	.625	3-5	.600	0-0	.000	0	0	0	0.0	5	0	2	0	0	1	13	3.3
12	ZHANG, Bruce	5-0	42:11	8.4	4-13	.308	0-0	.000	6-6	1.000	4	1	5	1.0	9	0	1	3	3	1	14	2.8
15	VAN BUSSEL, Stef	3-0	26:06	8.7	1-4	.250	0-0	.000	6-12	.500	2	9	11	3.7	4	0	0	1	3	1	8	2.7
33	EVANS IV, Lamont	2-0	10:09	5.1	2-3	.667	1-2	.500	0-1	.000	0	1	1	0.5	1	0	0	1	0	1	5	2.5
25	JONES, Phil	1-0	04:08	4.1	0-0	.000	0-0	.000	0-0	.000	1	0	1	1.0	0	0	0	0	0	0	0	0.0
Team											7	14	21					4				
Total		7	1400		176-410	.429	54-142	.380	133-184	.723	51	194	245	35.0	121	2	82	67	20	56	539	77.0
Opponents		7	1400		182-435	.418	48-165	.291	88-124	.710	77	211	288	41.1	142	4	78	97	22	30	500	71.4

Team Statistics

	SLU	OPP
Scoring	539	500
Points per game	77.0	71.4
Scoring margin	+5.6	-
Field goals-att	176-410	182-435
Field goal pct	.429	.418
3 point fg-att	54-142	48-165
3-point FG pct	.380	.291
3-pt FG made per game	7.7	6.9
Free throws-att	133-184	88-124
Free throw pct	.723	.710
F-Throws made per game	19.0	12.6
Rebounds	245	288
Rebounds per game	35.0	41.1
Rebounding margin	-6.1	-
Assists	82	78
Assists per game	11.7	11.1
Turnovers	67	97
Turnovers per game	9.6	13.9
Turnover margin	+4.3	-
Assist/turnover ratio	1.2	0.8
Steals	56	30
Steals per game	8.0	4.3
Blocks	20	22
Blocks per game	2.9	3.1
Winning streak	1	-
Home win streak	4	-
Attendance	17933	0
Home games-Avg/Game	4-4483	0-0
Neutral site-Avg/Game	-	3-1187

Team Results

Date	Opponent	Score	Att.
11/06/2023	Southern Ind.	W 75-63	4989
11/08/2023	Lincoln (MO)	W 102-66	3189
11/11/2023	Illinois St.	W 80-71	5232
11/16/2023	vs Wyoming	W 79-69	1201
11/17/2023	vs Vermont	L 68-78	1126
11/19/2023	vs Wichita St.	L 69-88	1233
11/25/2023	Dartmouth	W 66-65	4523



**2023-24 Saint Louis Men's Basketball
Season Schedule/Results & Leaders
All games**

Game Records

Record	Overall	Home	Away	Neutral
ALL GAMES	5-2	4-0	0-0	1-2
CONFERENCE	0-0	0-0	0-0	0-0
NON-CONFERENCE	5-2	4-0	0-0	1-2

Team Results

Date	Opponent		Score	Att.	High Points	High Rebounds
11/06/2023	Southern Ind.	W	75-63	4989	(27) HARGROVE JR., Terrence	(15) HARGROVE JR., Terrence
11/08/2023	Lincoln (MO)	W	102-66	3189	(20) PARKER, Sincere	(9) VAN BUSSEL, Stef
11/11/2023	Illinois St.	W	80-71	5232	(20) JIMERSON, Gibson	(9) PARKER, Sincere
11/16/2023	vs Wyoming	W	79-69	1201	(22) PARKER, Sincere	(8) PARKER, Sincere
11/17/2023	vs Vermont	L	68-78	1126	(18) JIMERSON, Gibson	(6) DALGER, Tim
						(6) THAMES, Kellen
11/19/2023	vs Wichita St.	L	69-88	1233	(21) HARGROVE JR., Terrence	(7) HARGROVE JR., Terrence
11/25/2023	Dartmouth	W	66-65	4523	(23) JIMERSON, Gibson	(8) DALGER, Tim

Attendance Summary

	Games	Attend	Avg/Game
Home	4	17933	4483
Away	0	0	0
Neutral	3	3560	1187
Total	7	21493	3070



**2023-24 Saint Louis Men's Basketball
Team Game-by-Game
All games**

Opponent	Date	Score	W	Total		3-Pointers		Free throws		Rebounds				PF	A	TO	BLK	STL	PTS	AVG
				FG-FGA	PCT	3FG-3FGA	PCT	FT-FTA	PCT	OFF	DEF	TOT	AVG							
Southern Ind.	11/06/2023	75-63	W	24-66	.364	9-21	.429	18-28	.643	13	32	45	45.0	14	13	6	1	7	75	75.0
Lincoln (MO)	11/08/2023	102-66	W	34-55	.618	9-18	.500	25-39	.641	6	33	39	42.0	22	13	12	5	15	102	88.5
Illinois St.	11/11/2023	80-71	W	22-52	.423	6-21	.286	30-37	.811	3	31	34	39.3	19	8	10	3	6	80	85.7
vs Wyoming	11/16/2023	79-69	W	27-57	.474	8-20	.400	17-22	.773	8	25	33	37.8	18	11	15	5	13	79	84.0
vs Vermont	11/17/2023	68-78	L	23-55	.418	10-18	.556	12-19	.632	7	22	29	36.0	15	14	8	0	4	68	80.8
vs Wichita St.	11/19/2023	69-88	L	23-65	.354	8-29	.276	15-18	.833	5	26	31	35.2	16	14	10	5	5	69	78.8
Dartmouth	11/25/2023	66-65	W	23-60	.383	4-15	.267	16-21	.762	9	25	34	35.0	17	9	6	1	6	66	77.0
Total		539		176-410	.429	54-142	.380	133-184	.723	51	194	245	35.0	121	82	67	20	56	539	77.0
Opponents		500		182-435	.418	48-165	.291	88-124	.710	77	211	288	41.1	142	78	97	22	30	500	71.4

Saint Louis Averages

Games Played	Points/game	FG Pct	3FG Pct	FT Pct	Rebounds/game	Assists/game	Turnovers/game	Assist/Turnover ratio	Steals/game	Blocks/game
7	77.0	42.9	38.0	72.3	35.0	11.7	9.6	1.2	8.0	2.9



**2023-24 Saint Louis Men's Basketball
Opponents Game-by-Game
All games**

Opponent	Date	Score	W	Total		3-Pointers		Free throws		Rebounds				PF	A	TO	BLK	STL	PTS	AVG
				FG-FGA	PCT	3FG-3FGA	PCT	FT-FTA	PCT	OFF	DEF	TOT	AVG							
Southern Ind.	11/06/2023	75-63	W	27-65	.415	4-18	.222	5-8	.625	8	34	42	42.0	22	14	12	8	2	63	63.0
Lincoln (MO)	11/08/2023	102-66	W	21-65	.323	8-25	.320	16-27	.593	17	25	42	42.0	25	9	20	2	5	66	64.5
Illinois St.	11/11/2023	80-71	W	24-61	.393	9-29	.310	14-22	.636	9	30	39	41.0	27	9	15	1	3	71	66.7
vs Wyoming	11/16/2023	79-69	W	25-71	.352	3-21	.143	16-17	.941	22	24	46	42.3	20	10	19	2	5	69	67.3
vs Vermont	11/17/2023	68-78	L	29-52	.558	11-24	.458	9-14	.643	3	30	33	40.4	14	14	9	4	6	78	69.4
vs Wichita St.	11/19/2023	69-88	L	33-68	.485	7-22	.318	15-19	.789	11	39	50	42.0	15	11	11	2	5	88	72.5
Dartmouth	11/25/2023	66-65	W	23-53	.434	6-26	.231	13-17	.765	7	29	36	41.1	19	11	11	3	4	65	71.4
Total		500		182-435	.418	48-165	.291	88-124	.710	77	211	288	41.1	142	78	97	22	30	500	71.4
Saint Louis		539		176-410	.429	54-142	.380	133-184	.723	51	194	245	35.0	121	82	67	20	56	539	77.0

Opponents Averages

Games Played	Points/game	FG Pct	3FG Pct	FT Pct	Rebounds/game	Assists/game	Turnovers/game	Assist/Turnover ratio	Steals/game	Blocks/game
7	71.4	41.8	29.1	71.0	41.1	11.1	13.9	0.8	4.3	3.1

BILLIKENS vs. Utah State // Nov. 28, 2023



Official Basketball Box Score - Final
Southern Ind. at Saint Louis
 11/06/23 Chaletz Arena, St. Louis
 2023-24 Men's Basketball

Game Time: 7:00 PM
 Game Duration: 1:53
 Attendance: 4,989

Officials: Ed Crenshaw, Greg Geritsen, Devyn Page

Southern Ind. - 63

Record: 0-1

NO.	Name	Min	FG		3P		FT		Rebounds		Fouls		TP	AS	TO	ST	Blocks		+/-									
			M/A	A	M/A	A	M/A	A	OR	DR	PF	FD					BS	BA										
10	Jack Mielke	19:56	2-4	2-4	0-0	0	1	1	3	0	6	0	0	0	0	0	0	0	8									
5	Nick Little	06:17	0-1	0-0	0-0	0	4	4	0	0	0	0	1	0	0	0	0	0	-5									
0	Ryan Hall	30:21	3-11	0-5	0-0	1	2	3	1	2	6	0	2	0	0	0	1	-13										
5	Jack Campion	17:59	4-8	0-2	1-3	0	3	3	5	3	9	4	0	2	0	0	0	-10										
21	AJ Smith	21:41	3-6	1-4	0-0	0	4	4	2	0	7	2	0	0	0	2	0	-22										
4	Nolan Causwell	14:03	2-5	0-0	0-0	0	4	4	2	0	4	0	0	0	0	0	0	-17										
33	Jeremiah Hernandez	13:00	2-5	0-0	0-1	1	2	0	2	4	1	3	0	1	0	0	0	-4										
1	Javuis Moore	13:42	0-1	0-0	0-0	0	2	2	3	1	0	1	1	0	1	0	-4											
3	Jordan Tillmon	28:36	5-15	1-3	4-4	2	6	8	1	4	15	3	0	1	0	0	-1											
52	Kyron Powell	18:35	4-6	0-0	0-0	4	1	5	5	1	8	0	1	0	2	0	7											
13	Sam Mervis	15:51	2-3	0-0	0-0	0	5	5	0	1	4	3	1	0	0	0	-3											
Team						0			1		0		0		0													
Totals			27-65			4-18			5-8		8		34		22		14		12		2		8		1		-12	

Technical Fouls: NONE

Saint Louis - 75

Record: 1-0

NO.	Name	Min	FG		3P		FT		Rebounds		Fouls		TP	AS	TO	ST	Blocks		+/-															
			M/A	A	M/A	A	M/A	A	OR	DR	PF	FD					BS	BA																
22	Terrence Hargrove Jr.	27:56	8-15	4-6	7-8	4	11	15	1	7	27	1	1	0	0	1	0	15																
2	Larry Hughes II	24:59	4-11	3-6	1-2	0	2	2	2	12	2	0	3	0	0	0	0	11																
7	Mike Meadows	08:35	1-3	0-0	1-2	0	2	2	0	2	3	3	1	0	0	0	0	5																
21	Sincere Parker	03:36	3-12	0-2	2-5	1	2	3	2	4	8	0	1	1	1	1	3	16																
24	Gibson Jimerson	34:57	3-10	1-5	2-2	2	2	4	0	1	9	5	0	0	0	0	0	14																
5	Tim Dalger	19:31	2-7	0-0	2-4	1	6	7	4	2	6	0	0	0	0	0	1	0																
15	Stef van Bussel	02:59	0-1	0-0	1-2	1	1	2	0	1	1	0	0	0	0	0	1	7																
1	Cian Medley	19:17	1-2	1-1	2-2	0	2	2	3	1	5	2	2	0	0	0	0	-1																
0	Kellen Thames	18:10	2-5	0-1	0-1	2	2	4	2	2	4	0	1	2	0	0	0	-7																
Team						1			2		0		0		0																			
Totals			24-66			9-21			18-28		13		32		45		14		22		75		13		6		7		1		8		12	

Technical Fouls: NONE

USI

SLU

Points from Turnovers

Biggest lead	USI		SLU		Points from Turnovers	USI	SLU	Period by Period Scoring		
	1st	2nd	1st	2nd				TOT		
Best Scoring Run	7(2 nd 9:30)		8(2 nd 15:46)		44	30	USI	25	38	63
Lead Changes	2		0		4	16	SLU	37	38	75
Times Tied	0		0		17	18				
Time with Lead	00:20		38:52		35	16				



Official Basketball Box Score - Final
Lincoln (MO) at Saint Louis
 11/08/23 Chaletz Arena, St. Louis
 2023-24 Men's Basketball

Game Time: 7:00 PM
 Game Duration: 2:04
 Attendance: 3,189

Officials: Chance Moore, Tyler Kumpf, JP Primm

Lincoln (MO) - 66

Record: 0-0

NO.	Name	Min	FG		3P		FT		Rebounds		Fouls		TP	AS	TO	ST	Blocks		+/-															
			M/A	A	M/A	A	M/A	A	OR	DR	PF	FD					BS	BA																
11	Peyton Williams	15:44	2-5	2-3	1-3	0	2	2	4	2	7	0	1	0	0	0	0	-9																
22	Franck Yelina	20:07	5-10	0-2	4-6	3	1	4	0	4	14	0	1	2	0	1	0	-16																
25	Jose Roberto Tanchyn	24:20	1-6	0-2	0-0	2	3	5	4	0	2	0	2	0	0	0	1	-29																
0	DJ Richardson	18:49	6-12	1-4	1-2	0	1	1	3	2	14	2	0	0	0	0	0	-21																
10	Tyson Robinson	30:07	3-5	2-3	7-7	0	1	1	3	3	15	2	3	1	0	0	0	-26																
32	Elijah Farr	17:12	1-6	1-2	1-2	4	2	6	0	3	4	1	2	0	0	2	0	-24																
15	Sam Rautins	14:20	1-5	1-4	0-3	0	1	1	2	3	2	5	1	1	0	0	0	-22																
23	Yavin Garrison	13:03	1-1	1-1	0-0	1	2	3	0	0	3	0	1	0	0	0	0	-16																
21	Caleb Wright	14:37	0-7	0-1	0-1	2	5	7	4	1	0	0	1	0	0	0	0	-8																
2	Bronson Bortase	08:25	1-6	0-1	2-3	2	3	5	2	3	4	0	0	0	0	0	1	0																
20	Arash Yaqubi	12:46	0-1	0-0	0-0	3	3	4	0	0	0	0	0	0	0	0	0	-5																
5	Clay Butler	08:30	0-1	0-0	0-0	0	0	0	0	0	0	0	0	0	0	0	0	-4																
4	Jamar Madge, Jr.	02:00	0-0	0-0	0-0	0	0	0	0	0	0	0	0	0	0	0	0	0																
Team						3			4		0		0		1																			
Totals			21-65			8-25			16-27		17		25		42		26		20		66		9		20		5		2		5		-36	

Technical Fouls: Coach 1st10:39

Saint Louis - 102

Record: 2-0

NO.	Name	Min	FG		3P		FT		Rebounds		Fouls		TP	AS	TO	ST	Blocks		+/-															
			M/A	A	M/A	A	M/A	A	OR	DR	PF	FD					BS	BA																
22	Terrence Hargrove Jr.	18:07	2-2	0-0	5-7	0	2	2	2	4	9	2	0	1	1	0	0	25																
2	Larry Hughes II	07:07	0-3	0-2	0-0	2	1	3	0	0	0	0	0	0	0	0	0	13																
7	Mike Meadows	09:11	4-5	1-1	4-6	0	4	4	0	0	13	4	1	3	0	0	0	24																
21	Sincere Parker	06:09	9-12	1-4	1-1	0	2	2	5	1	20	0	0	1	0	0	0	32																
24	Gibson Jimerson	21:59	5-6	5-6	1-1	0	2	2	0	0	16	2	0	1	1	0	0	22																
1	Cian Medley	22:51	1-5	0-0	2-2	0	1	1	3	1	4	2	3	2	0	0	0	7																
5	Tim Dalger	26:54	3-7	0-1	6-9	0	6	6	2	6	12	1	4	2	0	0	0	20																
15	Stef van Bussel	21:53	1-2	0-0	5-10	1	8	9	4	7	7	0	1	1	3	1	1	11																
0	Kellen Thames	14:35	4-5	0-0	1-2	0	3	3	1	1	9	0	1	3	0	0	0	24																
4	Djordje Curvic	17:55	3-5	1-2	0-0	0	0	0	4	0	7	0	1	0	0	0	0	9																
33	Lamont Evans IV	09:11	2-3	1-2	0-1	0	1	1	1	1	5	0	1	1	0	0	0	-6																
25	Phil Jones	04:08	0-0	0-0	0-0	1	0	1	0	0	0	0	0	0	0	0	0	-1																
Team						2			3		5		0		0																			
Totals			34-55			9-18			25-39		6		33		39		22		25		102		13		12		15		5		2		36	

Technical Fouls: Parker 2nd14:00

Biggest lead

LIN SLU

Points from Turnovers

Biggest lead	LIN		SLU		Points from Turnovers	LIN	SLU	Period by Period Scoring		
	1st	2nd	TOT							
Best Scoring Run	8(2 nd 3:33)		15(1 st 14:01)		24	50	USI	22	44	66
Lead Changes	1		0		6	29	SLU	54	48	102
Times Tied	0		0		14	44				
Time with Lead	00:00		39:09							



Official Basketball Box Score - Final
Illinois St. at Saint Louis
 11/11/23 Chaletz Arena, St. Louis
 2023-24 Men's Basketball

Game Time: 7:00 PM
 Game Duration: 2:11
 Attendance: 5,232

Officials: Mark Schnur, Jerry Heaster, Jeff Pon

Illinois St. - 71

Record: 1-1

NO.	Name	Min	FG		3P		FT		Rebounds		Fouls		TP	AS	TO	ST	Blocks		+/-
			M/A	A	M/A	A	M/A	A	OR	DR	PF	FD					BS	BA	
22	Kendall Lewis	18:42	3-9	0-3	0-0	3	9	12	1	1	6	1	2	0	0	0	0	-12	
22	Kendall Lewis	08:13	2-2	1-1	0-0	0	0	0	3	0	3	0	0	0	0				

BILLIKENS vs. Utah State // Nov. 28, 2023



Official Basketball Box Score - Final
Vermont at Saint Louis
 11/17/23 The HTC Center, Conway
 2023-24 Men's Basketball

Game Time: 12:00 PM
 Game Duration: 1:50
 Attendance: 1,126

Officials: Lee Cassel, Jemet Spearman, John St. Clair

Vermont - 78													
Record: 4-0													
NO.	Name	Min	FG	3P	FT	Rebounds	Fouls	TP	AS	TO	ST	Blocks	+/-
			M-A	M-A	M-A	OR DR TOT	PF FD					BS BA	
0	Ileri Ayo-Faleye	F 21:40	1-5	0-1	4-4	3 5 8	2 3 6	0	0	1	0	0	4
24	Matt Veretto	F 28:37	6-11	2-5	0-0	0 2 2	3 1 14	2	1	1	3	0	-4
1	Aaron Deloney	G 25:33	4-7	4-6	0-0	0 2 2	2 1 12	3	2	0	0	0	4
12	Shamir Bogues	G 33:38	7-10	0-2	0-2	0 3 3	0 1 14	3	3	3	0	0	10
20	TJ Long	G 33:30	6-11	2-5	2-3	0 4 4	1 4 16	1	1	0	0	0	2
2	Sam Alamutu	G 13:34	1-1	0-0	0-0	0 4 4	2 0 2	2	1	0	1	0	13
3	TJ Hurley	G 21:15	2-4	1-3	0-0	0 4 4	2 4 8	1	0	0	0	0	13
5	Brenton Mills	G 20:17	2-3	2-2	0-2	0 1 1	1 1 6	2	0	1	0	0	10
21	Seth Joba	G 01:56	0-0	0-0	0-0	0 1 1	1 0 0	0	0	0	0	0	-2
Team						0 4 4	0	0	0	0	0	0	10
Totals			29-52	11-24	9-14	3 30 33	14 15 78	14	9	6	4	0	-2

Technical Fouls: NONE

Saint Louis - 68													
Record: 4-1													
NO.	Name	Min	FG	3P	FT	Rebounds	Fouls	TP	AS	TO	ST	Blocks	+/-
			M-A	M-A	M-A	OR DR TOT	PF FD					BS BA	
5	Tim Dalger	F 25:42	2-7	1-1	5-9	3 3 6	1 4 10	0	2	1	0	1	-19
22	Terrence Hargrove Jr.	F 27:57	6-13	2-4	1-3	2 3 5	1 2 15	2	2	0	0	1	-9
2	Larry Hughes II	G 25:33	1-4	1-1	0-0	0 5 5	4 1 3	2	1	0	0	0	-14
7	Mike Meadows	G 19:38	1-5	0-0	1-2	0 1 1	1 2 3	5	0	1	0	1	-9
24	Gibson Jimerson	G 37:07	6-15	3-8	3-3	0 3 3	1 2 18	4	1	0	0	1	-5
0	Kellen Thames	19:09	2-2	0-0	0-0	0 6 6	3 2 4	0	0	0	0	0	1
1	Cian Medley	22:58	3-5	1-1	0-0	1 1 1	2 0 7	1	1	1	0	0	-1
12	Bruce Zhang	09:22	0-1	0-0	2-2	1 0 1	1 1 2	0	0	0	0	0	2
4	Djordje Curcic	12:34	2-3	2-3	0-0	0 0 0	1 0 6	0	0	0	0	0	4
Team						1 0 1	0	0	0	0	0	0	0
Totals			23-55	10-18	12-19	7 22 29	15 14 68	14	8	4	0	4	-10

Technical Fouls: NONE

	VER		STL		Points from		VER		STL		Period by Period Scoring		
	1st	2nd	1st	2nd	Turnovers	Paint	1st	2nd	TOT	1st	2nd	TOT	
Biggest lead	17 (2 nd 11:41)	0 (1 st 20:00)	10	7	28	22	VER	47	31	78			
Best Scoring Run	8 (1 st 6:07)	8 (2 nd 7:02)	6	10	6	10	STL	32	36	68			
Lead Changes	0	0											
Times Tied	1	0											
Time with Lead	38:15	00:00											



Official Basketball Box Score - Final
Dartmouth at Saint Louis
 11/25/23 Chafez Arena, St. Louis
 2023-24 Men's Basketball

Game Time: 7:00 PM
 Game Duration: 2:03
 Attendance: 4,323

Officials: Sean Hull, Tony Crisp, Trey Styons

Dartmouth - 65													
Record: 1-3													
NO.	Name	Min	FG	3P	FT	Rebounds	Fouls	TP	AS	TO	ST	Blocks	+/-
			M-A	M-A	M-A	OR DR TOT	PF FD					BS BA	
3	Dusan Neskovic	F 38:32	8-20	3-11	5-6	2 5 7	1 4 24	2	4	1	0	0	-6
21	Brandon Mitchell-Day	F 32:58	6-8	0-1	5-6	2 8 10	3 5 17	3	2	2	2	0	6
22	Jayden Williams	F 33:37	2-4	2-4	3-4	0 2 2	4 2 9	1	1	1	0	0	6
33	Jackson Munro	F 29:11	4-13	1-6	0-0	3 3 6	3 3 9	1	2	0	0	1	0
5	Jaren Johnson	G 32:20	1-3	0-1	0-1	0 6 6	2 2 2	4	1	0	1	0	1
10	Ryan Cornish	05:44	0-1	0-0	0-0	0 1 1	1 1 0	0	0	0	0	0	0
20	Romeo Myrthill	21:49	2-4	0-2	0-0	0 2 2	3 0 4	0	0	0	0	0	-9
11	Connor Christensen	03:19	0-0	0-0	0-0	0 0 0	1 0 0	0	0	0	0	0	-3
23	Robert McRae III	00:12	0-0	0-0	0-0	0 0 0	1 0 0	0	0	0	0	0	0
0	Ben Brown	02:18	0-0	0-0	0-0	0 1 1	0 0 0	0	0	0	0	0	0
Team						0 1 1	0	0	0	0	0	0	0
Totals			23-53	6-26	13-17	7 29 36	19 17 65	11	11	4	3	1	-1

Technical Fouls: NONE

Saint Louis - 66													
Record: 5-2													
NO.	Name	Min	FG	3P	FT	Rebounds	Fouls	TP	AS	TO	ST	Blocks	+/-
			M-A	M-A	M-A	OR DR TOT	PF FD					BS BA	
5	Tim Dalger	F 28:26	4-11	0-3	1-2	3 5 8	3 4 9	2	1	1	0	0	-4
22	Terrence Hargrove Jr.	F 34:07	7-12	1-1	2-3	1 5 6	2 3 17	0	1	0	0	0	7
2	Larry Hughes II	G 31:12	1-7	0-1	0-1	1 4 5	3 1 2	1	0	2	0	0	-6
7	Mike Meadows	G 37:14	4-7	2-3	2-2	0 4 4	1 1 12	2	1	0	0	0	2
24	Gibson Jimerson	G 38:21	6-18	1-5	10-11	2 3 5	1 9 23	1	2	1	0	3	3
0	Kellen Thames	10:34	1-1	0-0	0-0	0 1 1	4 0 2	0	0	1	1	0	-1
1	Cian Medley	12:59	0-2	0-2	1-2	0 1 1	1 2 1	3	0	1	0	0	12
12	Bruce Zhang	05:28	0-2	0-0	0-0	1 0 1	1 0 0	0	0	0	0	0	-6
4	Djordje Curcic	01:39	0-0	0-0	0-0	0 0 0	0 0 0	0	0	0	0	0	-2
Team						1 2 3	0	0	0	0	0	0	0
Totals			23-60	4-15	16-21	9 25 34	17 19 66	9	6	6	1	3	1

Technical Fouls: NONE

	DART		SLU		Points from		DART		SLU		Period by Period Scoring		
	1st	2nd	1st	2nd	Turnovers	Paint	1st	2nd	TOT	1st	2nd	TOT	
Biggest lead	4 (1 st 10:37)	11 (1 st 0:03)	3	16			DART	30	35	65			
Best Scoring Run	8 (2 nd 18:26)	7 (1 st 5:40)	3	6			SLU	41	25	66			
Lead Changes	9	0											
Times Tied	7	0											
Time with Lead	06:03	28:19											



Official Basketball Box Score - Final
Saint Louis at Wichita St.
 11/19/23 The HTC Center, Conway
 2023-24 Men's Basketball

Game Time: 8:00 PM
 Game Duration: 1:59
 Attendance: 1,233

Officials: Kelly Set, Bill Covington, KB Burdett Jr.

Saint Louis - 69													
Record: 4-2													
NO.	Name	Min	FG	3P	FT	Rebounds	Fouls	TP	AS	TO	ST	Blocks	+/-
			M-A	M-A	M-A	OR DR TOT	PF FD					BS BA	
5	Tim Dalger	F 21:17	3-9	1-3	4-6	0 4 4	3 4 11	0	1	0	1	1	-5
22	Terrence Hargrove Jr.	F 26:46	8-16	0-4	5-5	2 5 7	2 5 21	0	1	0	1	0	-13
2	Larry Hughes II	G 10:20	2-7	2-5	2-2	1 1 2	1 1 8	0	1	0	0	0	-5
7	Mike Meadows	G 33:48	1-6	0-2	0-0	0 2 2	2 0 2	7	1	0	0	0	-14
24	Gibson Jimerson	G 37:33	4-15	3-11	0-0	1 5 6	1 2 11	0	2	1	2	0	-20
0	Kellen Thames	27:02	3-4	1-1	1-2	1 5 6	1 1 8	2	2	3	0	0	-11
1	Cian Medley	26:40	1-4	1-3	0-0	0 2 2	2 0 3	4	0	0	0	0	-18
12	Bruce Zhang	10:25	1-3	0-0	3-3	0 0 0	4 2 5	1	0	1	1	0	-3
4	Djordje Curcic	03:57	0-0	0-0	0-0	0 0 0	0 0 0	0	0	0	0	0	-4
15	Stef van Bussel	01:14	0-1	0-0	0-0	0 0 0	0 0 0	0	0	0	0	0	-3
33	Lamont Evans IV	00:58	0-0	0-0	0-0	0 0 0	0 0 0	0	0	0	0	0	1
Team						0 2 2	0	0	0	0	0	0	2
Totals			23-65	8-29	15-18	5 26 31	16 15 69	14	10	5	5	2	-19

Technical Fouls: Team 2nd 3:46

Wichita St. - 88													
Record: 5-1													
NO.	Name	Min	FG	3P	FT	Rebounds	Fouls	TP	AS	TO	ST	Blocks	+/-
			M-A	M-A	M-A	OR DR TOT	PF FD					BS BA	
5	Isaac Abidde	F 27:40	1-4	0-2	0-2	1 4 5	3 1 2	1	0	0	0	1	16
11	Kenny Pohio	F 29:26	8-13	0-2	7-8	3 9 12	4 9 23	3	4	0	0	0	19
15	Quincy Ballard	C 13:43	1-2	0-0	0-0	0 0 0	2 2 3	0	0	1	0	0	5
1	Xavier Bell	G 32:49	6-13	0-2	2-2	0 4 4	0 1 14	3	3	0	0	1	16
4	Colby Rogers	G 33:57	11-19	5-7	1-2	0 2 2	0 2 28	1	1	1	0	2	19
10	Dalen Ridginal	28:17	3-10	1-5	0-0	1 9 10	0 0 7	2	0	0	1	1	19
12	J												