



# SAINT LOUIS BILLIKENS GAME NOTES

Saint Louis vs. Massachusetts  
Saturday, Jan. 27, 2024  
St. Louis, Mo. (Chaifetz Arena // 10,600)

TV

Bally  
SPORTS  
MIDWEST  
Alexa Datt  
Scott Highmark

RADIO

KMOX  
NewsRadio 1120  
America's Sports Voice  
Bob Ramsey  
Earl Austin Jr.

<b>2023-24 Record</b>	<b>8-11</b>
A-10	1-5
Home	7-3
Away	0-6
Neutral	1-2

## 2023-24 SCHEDULE

### October

Tue. 24	Ky. Wesleyan (exh.)	W, 85-75
Sun. 29	Berea College (exh.)	W, 98-60

### November

Mon. 6	Southern Indiana	W, 75-63
Wed. 8	Lincoln (Mo.)	W, 102-66
Sat. 11	Illinois State	W, 80-71
Thu. 16	Wyoming +	W, 79-69
Fri. 17	Vermont +	L, 68-78
Sun. 19	Wichita State +	L, 69-88
Sat. 25	Dartmouth	W, 66-65
Tue. 28	Utah State	L, 76-81

### December

Sat. 2	at Southern Illinois	L, 62-101
Wed. 6	at Drake	L, 69-75
Sat. 9	Hofstra	W, 71-68
Sat. 16	Louisiana Tech	W, 75-74
Wed. 20	at NC State	L, 70-82

### January

Wed. 3	Loyola Chicago*	L, 73-80
Sat. 6	at George Mason*	L, 67-79
Wed. 10	Saint Joseph's*	W, 88-85
Tue. 16	at Dayton*	L, 65-70
Fri. 19	at VCU*	L, 61-85
Wed. 24	Davidson*	L, 61-84
Sat. 27	UMass*	7pm
Tue. 30	at Loyola Chicago*	7pm

### February

Sat. 3	Fordham*	1:30pm
Wed. 7	at La Salle*	5:30pm
Sat. 10	at Saint Joseph's*	11:30am
Fri. 16	VCU*	6pm
Tue. 20	at Duquesne*	6pm
Sat. 24	George Washington*	2pm
Wed. 28	Richmond*	7pm

### March

Sat. 2	at Rhode Island*	3pm
Tue. 5	Dayton*	8pm
Sat. 9	at St. Bonaventure*	11:30am

+ Myrtle Beach Invitational (ESPN Events)  
\* Atlantic 10 Conference Game  
All times Central unless otherwise noted



## Saint Louis Billikens (8-11, 1-5 A-10)

Head Coach: Travis Ford (Kentucky, 1994)  
Ford's record at SLU: 141-100 (8th year)  
Ford's career record: 477-366 (27th year)



## UMass Minutemen (12-7, 3-4 A-10)

Head Coach: Frank Martin (FIU, 1993)  
Martin's record at UMass: 27-23 (2nd year)  
Martin's career record: 315-224 (17th year)

### NOTABLES

- Saint Louis (8-11, 1-5 A-10) looks to halt a three-game skid on Saturday night when it hosts UMass at Chaifetz Arena.
- The Minutemen (12-7, 3-4 A-10) have had two tough A-10 losses recently, falling in the final seconds in games at Loyola Chicago (Jan. 17) and Saint Joseph's (Jan. 23).
- **Bradley Ezewiro** is averaging 14.0 ppg (second on Billikens) and a team-leading 7.1 rpg. He is coming off a career-high 20 points against Davidson. Ezewiro has led the Billikens in rebounding in seven straight games.
- **Kellen Thames** is in the best three-game stretch of his career. He is averaging 8.0 ppg on 11-of-18 shooting in the last three. For the year, Thames leads SLU in FG percentage (.652, 45-of-89).
- **Gibson Jimerson** leads the Billikens and is 10th in the A-10 in scoring with 15.3 ppg. He is sixth in the league with 45 3-pointers. Jimerson is looking to snap out of an uncharacteristic two-game dip where he has combined to shoot 1-of-8 from the field and 0-of-6 from 3-point range for just two points.
- **Michael Meadows Jr.** and **Cian Medley** man the point guard spot for SLU. Medley leads the Bills in total assists (61).
- **Sincere Parker** has scored in double figures in each of the last two games and is back playing 20+ minutes after missing 11 games due to an injury. He averages 13.6 ppg (third on squad) in eight games this year for the Billikens.
- **Terrence Hargrove Jr.** has scored in double figures in each of the last three games and is fourth on the Bills with 12.9 ppg.

### BILLIKENS AT A GLANCE


No.	Name	Pos.	Ht	Wt	Cl.-Yr at SLU	Hometown	GP-GS	PPG	RPG	MPG
<i>Season Stats   ^ Last game starter</i>										
0	Kellen Thames	G	6-5	200	So.-2nd yr.	St. Louis, Mo.	19-0	5.5	3.8	17.0
1	Cian Medley^	G	5-11	165	Fr.-1st yr.	Sicklerville, N.J.	19-9	4.1	2.4	21.4
2	Larry Hughes II^	G	6-4	185	So.-2nd yr.	St. Louis, Mo.	17-13	5.2	2.5	19.8
3	Bradley Ezewiro^	F	6-9	265	Jr.-1st yr.	Torrance, Calif.	8-7	14.0	7.1	22.9
4	Djordje Curcic	G	6-2	185	Fr.-1st yr.	Cacak, Serbia	10-0	2.5	0.3	9.8
7	Michael Meadows Jr.	G	6-2	175	Sr.-1st yr.	Hollywood, Calif.	15-9	5.7	2.3	25.0
10	Abou Magassa	F	6-7	215	Fr.-1st yr.	Morsang-sur-Orge, France				
11	Alex Nokes	F	6-6	210	Fr.-1st yr.	Pacific Palisades, Calif.				
12	Bruce Zhang	C	7-0	260	Fr.-1st yr.	Nanchang, China	17-3	3.0	2.4	11.5
13	Tsvet Sotirov	F	6-7	210	Fr.-1st yr.	Rolling Meadows, Ill.				
15	Stef van Bussel	C	6-10	255	Fr.-1st yr.	Ommel, Netherlands	9-0	1.2	1.8	5.7
21	Sincere Parker	G	6-3	195	Jr.-2nd yr.	Rockford, Ill.	8-4	13.6	4.4	19.8
22	Terrence Hargrove Jr.^	F	6-5	215	Sr.-5th yr.	East St. Louis, Ill.	19-19	12.9	5.7	29.4
24	Gibson Jimerson^	G	6-5	215	Jr.-5th yr.	Richmond, Va.	19-19	15.3	2.9	35.1
25	Phil Jones	G	6-1	185	So.-2nd yr.	Chicago, Ill.	1-0	0.0	0.0	4.1
33	Lamont Evans IV	G	6-0	155	Jr.-2nd yr.	Hollywood, Fla.	2-0	2.5	0.5	5.1

### BY THE NUMBERS


SLU	UMASS	
8-11	Record	12-7
1-5	A-10 Record	3-4
L3	Streak	L1
222	KenPom (thru 1/22)	98
240	NCAA Net (thru 1/22)	90
72.5	Scoring Offense	81.2
77.1	Scoring Defense	72.0
-4.6	Scoring Margin	+9.2
.438	FG Percentage	.462
.452	Opponent FG Percentage	.417
.359	3FG Percentage	.314
.342	Opponent 3FG Percentage	.336
7.5	3FG Made Per Game	6.4
.728	FT Percentage	.691
15.5	FTs Made Per Game	16.2
34.1	Rebounds Per Game	38.9
-2.2	Rebounding Margin	+3.9
11.9	Assists Per Game	16.7
11.8	Turnovers Per Game	11.1
-1.9	Turnover Margin	+3.4
1.0	Assist/Turnover Ratio	1.5
5.8	Steals Per Game	8.5
2.6	Blocks Per Game	3.1

### SERIES HISTORY

Overall ..... SLU leads 17-8  
in St. Louis ..... SLU leads 10-2  
at Chaifetz Arena ..... SLU leads 7-1  
in Amherst ..... UMass leads 6-4  
Neutral court ..... SLU leads 3-0  
A-10 reg-season ..... SLU leads 14-7  
Last 5 ..... SLU leads 3-2  
Current Streak ..... UMass, won 1  
Last UM Road W ..... 1/31/15 (UM 60, SLU 56)  
First meeting ..... 1/5/95 (UM 80, at SLU 74)




Kellen Thames




Cian Medley




Larry Hughes II




Bradley Ezewiro



Djordje Curcic




Michael Meadows Jr.



Abou Magassa




Alex Nokes



Bruce Zhang




Tsvet Sotirov



Stef van Bussel




Sincere Parker




Terrence Hargrove Jr.



Gibson Jimerson



Phil Jones



Lamont Evans IV



Travis Ford

## NUMERICAL ROSTER

NO.	NAME	POS.	HT.	WT.	CL.	Year at SLU	HOMETOWN / PREVIOUS SCHOOL(S)
0	Kellen Thames	G	6-5	205	So.	2nd	St. Louis, Mo. / Pattonville
1	Cian Medley	G	5-11	165	Fr.	1st	Sicklerville, N.J. / Camden
2	Larry Hughes II	G	6-4	185	So.	2nd	St. Louis, Mo. / CBC
3	Bradley Ezewiro	F	6-9	265	Jr.	1st	Torrance, Calif. / Oak Hill Academy / Georgetown/LSU
4	Djordje Curcic	G	6-2	185	Fr.	1st	Cacak, Serbia / Gimnazija
7	Michael Meadows Jr.	G	6-2	175	Sr.	1st	Hollywood, Calif. / Campbell Hall / Portland/Eastern Washington
10	Abou Magassa	F	6-7	215	Fr.	1st	Morsang-sur-Orge, France / Chorale Roanne Basket
11	Alex Nokes	F	6-6	210	Fr.	1st	Pacific Palisades, Calif. / Beverly Hills
12	Bruce Zhang	C	7-0	265	Fr.	1st	Nanchang, China / The Skill Factory (Ga.)
13	Tsvet Sotirov	F	6-7	210	Fr.	1st	Rolling Meadows, Ill. / Rolling Meadows
15	Stef van Bussel	C	6-10	255	Fr.	1st	Ommel, Netherlands / Phillips van Horne / Peelland College
21	Sincere Parker	G	6-3	195	Jr.	2nd	Rockford, Ill. / Rockford East / Moberly Area CC
22	Terrence Hargrove Jr.	F	6-5	215	Sr.	5th	East St. Louis, Ill. / East St. Louis
24	Gibson Jimerson	G	6-5	215	R-Jr.	5th	Richmond, Va. / Montverde Academy
25	Phil Jones	G	6-1	185	So.	2nd	Chicago, Ill. / Mount Carmel
33	Lamont Evans IV	G	6-0	155	Jr.	2nd	Hollywood, Fla. / Blanche Ely / South Florida

## SAINT LOUIS STAFF

Name	Position // Year at SLU	Alma Mater // Year
Travis Ford	Head Coach // 8th	Kentucky // 1994
Corey Tate	Assoc. Head Coach // 8th	Missouri // 1997
Chris Harriman	Assistant Coach // 5th (1st this stint)	Augusta State // 2003
Charles Thomas	Assistant Coach // 1st	Eastern Michigan // 2000
Thomas Dziagwa	Director of Basketball Operations // 2nd	Oklahoma State // 2020
Christian Nunez	Director of Player Development // 4th	Farmingdale State // 2013
Brad Lewis	Video & Analytics Coordinator // 3rd	Oklahoma State // 2018
Brandon Courtney	Senior Graduate Manager // 2nd	Saint Louis // 2022
Jordon Kedrowski	Senior Graduate Manager // 2nd	Carthage // 2020

## NOTE

SLU elected to **NOT** advance athletic eligibility following the COVID season that did not count against a player's eligibility. The "YR." listed on the roster helps represent eligibility remaining (including this year). Fr.=four years remaining; So.=three years remaining; Jr.=two years remaining; Sr.=final year of eligibility.

## PRONUNCIATIONS

- #1 Cian Medley - **SEE-ahn Medley**
- #3 Bradley Ezewiro - **Bradley Ezzeh-WURR-oh**
- #4 Djordje Curcic - **George Church-chitch**
- #10 Abou Magassa - **ahh-boo Mah-GAS-sa**
- #12 Bruce Zhang - **Bruce zjhong**
- #13 Tsvet Sotirov - **Svet So-TIER-oof**
- #15 Stef van Bussel - **Stef van BUUS-sle**

Scan the QR code for an audio pronunciation guide



Audio: [bit.ly/3saFKD8](https://bit.ly/3saFKD8)

## WHAT'S ON TAP?

- ▶ Saint Louis (8-11, 1-5 A-10) continues a two-game homestand on Saturday night when the Massachusetts Minutemen visit Chaifetz Arena.
- ▶ Next week, the Billikens play once on the road and once at home. On Tuesday, Jan. 30, SLU heads to Chicago to take on the Loyola Chicago Ramblers for a 7 p.m. tip in a rematch of the A-10 opener that Loyola won at Chaifetz Arena. Then on Saturday, Feb. 3, the Bills welcome the Fordham Rams to Chaifetz Arena for a 1:30 p.m. tipoff.

## FOLLOWING THE ACTION

- ▶ Saturday's game will be televised on Bally Sports Midwest and streamed live on ESPN+ and the Bally Sports App. **Alexa Datt** and **Scott Highmark** have the call.
- ▶ KMOX 1120 AM serves as the Home for Billiken Basketball on the radio. Billiken Hall of Famers and longtime SLU men's basketball radio partners **Bob Ramsey** and **Earl Austin Jr.** will call the action for all SLU games, both at home and on the road.

## LAST TIME OUT

- ▶ **Bradley Ezewiro** scored a career-high 20 points, but a big second half lifted Davidson to an 84-61 victory over Saint Louis Wednesday night at Chaifetz Arena.
- ▶ The Billikens slipped to 8-11 overall and 1-5 in the Atlantic 10 Conference, while Davidson improved to 12-7, 2-4.
- ▶ Ezewiro was 6-of-10 from the field and 8-of-10 from the foul line, setting career highs for free throws made and attempted. He tied **Terrence Hargrove Jr.** and **Sincere Parker** for team rebounding honors with six.
- ▶ Hargrove tossed in 14 points and Parker had 10. **Cian Medley** collected four assists.
- ▶ The Billikens took a three-point lead into halftime (31-28), but were outscored 56-30 in the second half as Davidson pulled away for the win.

### A-10 Record at Chaifetz Arena

during Travis Ford era

2023-24	1-2
2022-23	8-1
2021-22	8-1
2020-21	5-1
2019-20	7-2
2018-19	7-2
2017-18	6-3
2016-17	5-4
<b>TOTAL</b>	<b>47-16</b>

### BILLIKENS AT CHAIFETZ ARENA

- ▶ SLU is historically tough to beat during Atlantic 10 Conference play at Chaifetz Arena. Since 2016-17, **Travis Ford's** first season as Billiken head coach, SLU is 47-16 in A-10 home games.
- ▶ Over the last four seasons, the Billikens are 22-5 in A-10 regular-season contests on their home floor. SLU was 16-2 during a two-year stretch from 2021-2023.
- ▶ The Bills are 1-2 in A-10 games at Chaifetz Arena this year. SLU's lone A-10 win at home this year was Jan. 10 when it rallied from 20 points down to knock off Saint Joseph's in a thriller.

## ABOUT THE MINUTEMEN

- ▶ The University of Massachusetts Minutemen (Amherst, Mass.) are 12-7 overall and 3-4 in A-10 play.
- ▶ UMass came into conference play with a 9-3 record, marking the first time UMass has won nine or more non-conference games in back-to-back seasons since the 2013-14 campaign.
- ▶ The Minutemen lead the A-10 in several team categories, including fastbreak points per game (13.9), offensive rebounds per game (13.8) and turnover margin (3.4). They are second in the A-10 in scoring offense (81.2 ppg).
- ▶ Saint Francis transfer and last year's NEC Freshman of the Year **Josh Cohen** leads the Minutemen with 17.3 ppg. He shoots 56.2 percent from the field while also averaging 7.2 rebounds.
- ▶ **Matt Cross** averages 15.7 points and a team-high 8.4 rebounds.
- ▶ **Rahsool Diggins** also scores in double figures for the Minutemen, posting 12.6 ppg including a team-leading 41 3-pointers.
- ▶ **Frank Martin** is in his second season at UMass with a 27-23 record. In 17 seasons overall, he is 314-222. Martin served as head coach at Kansas State from 2007-12 and South Carolina from 2012-22. He guided the Gamecocks to the 2017 NCAA Final Four.

## SERIES HISTORY

- ▶ This is the 26th meeting all-time between the two teams. The Billikens lead the series 17-8.
- ▶ Last year, the Minutemen won 90-81 in a shootout in Amherst. UMass led by 11 at halftime. **Sincere Parker** got hot and helped bring the Billikens back to within one of the lead in the second half but SLU got no closer.
- ▶ UMass' lone win at Chaifetz Arena came on Jan. 31, 2015, a 60-56 Minutemen victory.
- ▶ SLU and UMass met in the first round of the 1998 NCAA Tournament at the Georgia Dome. The Bills won 51-46 behind a team-high 18 points by **Larry Hughes**.

## 2023-24 SLU QUICK FACTS

### General Information

School Name	Saint Louis University
City/ZIP	St. Louis, MO 63103
Founded	1818
Enrollment	13,546
Nickname	Billikens
Colors	Blue and White
NCAA Affiliation	NCAA Division I
Conference	Atlantic 10 Conference
President	Dr. Fred Pestello
Director of Athletics	Chris May
Faculty Athletics Representative	Dr. Michael Ross
Facility	Chaifetz Arena (10,600)
Athletic Dept. Phone	(314) 977-3177
Ticket Office Phone	(314) 977-4SLU

### 2023-24 Staff

Head Coach	Travis Ford
Alma Mater, Year	Kentucky, 1994
Record at School	141-100 (8th year)
Career Record	477-366 (27th year)
Associate Head Coach	Corey Tate
Alma Mater, Year	Missouri, 1997
Season at SLU	Eighth
Assistant Coach	Chris Harriman
Alma Mater, Year	Augusta State, 2003
Season at SLU	Fifth (1st this stint)
Assistant Coach	Charles Thomas
Alma Mater, Year	Eastern Michigan, 2000
Season at SLU	First
Director of Basketball Operations	Thomas Dziagwa
Alma Mater, Year	TCU, 2015
Season at SLU	Third (second as DOBO)
Director of Player Development	Christian Nunez
Alma Mater, Year	Farmingdale State, 2013
Season at SLU	Fourth (third as DOPD)
Video & Analytics Coordinator	Brad Lewis
Alma Mater, Year	Oklahoma State, 2018
Season at SLU	Second
Graduate Student Managers	Brandon Courtney, Jordon Kedrowski

### 2022-23 Season at a Glance

Overall Record Last Year	21-12
Home	15-3
Away	4-7
Neutral	2-2
Conference Record (Finish)	12-6 (4th)
Conference Tournament	1-1 (Semifinals)
Postseason	None

### 2023-24 Outlook

Scholarship Players Returning/Lost	5/7
Starters Returning/Lost	2/3
Newcomers	8
Preferred Walkons	4

### Billiken Media Relations

Assistant AD (MBB Contact)	Brian Kunderman
Email	brian.kunderman@slu.edu
Cell	314-808-4868
Website	SLUBillikens.com



## BILLIKENS YEAR-BY-YEAR (Since 1982-83)\*

YEAR	RECORDS/FINISH	POSTSEASON
<b>Midwestern Collegiate Conference</b>		
<i>Head coach: Rich Grawer</i>		
1982-83	5-23/2-12/7th	
1983-84	12-16/5-9/6th	
1984-85	13-15/6-8/6th	
1985-86	18-12/8-4/2nd	
1986-87	25-10/7-5/t3rd	
1987-88	14-14/5-5/t3rd	
1988-89	27-10/8-4/2nd	NIT runner-up
1989-90	21-12/9-5/3rd	NIT runner-up
1990-91	19-14/8-6/3rd	
<b>Great Midwest Conference</b>		
1991-92	5-23/0-10/6th	
<i>Head coach: Charlie Spoonhour</i>		
1992-93	12-17/1-9/6th	
1993-94	23-6/8-4/2nd	NCAA first round
1994-95	23-8/8-4/2nd	NCAA second round
<b>Conference USA</b>		
1995-96	16-14/4-10/9th	NIT first round
1996-97	11-18/4-10/9th	
1997-98	22-11/11-5/4th	NCAA second round
1998-99	15-16/8-8/6th	
<i>Head coach: Lorenzo Romar</i>		
1999-00	19-14/7-9/t7th	NCAA first round
2000-01	17-14/8-8/7th	
2001-02	15-16/9-7/5th	
<i>Head coach: Brad Soderberg</i>		
2002-03	16-14/9-7/4th	NIT first round
2003-04	19-13/9-7/t6th	NIT second round
2004-05	9-21/6-10/10th	
<b>Atlantic 10 Conference</b>		
2005-06	16-13/10-6/t3rd	
2006-07	20-13/8-8/t7th	
<i>Head Coach: Rick Majerus</i>		
2007-08	16-15/7-9/t9th	
2008-09	18-14/8-8/9th	
2009-10	23-13/11-5/4th	CBI runner-up
2010-11	12-19/6-10/t10th	
2011-12	26-8/12-4/2nd	NCAA second round
<i>Head Coach: Jim Crews</i>		
2012-13	28-7/13-3/1st	NCAA second round
2013-14	27-7/13-3/1st	NCAA second round
2014-15	11-21/3-15/14th	
2015-16	11-21/5-13/t12th	
<i>Head Coach: Travis Ford</i>		
2016-17	12-21/6-12/11th	
2017-18	17-16/9-9/t5th	
2018-19	23-13/10-8/t6th	NCAA first round
2019-20	23-8/12-6/4th	season canceled
2020-21	14-7/6-4/5th	NIT first round
2021-22	23-12/12-6/5th	NIT first round
2022-23	21-12/12-6/t2nd	
2023-24	8-11/1-5	In progress...

\*The Billikens competed in the Missouri Valley Conference from 1937-1974 and won at least a share of five league titles. SLU was in the Metro Conference from 1974-82.

## TRACKING JIMERSON

► **Gibson Jimerson** is averaging 15.3 ppg. He has led the Billikens in scoring in 11 games and has scored 20+ points eight times this season.

► SLU's leading scorer each of the last two seasons, Jimerson is working his way up several categories in the SLU record book. Most notably, he is seventh in school history in career points and second in career 3-pointers made. At his current averages, Jimerson could surpass **Erwin Claggett's** career 3-pointers made record and break into the top five on Billikens scoring chart by season's end.

► Among all active NCAA Division I players, Jimerson is 69th in career points, 28th in career 3s made and 49th in career 3FG%.

► Last season, Jimerson led the Billikens with 14.0 ppg and was second in the A-10 in 3FG percentage (85-212, .401) and third in the league in 3-pointers made per game (2.58).

► Jimerson announced on March 29 his intention to return to the Billikens. In fact, while this is Jimerson's fifth season at SLU, he is technically just a junior eligibility wise. He received a medical hardship waiver his first season (2019-20) after injuring his foot after playing in 10 games, the maximum amount of games allowed for him to play in and still receive the waiver. The 2020-21 COVID season did not count against a players' eligibility.

► Dec. 17, 2022, was a special day for Jimerson. In the morning, he walked across the stage at Chaifetz Arena in a cap and gown during SLU's Midyear Commencements and received a B.S. in International Business. Later that night in a game against Drake in the same Chaifetz Arena, he registered his 1,000th career point. Jimerson was named an Academic All-American in 2021-22.

## WELCOME BRADLEY EZEWIRO

► Junior **Bradley Ezewiro** has given the Bills eighth strong games after the NCAA's decision to allow all two-time transfers the ability to play this year. He has been the team's top rebounder in seven straight games and has scored in double figures in all but one.

► Ezewiro is coming off a career-high 20 points against Davidson on Wednesday night. He went 6-of-10 from the field and 8-of-10 from the charity stripe.

► He had his first career double-double after scoring 13 points and grabbing 10 rebounds against Loyola Chicago at Chaifetz Arena.

► In his debut against Louisiana Tech, he scored 17 points on 6-of-9 shooting from the field. Ezewiro made his first SLU start in the NC State and went for 18 points and a team-leading nine rebounds.

► Ezewiro, who played at LSU as a freshman and Georgetown as a sophomore, had been in the on-going waiver process this year, so he had already been practicing with the expectation to play this season.

## HARGROVE HAVING IMPRESSIVE SEASON

► **Terrence Hargrove Jr.** has been rock solid for the Billikens all season, doing a bit of everything and even playing out of position for the majority of the nonconference season.

► For the year, Hargrove is averaging 12.9 ppg and 5.7 rpg. He shoots 48.8 percent from the field, 39.1 percent from 3-point range and 75 percent from the stripe.

► Hargrove had one of the all-time best performances in the final minute of a game in SLU's thrilling comeback win against Louisiana Tech. He scored 11 straight points for the Bills in the final 28 seconds, including the game-tying 3-pointer with six seconds left and the game-winning trey at the buzzer.

► Back for his fifth season with the Bills, Hargrove has played in 131 games in on target to surpass the school record for games played this year. That record is currently held by **Dwayne Evans** and **Jordair Jett**, who played in 134 games from 2010-14. If Hargrove doesn't miss a game, he will break the SLU games played record with his 135th appearance on Feb. 7 at La Salle.

► Hargrove was the recipient of the U.S. Basketball Writers Association 2023 Perry Wallace Most Courageous Award for coming forward to discuss his mental health and helping to remove any stigma still associated with that, and to also acknowledge the many issues college basketball players – and athletes in all sports – have faced before, during and after the pandemic.

## Tracking Jimerson

### Career 3-pointers made

1. Erwin Claggett (1992-95)	295
2. <b>Gibson Jimerson (2019-p)</b>	<b>278</b>
3. Kevin Lisch (2005-09)	259

### Career 3-pointers attempted

1. Erwin Claggett (1992-95)	716
2. <b>Gibson Jimerson (2019-p)</b>	<b>691</b>
3. Kevin Lisch (2005-09)	656

### Career 3FG%

1. Roland Gray (1986-89)	.457
2. H Waldman (1993-95)	.420
3. Marcus Bartley (2014-16)	.415
4. Erwin Claggett (1992-95)	.412
5. Justin Love (1998-2000)	.406
6. <b>Gibson Jimerson (2019-p)</b>	<b>.402</b>

### Career FT%

1. Darryl Lenard (1983-86)	.859
2. Luther Burden (1982-85)	.850
3. <b>Gibson Jimerson (2019-p)</b>	<b>.842</b>

### Career Points

1. Anthony Bonner (1986-90)	1,972
2. Erwin Claggett (1992-95)	1,910
3. Roland Gray (1985-89)	1,880
4. Monroe Douglass (1985-89)	1,877
5. Scott Highmark (1992-95)	1,703
6. Kevin Lisch (2005-09)	1,691
7. <b>Gibson Jimerson (2019-p)</b>	<b>1,593</b>
8. Kwamain Mitchell (2008-13)	1,575
9. Tommie Liddell III (2005-09)	1,547
10. Dwayne Evans (2010-14)	1,499

## PARKER IS BACK

- ▶ Junior **Sincere Parker** has played the last four games after missing the previous 11 after suffering a broken foot against Wyoming on Nov. 16, SLU's opening game of the Myrtle Beach Invitational.
- ▶ Parker has played increased minutes in each game since he returned. Two games ago, he scored 21 points in 20:41 minutes of action at VCU. He is coming off a 10-point effort against Davidson.
- ▶ He had a career-best 22 points against Wyoming and was leading the Billikens with eight boards before leaving with eight minutes left in the second half with the injury.
- ▶ Last season, Parker played in all 33 games and averaged 5.9 points and 3.7 rebounds. He shot 42.3 percent from the field and was third on the team with 23 3-pointers made.

## EFFICIENT THAMES CONTRIBUTING FOR THE BILLIKENS

- ▶ Sophomore **Kellen Thames** has appeared in all 19 games off the bench. According to stats compiled by KenPom, Thames leads the A-10 in 2FG% at 71.1 percent (32-45).
- ▶ Over the last three games, Thames is averaging 8.0 ppg and shooting 61.1 percent (11-of-18) from the field.
- ▶ Thames recorded his first-career double-double at Southern Illinois with 10 points and 11 rebounds.

## MEADOWS AMONG A-10 LEADER IN ASSIST-TO-TURNOVER RATIO

- ▶ **Michael Meadows Jr.** has missed four games this year due to injuries. He is among the A-10 leaders in assist/turnover ratio (2.87) and had an eight-assist, one-turnover performance at Dayton on the recent roadtrip.
- ▶ Fellow point guard, freshman **Cian Medley**, leads the Bills with 61 assists and had an impressive game against Saint Joseph's where he went for seven points, five rebounds and five assists. Medley also was clutch with 4-of-4 free throws down the stretch to help ice the game.
- ▶ This is the first time in four years that **Yuri Collins** isn't manning the point guard spot at SLU.
- ▶ Collins holds every assists record in SLU school history, and is the A-10 career assists leader as well.
- ▶ In his four-year Billiken career, Collins totaled 878 assists and finished with 1,002 career points. He is 22nd in NCAA history in career assists and ranks 16th in NCAA history in assists average.

## BRUUUUUUUCE ZHANG CONTRIBUTING

- ▶ Seven-foot freshman center **Bruce Zhang** made his collegiate debut Nov. 11 against Illinois State. He converted a 3-point play for this first-collegiate points to bring the Chaifetz Arena crowd to its feet.
- ▶ Zhang is coming off a 4-of-6 performance against Saint Joseph's where he scored eight points. He had career highs of nine points and two steals at Drake. Zhang had a career-high seven rebounds against LA Tech.
- ▶ Billikens fans are quick to yell "Bruuuuuuce" each time Zhang checks in or scores. It's familiar territory for St. Louis sports fans as they would do the same each time Super Bowl XXXIV champion and NFL Hall of Famer **Isaac Bruce** would catch a pass for St. Louis Rams from 1995-2007.

## COMEBACK KIDS

- ▶ The Billikens' rally from 20 points down in the Saint Joseph's game was the largest comeback in Chaifetz Arena history. The previous top comeback was 18 points against Jacksonville during the 2010-11 season.
- ▶ It's the most points overcome in a Billiken win since they also rallied from 20 down in a home game against Houston during the 2003-04 season.
- ▶ Saint Louis' 55 points in the second half against Saint Joseph's were the most second-half points the Bills have every scored in Chaifetz Arena history and were the most in a second half since SLU scored 58 in a loss at Duquesne 1/13/16.
- ▶ Against Louisiana Tech on Dec. 16, **Terrence Hargrove Jr.** scored the Bills' final 11 points in a win as the Billikens were trailing by six with :36 seconds left.

## EFFICIENT FROM THE LINE

- ▶ One positive that the Billikens can take away from the loss at VCU was their performance from the FT line.
- ▶ The Billikens were 17-of-18 (.944) from the line, tying for the Billikens' best mark in an A-10 game when having 15 or more attempts. They hit 17-of-18 twice previously - 3/2/16 at La Salle and 3/1/17 vs. La Salle.
- ▶ The Billikens' best perfect free-throw performance in A-10 play was 12-for-12 against Duquesne on 1/6/07. The school-record perfect FT shooting mark is 18-18 vs. Detroit on 3/10/88.

## BASKETBALL BLOODLINES

- ▶ **Larry Hughes II** is the son of Billiken great **Larry Hughes**. Larry Hughes played one season at SLU in 1997-98 before enjoying a long and successful career in the NBA. In his lone season with the Bills, Larry Hughes scored a school record 670 points and led the Bills to an NCAA Tournament appearance. Additionally, Larry Hughes II's sister, Lauryn, graduated from SLU in 2021 after playing four seasons on the SLU women's basketball

## SLU's RECORD WHEN...

	2023-24	FORD ERA
at Home (all games)	7-3	100-31
at Home (A-10)	1-2	47-16
at Home (nonconference)	6-1	54-15
on Road (all games)	0-6	25-53
on Road (A-10)	0-3	21-40
on Road (nonconference)	0-3	4-13
Neutral Site (all games)	1-2	16-16
Leading at halftime	5-5	106-31
Trailing at halftime	3-6	28-69
Tied at halftime	0-0	7-0
Overtime (all games)	0-0	5-2
Overtime (A-10 game)	0-0	4-2
Double overtime	0-0	2-0
Games decided by 3 pts/less	4-0	22-13
Games decided by 4-10 pts	2-5	52-44
Games decided by 11-19 pts	1-3	41-21
Games decided by 20+ pts	1-3	26-22
Winning opening tip	4-7	81-43
Losing opening tip	4-4	58-58
SLU scores 49 points or less	0-0	1-5
SLU scores 50-59 points	0-0	3-31
SLU scores 60-69 points	1-8	36-43
SLU scores 70-79 points	4-3	55-16
SLU scores 80-89 points	2-0	34-6
SLU scores 90-99 points	0-0	8-0
SLU scores 100+ points	1-0	3-0
Better shooting % than opp.	6-2	110-21
Opp. shoots better	2-8	30-78
Shooting the same	0-1	1-1
SLU shoots 50%+	2-1	43-7
SLU shoots 40-49%	5-8	74-50
SLU shoots below 40%	2-2	26-43
Opp. shoots 50%+	0-6	6-30
Opp. shoots 40-49%	4-5	60-59
Opp. shoots below 40%	4-0	77-10
SLU makes more 3s	6-3	66-25
Opp. makes more 3s	2-7	59-65
3s are equal	0-1	14-11
SLU outrebounds opp.	2-6	110-56
Opp. outrebounds SLU	6-6	29-44
Tied in rebounds	0-0	2-2
SLU commits less turnovers	5-3	75-26
SLU commits more turnovers	3-8	53-68
Turnovers are equal	0-0	13-6
SLU records 10+ steals	1-0	21-6
SLU records 15+ assists	2-2	80-21
Playing in November	5-3	36-15
Playing in December	2-3	27-23
Playing in January	1-5	28-27
Playing in February	0-0	30-25
Playing in March	0-0	20-11
Playing on Monday	1-0	5-2
Playing on Tuesday	0-2	16-20
Playing on Wednesday	2-4	35-25
Playing on Thursday	1-0	8-4
Playing on Friday	0-2	10-14
Playing on Saturday	4-2	53-28
Playing on Sunday	0-1	14-7
Playing before 5pm	2-3	47-27
Playing at night	6-7	94-72
Wearing white uniforms	4-4	78-31
Wearing blue uniforms	1-3	20-33
Wearing gray uniforms	3-2	24-9
Wearing black uniforms	0-2	19-26

team.

► **Kellen Thames** is the son of **Kelly Thames**, who from 1993-98 started at the University of Missouri and scored more than 1,600 points for the Tigers.

## BILLIKENS IN THE ATLANTIC 10

► Saint Louis is in its 19th season playing in the Atlantic 10. The Billikens have a 164-140 mark in A-10 regular-season games.

► SLU has won two A-10 regular-season crowns (2013 and 2014) and two A-10 tournament titles (2013 and 2019).

► SLU head coach **Travis Ford** is 99-73 in A-10 regular-season games – 31-17 in three years at UMass (2005-08) and 68-56 in eight years at SLU (2016-24).

Record by Home Venue (ranked by wins)	
Kiel Auditorium (1945-91)	327-129
Chaifetz Arena (2008-p)	203-72
Enterprise Center (1994-08)	155-60
West Pine Gymnasium (1926-86)	139-77
St. Louis Arena (1942-94)	117-71
First Regiment Armory (1914-27)	15-4
Muegge Gymnasium (1914-19)	10-9
College Hall (1920-21)	6-0
SLU High School (1924-26)	6-2
The Family Arena (2003-06)	3-0
St. Louis Coliseum (1925-26)	3-0
Dome at America's Center (1997-00)	2-1
Rock Springs Turner Hall (1919-20)	0-4
Maccabee Hall (1921-22)	0-2
Cleveland High School (1917-18)	0-1

## HOME SWEET CHAIFETZ

► Saint Louis is in its 16th season playing inside the 10,600-seat Chaifetz Arena.

► SLU is 203-72 all-time at Chaifetz Arena, including 7-3 this year.

► Chaifetz Arena is named after SLU alumnus **Dr. Richard A. Chaifetz**.

Dr. Chaifetz is a world-renowned entrepreneur and business leader, who in 1984 founded ComPsych Corporation, which today is the world's largest provider of employee assistance programs, behavioral health and wellness services.

## JIMERSON UP FOR ACADEMIC ALL-AMERICAN

► **Gibson Jimerson**, who graduated with a degree in international business with a GPA above 3.9, was named Academic All-American.

► Other Academic All-Americans in school history are **Rich Niemann** (1968), **Ted Mimplitz** (1986), **Scott Highmark** (1994 & 1995), **Kevin Lisch** (2009) and **Brian Conklin** (2012).

## REMEMBERING FORD STUEN

► The Billikens remember and honor **Ford Stuen**, who passed away May 11, 2021, at the age of 29. Stuen, the nephew of head coach **Travis Ford**, played at Oklahoma State for his uncle and served on the Billikens' staff for five years.

► SLU players wear a patch on their jersey with the "FS" script. That is how Stuen would sign his name on the many hand-written notes and letters that he would send to family, friends, and coaching colleagues.

► On opening night, Nov. 9, 2021, a banner was unveiled honoring **Ford Stuen** that will forever hang in the Chaifetz Arena rafters.



## QUICK HISTORY LESSON

► The Billikens won the 1948 National Invitation Tournament. That team was led by **Ed Macauley**, who went on to an NBA Hall of Fame career. Easy Ed's No. 50 is retired by SLU.

► The AP poll was first released the next season, and SLU was the first-ever No. 1 in the inaugural poll on January 17, 1949.

► **Anthony Bonner** (1986-90) is the Billikens' school-record holder in points (1,972) and rebounds (1,424).

► SLU owns two regular-season A-10 titles (2013 and 2014), and it won the A-10 Tournament in 2013 and 2019 at Barclays Center in Brooklyn, N.Y.

► The Billikens have made 10 NCAA Tournament appearances, the last coming in 2019. SLU made three straight NCAA Tournaments from 2012-14, winning its opening game in all three.

## 2023-24 Atlantic 10 Conference Standings

Through games of Jan. 24

	Atlantic 10		Overall		Strk.
Dayton	6-0	1.000	16-2	.889	W13
Richmond	6-0	1.000	14-5	.737	W9
Loyola Chicago	5-2	.714	13-7	.650	L1
VCU	4-2	.667	12-7	.632	W4
George Mason	3-3	.500	14-5	.737	W1
George Washington	3-3	.500	14-5	.737	L2
Saint Joseph's	3-3	.500	13-6	.684	W3
Fordham	3-3	.500	9-10	.474	W1
Rhode Island	3-3	.500	9-10	.474	L3
UMass	3-4	.429	12-7	.632	L1
Davidson	2-4	.333	12-7	.632	W1
St. Bonaventure	2-4	.333	11-7	.611	L2
Duquesne	1-5	.167	10-8	.556	W1
La Salle	1-5	.167	10-9	.526	L4
Saint Louis	1-5	.167	8-11	.421	L3

## Upcoming Games

### Friday, January 26

Saint Joseph's at St. Bonaventure

### Saturday, January 27

Fordham at Duquesne  
 Rhode Island at George Mason  
 Dayton at Richmond  
 La Salle at George Washington  
 Massachusetts at Saint Louis  
 VCU at Davidson

### Tuesday, January 30

George Washington at Dayton  
 VCU at St. Bonaventure  
 Saint Louis at Loyola Chicago

### Wednesday, January 31

George Mason at Saint Joseph's  
 Richmond at Fordham  
 La Salle at Rhode Island

### Friday, February 2

St. Bonaventure at Dayton

## A-10 Weekly Honor Roll

### Player of the Week

11/13 Jaden House, URI  
 11/20 Nate Santos, Dayton  
 Keyshawn Hall, GM  
 11/27 James Bishop IV, GW  
 12/4 David Skogman, DAV  
 Khalil Brantley, LAS  
 12/11 Mika Adams-Woods, SBU  
 12/18 Kobe Elvis, DAY  
 Erik Reynolds II, SJU  
 12/26 Josh Cohen, UMass  
 1/2 DaRon Holmes II, DAY  
 1/8 James Bishop IV, GW  
 1/15 Daron Holmes II, DAY  
 Jordan King, RICH  
 1/22 Daron Holmes II, DAY

### Player of the Week

11/13 Garrett Johnson, GW  
 11/20 Garrett Johnson, GW  
 11/27 Darren Buchanan Jr., GW  
 12/4 Bobby Durkin, DAV  
 12/11 Xzavier Brown, SJU  
 12/18 Cam Estevez, URI  
 12/26 Jayden Ndjigue, UMass  
 1/2 Garrett Johnson, GW  
 1/8 Darren Buchanan Jr., GW  
 1/15 Garrett Johnson, GW  
 1/22 Darren Buchanan Jr., GW

**RECORD BOOK UPDATE**

**Points - CAREER**

1. Anthony Bonner (1986-90)	1,972
2. Erwin Claggett (1992-95)	1,910
3. Roland Gray (1985-89)	1,880
4. Monroe Douglass (1985-89)	1,877
5. Scott Highmark (1992-95)	1,703
6. Kevin Lisch (2005-09)	1,691
<b>7. Gibson Jimeron (2019-p)</b>	<b>1,593</b>
8. Kwamain Mitchell (2008-13)	1,575
9. Tommie Liddell III (2005-09)	1,547
10. Dwayne Evans (2010-14)	1,499
11. Harry Rogers (1970-73)	1,493
12. Jordan Goodwin (2017-21)	1,460
13. Dick Boushka (1952-55)	1,448
14. Ed Macauley (1945-49)	1,402
15. Joe Wiley (1967-70)	1,368
16. Marque Perry (2000-03)	1,358
17. Luther Burden (1982-85)	1,349
18. Lewis McKinney (1973-76)	1,325
19. Jim Irving (1968-71)	1,269
20. Jordair Jett (2010-14)	1,239
21. Mike McCall Jr. (2010-14)	1,212
22. Carl Johnson (1974-78)	1,187
23. Javonte Perkins (2019-23)	1,186
24. Hasahn French (2017-21)	1,178
25. Jim McLaughlin (1953-56)	1,170
26. Brian Conklin (2008-12)	1,161
27. Davell Roby (2014-18)	1,160
28. Bob Ferry (1956-59)	1,128
29. Jack Mimplitz (1955-58)	1,118
30. Virgel Cobbin (1995-98)	1,107
31. Cody Ellis (2009-13)	1,062
32. David Burns (1979-81)	1,049
33. Ian Vouyoukas (2003-07)	1,046
34. Jeff Harris (1993-97)	1,037
35. Bob Cole (1964-67)	1,016
36. Yuri Collins (2019-23)	1,002
-- <b>Terrence Hargrove Jr. (2019-p)</b>	<b>888</b>
-- <b>Michael Meadows Jr. (2019-p)^</b>	<b>817</b>

^ includes total at Eastern Washington & Portland

**3-Point Field Goal Percentage - CAREER**

	3FG	3FGA	Pct
1. Roland Gray (1986-89)	105	230	.457
2. H Waldman (1994-95)	131	312	.420
3. Marcus Bartley (2014-16)	66	159	.415
4. Erwin Claggett (1992-95)	295	716	.412
5. Justin Love (1999-00)	113	278	.406

**6. Gibson Jimeron (2019-p) 278 691 .402**

7. Drew Diener (2000-03)	124	310	.400
8. Jason Edwin (2001-02)	55	139	.396
9. Kevin Lisch (2005-09)	259	656	.395
10. Carlos McCauley (1993-96)	51	130	.392

NOTE: Minimum 100 attempts

**Free Throw Percentage - CAREER**

	FTM	FTA	Pct
1. Darryl Lenard (1983-86)	110	128	.859
2. Luther Burden (1982-85)	283	333	.850
<b>3. Gibson Jimeron (2019-p)</b>	<b>223</b>	<b>265</b>	<b>.842</b>
4. Luke Meyer (2004-08)	163	196	.832
5. Carlos Martinez (1969-72)	153	186	.823
6. Harry Rogers (1970-73)	365	444	.822
7. Rich Niemann (1965-68)	202	248	.815
8. Kevin Lisch (2005-09)	396	489	.810
9. Justin Love (1999-00)	204	253	.806
10. Harold Alcorn (1954-57)	300	373	.804

NOTE: Minimum 100 free throws made

**3-Point Field Goals Made - CAREER**

1. Erwin Claggett (1992-95)	295
<b>2. Gibson Jimeron (2019-p)</b>	<b>278</b>
3. Kevin Lisch (2005-09)	259
4. Scott Highmark (1992-95)	230
5. Virgel Cobbin (1996-99)	217
6. Kwamain Mitchell (2008-13)	200
7. Cody Ellis (2009-13)	194
8. Davell Roby (2014-18)	166
9. Mike McCall Jr. (2010-14)	161
10. Anthony Drejai (2003-06)	142

**3-Point Field Goals Attempted - CAREER**

1. Erwin Claggett (1992-95)	716
<b>2. Gibson Jimeron (2019-p)</b>	<b>691</b>
3. Kevin Lisch (2005-09)	656
4. Scott Highmark (1992-95)	608
5. Cody Ellis (2009-13)	580
6. Kwamain Mitchell (2008-13)	567
7. Virgel Cobbin (1996-99)	565
8. Davell Roby (2014-18)	455
9. Mike McCall Jr. (2010-14)	449
10. Rob Loe (2010-14)	408

**Field Goals Made - CAREER**

1. Anthony Bonner (1986-90)	774
2. Monroe Douglass (1985-89)	766
3. Roland Gray (1985-89)	694
4. Erwin Claggett (1991-95)	657
5. Tommie Liddell III (2005-09)	567
6. Harry Rogers (1970-73)	564
7. Jordan Goodwin (2017-21)	553
8. Lewis McKinney (1973-76)	551
9. Scott Highmark (1991-95)	549
10. Kwamain Mitchell (2008-13)	547
-- <b>Gibson Jimeron (2019-p)</b>	<b>546</b>

**Field Goals Attempted - CAREER**

1. Erwin Claggett (1991-95)	1,560
2. Monroe Douglass (1985-89)	1,550
3. Anthony Bonner (1986-90)	1,435
4. Roland Gray (1985-89)	1,363
5. Tommie Liddell III (2005-09)	1,319
6. Jordan Goodwin	1,306
7. Jim Irving (1968-71)	1,293
8. Kwamain Mitchell (2008-13)	1,257
9. Kevin Lisch (2005-09)	1,253
<b>10. Gibson Jimeron (2019-p)</b>	<b>1,241</b>

**Games Played - CAREER**

1. Dwayne Evans (2010-14)	134
Jordair Jett (2010-14)	134
3. Rob Loe (2010-14)	133
Mike McCall Jr. (2010-14)	133
Cory Remekun (2009-13)	133
Brian Conklin (2008-12)	133
Anthony Bonner (1986-90)	133
<b>8. Terrence Hargrove Jr. (2019-p)</b>	<b>131</b>
Kyle Cassity (2008-12)	131
10. Roland Gray (1985-89)	129
11. Davell Roby (2014-18)	128
Chris Heinrich (1997-2001)	128
Monroe Douglass (1985-1989)	128



**2023-24 INDIVIDUAL GAME HIGHS**

**Points**

SLU: 28, Gibson Jimerson vs. Utah State, 11/30/23  
 OPP: 31, Xavier Johnson, Southern Illinois, 12/2/23

**FGs Made**

SLU: 9, twice  
 OPP: 11, twice

**FGs Attempted**

SLU: 21, Gibson Jimerson vs. Loyola Chicago, 1/3/24  
 OPP: 25, Tyler Thomas, Hofstra, 12/9/23

**3FGs Made**

SLU: 7, Gibson Jimerson vs. Saint Joseph's, 1/10/24  
 OPP: 7, Joe Bamisile, VCU, 1/19/24

**3FGs Attempted**

SLU: 11, Gibson Jimerson, four times  
 OPP: 12, twice

**Fts Made**

SLU: 15, Gibson Jimerson vs. Illinois State, 11/11/23  
 OPP: 10, twice

**Fts Attempted**

SLU: 17, Gibson Jimerson vs. Illinois State, 11/11/23  
 OPP: 17, Daron Holmes II, Dayton, 1/16/24

**Rebounds**

SLU: 15, Terrence Hargrove Jr., 11/6/23  
 OPP: 14, Daron Holmes II, Dayton, 1/16/24

**Assists**

SLU: 8, Michael Meadows Jr. vs. Dayton, 1/16/24  
 OPP: 8, Jaquan Carlos, 12/9/23

**Blocks**

SLU: 3, Stef van Bussel vs. Lincoln, 11/8/23  
 OPP: 3, several times

**Steals**

SLU: 4, Cian Medley vs. Wyoming, 11/16/23  
 OPP: 5, Xavier Johnson, Southern Illinois, 12/2/23

**2023-24 SLU TEAM HIGHS/LOWS**

**Points**

High: 102 vs. Lincoln  
 Low: 61, twice

**FGs Made**

High: 34 vs. Lincoln  
 Low: 20 vs. VCU

**3FGs Made**

High: 14 vs. Saint Joseph's  
 Low: 1 at NC State

**Fts Made**

High: 30 vs. Illinois State  
 Low: 3 at Dayton

**Rebounds**

High: 45 vs. Southern Indiana  
 Low: 25 vs. Utah State

**Assists**

High: 18 vs. Louisiana Tech  
 Low: 6 vs. Drake

**Blocks**

High: 6 vs. Saint Joseph's  
 Low: 0, three times

**Steals**

High: 15 vs. Lincoln  
 Low: 0 vs. Louisiana Tech

**GAME-BY-GAME STARTING LINEUP**

GAME						
Southern Indiana	Meadows Jr.	Jimerson	Hughes II	Parker	Hargrove Jr.	
Lincoln	Meadows Jr.	Jimerson	Hughes II	Parker	Hargrove Jr.	
Illinois State	Meadows Jr.	Jimerson	Hughes II	Parker	Hargrove Jr.	
Wyoming	Hughes II	Jimerson	Dalger	Parker	Hargrove Jr.	
Vermont	Meadows Jr.	Jimerson	Hughes II	Dalger	Hargrove Jr.	
Wichita State	Meadows Jr.	Jimerson	Hughes II	Dalger	Hargrove Jr.	
Dartmouth	Meadows Jr.	Jimerson	Hughes II	Dalger	Hargrove Jr.	
Utah State	Meadows Jr.	Jimerson	Hughes II	Dalger	Hargrove Jr.	
Southern Illinois	Meadows Jr.	Jimerson	Hughes II	Dalger	Hargrove Jr.	
Drake	Medley	Jimerson	Dalger	Hargrove Jr.	Zhang	
Hofstra	Medley	Jimerson	Dalger	Hargrove Jr.	Zhang	
Louisiana Tech	Medley	Jimerson	Dalger	Hargrove Jr.	Zhang	
NC State	Medley	Jimerson	Dalger	Hargrove Jr.	Ezewiro	
Loyola Chicago	Meadows Jr.	Jimerson	Dalger	Hargrove Jr.	Ezewiro	
George Mason	Medley	Jimerson	Dalger	Hargrove Jr.	Ezewiro	
Saint Joseph's	Medley	Jimerson	Hughes II	Hargrove Jr.	Ezewiro	
Dayton	Medley	Jimerson	Hughes II	Hargrove Jr.	Ezewiro	
VCU	Medley	Jimerson	Hughes II	Hargrove Jr.	Ezewiro	
Davidson	Medley	Jimerson	Hughes II	Hargrove Jr.	Ezewiro	

**MISCELLANEOUS PLAYER STATS**

STAT	19-20	20-21	21-22	22-23	23-24	CAREER
<b>Triple-Doubles</b>						
Michael Meadows Jr.	-	-	1	-	-	1
<b>Double-Doubles</b>						
Terrence Hargrove Jr.	-	-	-	2	1	3
Michael Meadows Jr.	-	-	1	-	-	1
Tim Dalger	-	-	-	1	-	1
Kellen Thames	-	-	-	-	1	1
Bradley Ezewiro	-	-	-	-	1	1
<b>Double-Digit Points</b>						
Gibson Jimerson	5	7	28	24	14	78
Terrence Hargrove Jr.	6	3	7	5	12	33
Michael Meadows Jr.	1	12	14	9	3	39
Tim Dalger	-	-	3	15	10	28
Sincere Parker	-	-	-	7	5	12
Bradley Ezewiro	-	-	-	2	7	9
Larry Hughes II	-	-	-	1	2	3
Kellen Thames	-	-	-	-	1	1
Cian Medley	-	-	-	-	1	1
<b>Double-Digit Rebounds</b>						
Terrence Hargrove Jr.	-	-	-	2	1	3
Tim Dalger	-	-	-	1	-	1
Kellen Thames	-	-	-	-	1	1
Bradley Ezewiro	-	-	-	-	1	1
<b>Led SLU in scoring (includes ties)</b>						
Gibson Jimerson	2	1	18	12	11	44
Terrence Hargrove Jr.	1	1	3	1	2	8
Sincere Parker	-	-	-	1	3	4
Bradley Ezewiro	-	-	-	-	2	2
Tim Dalger	-	-	-	-	1	1



**SPECIALTY STATS**

	Points Off To	Points In Paint	2nd Chance	Fast Break	Bench	SLU's Largest Lead	SLU's Largest Deficit	Times Tied	Lead Changes	Margins Half	Margins Final
Southern Indiana	10/7	30/44	16/4	18/17	16/35	24 (2nd, 13:18)	1 (1st, 17:10)	0	2	+12	+12
Lincoln (Mo.)	29/7	50/24	5/13	29/6	44/14	43 (2nd, 8:49)	None	1	0	+32	+36
Illinois State	26/6	22/26	5/10	30/3	19/22	24 (2nd, 12:55)	4 (1st, 16:09)	2	5	+12	+9
vs. Wyoming	11/11	32/42	2/15	11/8	23/6	11 (2nd, 1:00)	10 (1st, 13:24)	2	9	-1	+10
vs. Vermont	7/10	22/28	11/2	10/6	19/16	None	17 (2nd, 11:41)	1	0	-15	-10
vs. Wichita State	4/18	28/42	2/14	8/11	16/19	2 (1st, 16:36)	22 (2nd, 1:09)	5	4	-14	-19
Dartmouth	16/3	38/30	15/9	6/3	3/4	11 (1st, 0:03)	4 (1st, 10:37)	7	9	+11	+1
Utah State	15/7	28/52	11/17	5/14	10/14	2 (1st, 19:33)	20 (2nd, 12:39)	3	1	-8	-5
at Southern Illinois	13/29	36/34	18/10	4/19	25/16	1 (1st, 17:40)	42 (2nd, 5:22)	1	2	-15	-39
at Drake	16/14	30/24	9/17	8/13	11/3	19 (2nd, 18:44)	6 (1st, 19:02)	2	2	+16	-6
Hofstra	18/10	22/18	16/16	9/6	5/8	4 (2nd, 11:00)	11 (1st, 6:46)	7	15	-2	+3
Louisiana Tech	0/12	26/26	5/13	9/6	25/17	13 (1st, 5:09)	6 (2nd, 0:36)	7	5	+10	+1
at NC State	2/29	40/40	8/11	7/12	14/15	6 (1st, 16:25)	19 (2nd, 4:09)	6	5	+3	-12
Loyola Chicago	14/21	32/34	13/8	15/16	20/23	None	18 (1st, 5:36)	2	0	-5	-8
at George Mason	10/21	36/24	11/15	5/8	19/14	3 (1st, 19:25)	23 (2nd, 6:16)	1	1	-9	-12
Saint Joseph's	4/7	24/26	18/17	10/11	28/14	7 (2nd, 3:19)	20 (1st, 6:07)	3	3	-10	+3
at Dayton	10/8	34/28	14/19	9/3	30/12	6 (1st, 6:07)	11 (2nd, 5:06)	2	6	+2	-5
at VCU	11/14	26/30	5/5	7/8	36/38	5 (1st, 16:19)	28 (2nd, 1:44)	3	4	-10	-24
Davidson	0/21	34/40	10/9	7/20	24/23	6 (1st, 18:33)	23 (2nd, 0:14)	4	5	+3	-23

Stats listed as SLU/Opponent



**TRAVIS FORD**  
 Head Coach  
 Kentucky, 1994  
 Record at SLU: 141-100 (8th year)  
 Overall Record: 477-366 (27th year)

Travis Ford is in his eighth season at the helm of the Billiken basketball program and his 27th season as a collegiate head coach.

Hired in March 2016, Ford inherited a program that won 11 games in each of the two years prior. He proceeded to improve the Billikens' win total over the next four seasons.

Ford's tenure at SLU has been highlighted by three postseason appearances. Saint Louis captured the 2019 Atlantic 10 Conference Championship in dramatic fashion in Brooklyn and went to the NCAA Tournament. In a 2020-21 season that was derailed by COVID-19, the Billikens still managed to be in the conversation on Selection Sunday and ultimately was awarded a No. 1 seed in the NIT. The Billikens again went to the NIT in 2021-22. SLU was positioned for another postseason bid in 2019-20, but the season was canceled in March as SLU was preparing for the A-10 Championship.

The 2022-23 season is Ford's eighth year at SLU and his 27th season overall as a head coach. Ford is the third-winningest head coach in SLU men's basketball history.

In addition to his six years at SLU, Ford has had head-coaching stints at Oklahoma State (eight years, 2008-16), Massachusetts (three years, 2005-08), Eastern Kentucky (five years, 2000-05) and Campbellsville (1997-2000). Ford has led his team to the NCAA Tournament seven times. He has coached six players who have gone on to play in the NBA and eight who have been named a conference player of the year.

Ford came to SLU after eight seasons as head coach at Oklahoma State University, where he led the Cowboys to a 155-111 record and five NCAA Tournament appearances. He recruited three McDonald's All-Americans to Stillwater during his tenure.

Ford played the majority of his collegiate career at the University of Kentucky, helping the Wildcats to NCAA Tournament appearances in each of his three seasons (1992, 1993, 1994). He was a junior on the 1993 Wildcat team that advanced to the NCAA Final Four. Ford transferred to Kentucky after one season (1989-90) at the University of Missouri.

Ford, is a native of Madisonville, Kentucky. He and his wife, Heather, have three children: Brooks, Kyleigh and Shane. Ford earned a bachelor's degree in communications at the University of Kentucky in 1994.

**TRAVIS FORD'S CAREER BREAKDOWN**

Year	School	Overall	Conference	Postseason
1997-98	Campbellsville	7-26 (.212)	N/A	
1998-99	Campbellsville	28-3 (.903)	10-2	
1999-00	Campbellsville	23-11 (.676)	8-4	NAIA Tournament
<b>Total</b>	<b>Three seasons</b>	<b>58-40 (.592)</b>	<b>18-6 (.750)</b>	
2000-01	Eastern Kentucky	7-19 (.269)	1-15 (.063)	
2001-02	Eastern Kentucky	7-20 (.259)	3-13 (.188)	
2002-03	Eastern Kentucky	11-17 (.393)	5-11 (.313)	
2003-04	Eastern Kentucky	14-15 (.483)	8-8 (.500)	
2004-05	Eastern Kentucky	22-9 (.710)	11-5 (.688)	NCAA First Round
<b>Total</b>	<b>Five seasons</b>	<b>61-80 (.432)</b>	<b>28-52 (.350)</b>	
2005-06	Massachusetts	13-15 (.464)	8-8 (.500)	
2006-07	Massachusetts	24-9 (.727)	13-3 (.813)	NIT 2nd Round
2007-08	Massachusetts	25-11 (.694)	10-6 (.625)	NIT Runner-Up
<b>Total</b>	<b>Three seasons</b>	<b>62-35 (.639)</b>	<b>31-17 (.646)</b>	
2008-09	Oklahoma State	23-12 (.657)	9-7 (.563)	NCAA Second Round
2009-10	Oklahoma State	22-11 (.667)	9-7 (.563)	NCAA First Round
2010-11	Oklahoma State	20-14 (.588)	6-10 (.375)	NIT 2nd Round
2011-12	Oklahoma State	15-18 (.455)	7-11 (.389)	
2012-13	Oklahoma State	24-9 (.727)	13-5 (.722)	NCAA First Round
2013-14	Oklahoma State	21-13 (.618)	8-10 (.444)	NCAA First Round
2014-15	Oklahoma State	18-14 (.563)	8-10 (.444)	NCAA First Round
2015-16	Oklahoma State	12-20 (.375)	3-15 (.167)	
<b>Total</b>	<b>Eight seasons</b>	<b>155-111 (.585)</b>	<b>63-80 (.441)</b>	
2016-17	Saint Louis	12-21 (.364)	6-12 (.333)	
2017-18	Saint Louis	17-16 (.515)	9-9 (.500)	
2018-19	Saint Louis	23-13 (.639)	10-8 (.556)	NCAA First Round
2019-20	Saint Louis	23-8 (.742)	12-6 (.667)	Postseason canceled
2020-21	Saint Louis	14-7 (.667)	6-4 (.600)	NIT First Round
2021-22	Saint Louis	23-12 (.657)	12-6 (.667)	NIT First Round
2022-23	Saint Louis	21-12 (.636)	12-6 (.667)	
2023-24	Saint Louis	8-11 (.421)	1-5 (.167)	
<b>Total</b>	<b>Eight seasons</b>	<b>141-100 (.588)</b>	<b>68-56 (.548)</b>	
<b>CAREER</b>	<b>27 Seasons</b>	<b>477-366 (.566)</b>	<b>208-211 (.496)</b>	
<b>As a Player</b>				
1989-90	Missouri	29-8 (.784)	12-2 (.857)	NCAA First Round
1991-92	Kentucky	29-7 (.806)	12-4 (.750)	NCAA Elite Eight
1992-93	Kentucky	30-4 (.882)	13-3 (.813)	NCAA Final Four (semifinal)
1993-94	Kentucky	27-7 (.794)	12-4 (.750)	NCAA Second Round
<b>Total</b>		<b>115-26 (.816)</b>	<b>49-13 (.790)</b>	





# 0 • KELLEN THAMES

Sophomore • G • 6-5 • 200 • St. Louis, Mo. • Pattonville | MAJOR: Business

**SEASON/CAREER HIGHS**

**POINTS**

SEASON: 10 vs. Southern Ill., 12/2/23  
 CAREER: 10 vs. Southern Ill, 12/2/23

**REBOUNDS**

SEASON: 11 vs. Southern Ill., 12/2/23  
 CAREER: 11 vs. Southern Ill, 12/2/23

**ASSISTS**

SEASON: 3 vs. George Mason, 1/6/24  
 CAREER: 3 vs. George Mason, 1/6/24

**STEALS**

SEASON: 3, twice  
 CAREER: 3, twice

**BLOCKS**

SEASON: 1 vs. Illinois State, 11/11/23  
 CAREER: 1 vs. Illinois State, 11/11/23

**FIELD GOALS MADE**

SEASON: 4, five times  
 CAREER: 4, five times

**FIELD GOALS ATTEMPTED**

SEASON: 8 vs. Loyola Chicago, 1/3/24  
 CAREER: 8 vs. Loyola Chicago, 1/3/24

**3-PT. FIELD GOALS MADE**

SEASON: 1, seven times  
 CAREER: 1, seven times

**3-PT. FIELD GOALS ATT**

SEASON: 3 vs. George Mason, 1/6/24  
 CAREER: 3 vs. George Mason, 1/6/24

**FREE THROWS MADE**

SEASON: 2 vs. Southern Ill., 12/2/23  
 CAREER: 2, twice

**FREE THROWS ATTEMPTED**

SEASON: 4 vs. Southern Ill., 12/2/23  
 CAREER: 4 vs. Southern Ill, 12/2/23

**MINUTES PLAYED**

SEASON: 27, twice  
 CAREER: 27, twice

**CURRENT SEASON | 2023-24**

Turned in eight points on 4-of-8 shooting against Davidson ... his nine points at VCU were the most he has scored in an A-10 game ... had seven points and five rebounds at Dayton ... dished out a career-high three assists at George Mason ... had eight points on 4-of-8 shooting against Loyola Chicago ... hit all three of his shots at Drake, playing on an injured ankle most of the game ... had first-career double-double with career bests of 10 points and 11 rebounds at Southern Illinois ... productive when Sincere Parker went down with injury against Wyoming and finished with nine points ... had six rebounds in back-to-back games against Vermont and Wichita State ... went 4-5 from the field for nine points against Lincoln.

**2022-23 • Freshman**

- Appeared in seven games for the Bills.
- Averaged 0.9 points and 0.7 rebounds.
- Made his collegiate debut in the season-opening win against Murray State.
- Played a career-high 10 minutes against Paul Quinn and scored his first collegiate points.
- Had career-bests of four points and three rebounds against Paul Quinn.
- Hit a free throw and snagged two rebounds at Iona.
- Had a steal and buried a free throw at UMass.

**Previous**

- Prepped at Pattonville High School in St. Louis.
- Set the school's scoring record during his career.
- Led the Pirates with 22.0 points, 8.8 rebounds, 3.7 assists and 3.4 steals his senior season.
- Two-time Missouri Class 6 All-State selection by the Missouri Basketball Coaches Association.
- Named Conference's Player of the Year as a senior.
- Midwest nominee for the McDonald's All-American Team.
- Played for Bradley Beal Elite on the AAU circuit.
- Kellen's father, Kelly, was his head coach at Pattonville. Also, Kelly was a four-year starter at the University of Missouri from 1993-98.

**2023-24 Game-by-Game Stats**

Opponent	Date	GS	MIN	Total		3-Pointers		Free throws		Rebounds				PF	A	TO	BLK	STL	PTS	AVG
				FG-FGA	PCT	3FG-3FGA	PCT	FT-FTA	PCT	OFF	DEF	TOT	AVG							
Southern Ind.	11/06/2023		18:10	2-5	.400	0-1	.000	0-1	.000	2	2	4	4.0	2	0	1	0	2	4	4.0
Lincoln (MO)	11/08/2023		14:35	4-5	.800	0-0	.000	1-2	.500	1	3	4	4.0	1	0	1	0	3	9	6.5
Illinois St.	11/11/2023		10:15	0-0	.000	0-0	.000	1-2	.500	0	2	2	3.3	0	2	0	1	1	1	4.7
vs Wyoming	11/16/2023		14:30	4-4	1.000	1-1	1.000	0-0	.000	0	2	2	3.0	2	0	2	0	1	9	5.8
vs Vermont	11/17/2023		19:09	2-2	1.000	0-0	.000	0-0	.000	0	6	6	3.6	3	0	0	0	1	4	5.4
vs Wichita St.	11/19/2023		27:02	3-4	.750	1-1	1.000	1-2	.500	1	5	6	4.0	1	2	2	0	3	8	5.8
Dartmouth	11/25/2023		10:34	1-1	1.000	0-0	.000	0-0	.000	0	1	1	3.6	4	0	1	0	1	2	5.3
Utah St.	11/28/2023		27:27	2-3	.667	1-2	.500	0-0	.000	2	2	4	3.6	1	1	1	0	1	5	5.3
at Southern Ill.	12/02/2023		23:09	4-7	.571	0-1	.000	2-4	.500	4	7	11	4.4	4	2	3	0	0	10	5.8
at Drake	12/06/2023		14:55	3-3	1.000	1-1	1.000	0-0	.000	0	2	2	4.2	1	0	1	0	0	7	5.9
Hofstra	12/09/2023		24:53	1-2	.500	1-1	1.000	0-0	.000	0	4	4	4.2	3	1	0	0	0	3	5.6
Louisiana Tech	12/16/2023		13:58	2-3	.667	1-2	.500	0-0	.000	1	0	1	3.9	2	1	0	0	0	5	5.6
at NC State	12/20/2023		01:49	0-0	.000	0-0	.000	0-0	.000	0	1	1	3.7	1	0	1	0	0	0	5.2
Loyola Chicago	01/03/2024		21:27	4-8	.500	0-0	.000	0-2	.000	5	1	6	3.9	1	0	0	0	2	8	5.4
at George Mason	01/06/2024		22:24	2-4	.500	1-3	.333	0-0	.000	2	2	4	3.9	5	3	0	0	1	5	5.3
Saint Joseph's	01/10/2024		08:03	0-0	.000	0-0	.000	0-0	.000	1	2	3	3.8	2	1	1	0	0	0	5.0
at Dayton	01/16/2024		16:05	3-4	.750	1-2	.500	0-0	.000	0	5	5	3.9	4	0	0	0	0	7	5.1
at VCU	01/19/2024		15:55	4-6	.667	1-2	.500	0-0	.000	0	3	3	3.8	3	1	0	0	1	9	5.3
Davidson	01/24/2024		18:11	4-8	.500	0-2	.000	0-1	.000	1	3	4	3.8	3	0	1	0	0	8	5.5
<b>Totals</b>			<b>0 322:30</b>	<b>45-69</b>	<b>.652</b>	<b>9-19</b>	<b>.474</b>	<b>5-14</b>	<b>.357</b>	<b>20</b>	<b>53</b>	<b>73</b>	<b>3.8</b>	<b>43</b>	<b>14</b>	<b>15</b>	<b>1</b>	<b>17</b>	<b>104</b>	<b>5.5</b>

**Player Averages**

Games Played	Minutes/game	Points/game	FG Pct	3FG Pct	FT Pct	Rebounds/game	Assists/game	Turnovers/game	Assist/Turnover ratio	Steals/game	Blocks/game
19	17.0	5.5	65.2	47.4	35.7	3.8	0.7	0.8	0.9	0.9	0.1

Thames' Career Stats				Field Goals		3-Point		F-Throws		Rebounds				Scoring						
SEASON	TEAM	GP-GS	MIN/AVG	FG-FGA	FG%	3FG-3FGA	3FG%	FT-FTA	FT%	OFF	DEF	TOT	AVG	PF-FO	A	TO	BLK	STL	PTS	AVG
2022-23	SLU	7-0	22/3.2	1-3	.333	0-1	.000	4-6	.667	0	5	5	0.7	5-0	1	1	0	1	6	0.9
2023-24	SLU	19-0	323/17.0	45-69	.652	9-19	.474	5-14	.357	20	53	73	3.8	43-1	14	15	1	17	104	5.5
<b>TOTAL</b>		<b>26-0</b>	<b>345/13.3</b>	<b>46-72</b>	<b>.639</b>	<b>9-20</b>	<b>.450</b>	<b>9-20</b>	<b>.450</b>	<b>20</b>	<b>58</b>	<b>78</b>	<b>3.0</b>	<b>48-1</b>	<b>15</b>	<b>16</b>	<b>1</b>	<b>18</b>	<b>110</b>	<b>4.2</b>



# 1 • CIAN MEDLEY

Freshman • G • 5-11 • 165 • Sicklerville, N.J. • Camden | MAJOR: Business



**SEASON/CAREER HIGHS**

**POINTS**

SEASON: 10 vs. LA Tech, 12/16/23  
 CAREER: 10 vs. LA Tech, 12/16/23

**REBOUNDS**

SEASON: 8 vs. Hofstra, 12/9/23  
 CAREER: 8 vs. Hofstra, 12/9/23

**ASSISTS**

SEASON: 7 vs. LA Tech, 12/16/23  
 CAREER: 7 vs. LA Tech, 12/16/23

**STEALS**

SEASON: 4 vs. Wyoming, 11/16/23  
 CAREER: 4 vs. Wyoming, 11/16/23

**BLOCKS**

SEASON: 1 vs. Southern Ill., 12/2/23  
 CAREER: 1 vs. Southern Ill., 12/2/23

**FIELD GOALS MADE**

SEASON: 3, three times  
 CAREER: 3, three times

**FIELD GOALS ATTEMPTED**

SEASON: 9 vs. Southern Ill., 12/2/23  
 CAREER: 9 vs. Southern Ill., 12/2/23

**3-PT. FIELD GOALS MADE**

SEASON: 2 vs. LA Tech, 12/16/23  
 CAREER: 2 vs. LA Tech, 12/16/23

**3-PT. FIELD GOALS ATT**

SEASON: 4 vs. Southern Ill., 12/2/23  
 CAREER: 4 vs. Southern Ill., 12/2/23

**FREE THROWS MADE**

SEASON: 4 vs. Saint Joseph's, 1/10/24  
 CAREER: 4 vs. Saint Joseph's, 1/10/24

**FREE THROWS ATTEMPTED**

SEASON: 4 vs. Saint Joseph's, 1/10/24  
 CAREER: 4 vs. Saint Joseph's, 1/10/24

**MINUTES PLAYED**

SEASON: 34 vs. LA Tech, 12/16/23  
 CAREER: 34 vs. LA Tech, 12/16/23

**CURRENT SEASON | 2023-24**

Pulled down five rebounds against VCU ... scored seven points, grabbed five boards and dished out five assists in the win against Saint Joseph's ... hit four straight free throws down the stretch against the Hawks to ice the game ... had six points and six assists against NC State ... had a career-high 10 points and seven assists against LA Tech ... pulled down a career-best eight rebounds and registered three steals against Hofstra ... scored a career-high eight points and dished out three assists at Drake in his first-career start ... had 10 assists to just one turnover in the three consecutive games against Wichita State, Dartmouth and Utah State ... had a career-high four assists against Wichita State ... scored career-best seven points in back-to-back games against Wyoming and Vermont.

**PREVIOUS**

- Prepped for four years at Camden High School in New Jersey.
- Starting point guard on Camden's state championship team in 2022.
- Accumulated 800+ points and 470+ assists throughout his illustrious prep career.
- Averaged 7.7 points and 6.6 assists his senior year while helping the Panthers to a 23-3 record.
- In Camden's state championship season in 2021, he averaged 10.2 points and 4.0 assists.
- Also helped Camden to two sectional titles.
- Turned in 7.5 points and more than 5.0 assists for NJ Scholars Elite on the 2022 Nike EYBL circuit.

**2023-24 Game-by-Game Stats**

Opponent	Date	GS	MIN	Total		3-Pointers		Free throws		Rebounds				PF	A	TO	BLK	STL	PTS	AVG
				FG-FGA	PCT	3FG-3FGA	PCT	FT-FTA	PCT	OFF	DEF	TOT	AVG							
Southern Ind.	11/06/2023		19:17	1-2	.500	1-1	1.000	2-2	1.000	0	2	2	2.0	3	2	2	0	0	5	5.0
Lincoln (MO)	11/08/2023		22:51	1-5	.200	0-0	.000	2-2	1.000	0	1	1	1.5	3	2	3	0	2	4	4.5
Illinois St.	11/11/2023		20:03	0-0	.000	0-0	.000	2-2	1.000	0	1	1	1.3	4	2	2	0	0	2	3.7
vs Wyoming	11/16/2023		16:51	2-6	.333	1-3	.333	2-2	1.000	0	1	1	1.3	0	3	0	0	4	7	4.5
vs Vermont	11/17/2023		22:58	3-5	.600	1-1	1.000	0-0	.000	0	1	1	1.2	2	1	1	0	1	7	5.0
vs Wichita St.	11/19/2023		26:40	1-4	.250	1-3	.333	0-0	.000	0	2	2	1.3	2	4	0	0	0	3	4.7
Dartmouth	11/25/2023		12:59	0-2	.000	0-2	.000	1-2	.500	0	1	1	1.3	2	3	0	0	1	1	4.1
Utah St.	11/28/2023		10:19	0-0	.000	0-0	.000	0-0	.000	0	2	2	1.4	2	3	1	0	0	0	3.6
at Southern Ill.	12/02/2023		23:53	2-9	.222	1-4	.250	2-2	1.000	0	0	0	1.2	3	0	3	1	2	7	4.0
at Drake	12/06/2023	*	24:42	3-7	.429	0-1	.000	2-2	1.000	1	2	3	1.4	3	3	1	0	0	8	4.4
Hofstra	12/09/2023	*	34:13	1-4	.250	1-3	.333	0-0	.000	0	8	8	2.0	2	5	4	0	3	3	4.3
Louisiana Tech	12/16/2023	*	33:45	3-5	.600	2-3	.667	2-2	1.000	1	3	4	2.2	2	7	3	0	0	10	4.8
at NC State	12/20/2023	*	21:00	2-6	.333	0-2	.000	2-2	1.000	1	3	4	2.3	5	6	4	0	0	6	4.8
Loyola Chicago	01/03/2024		10:05	0-3	.000	0-1	.000	1-2	.500	1	2	3	2.4	3	1	3	0	0	1	4.6
at George Mason	01/06/2024	*	24:37	1-4	.250	0-0	.000	0-0	.000	0	2	2	2.3	4	2	5	0	1	2	4.4
Saint Joseph's	01/10/2024	*	31:54	1-4	.250	1-1	1.000	4-4	1.000	0	5	5	2.5	4	5	2	0	0	7	4.6
at Dayton	01/16/2024	*	11:45	0-0	.000	0-0	.000	0-0	.000	0	0	0	2.4	2	3	1	0	1	0	4.3
at VCU	01/19/2024	*	18:15	2-4	.500	0-0	.000	0-0	.000	0	5	5	2.5	3	5	2	0	0	4	4.3
Davidson	01/24/2024	*	21:01	0-0	.000	0-0	.000	0-0	.000	0	1	1	2.4	1	4	3	0	1	0	4.1
<b>Totals</b>		<b>9</b>	<b>407:07</b>	<b>23-70</b>	<b>.329</b>	<b>9-25</b>	<b>.360</b>	<b>22-24</b>	<b>.917</b>	<b>4</b>	<b>42</b>	<b>46</b>	<b>2.4</b>	<b>50</b>	<b>61</b>	<b>40</b>	<b>1</b>	<b>16</b>	<b>77</b>	<b>4.1</b>

**Player Averages**

Games Played	Minutes/game	Points/game	FG Pct	3FG Pct	FT Pct	Rebounds/game	Assists/game	Turnovers/game	Assist/Turnover ratio	Steals/game	Blocks/game
19	21.4	4.1	32.9	36.0	91.7	2.4	3.2	2.1	1.5	0.8	0.1

Medley's Career Stats			Field Goals		3-Point		F-Throws		Rebounds				Scoring								
SEASON	TEAM	GP-GS	MIN	AVG	FG-FGA	FG%	3FG-3FGA	3FG%	FT-FTA	FT%	OFF	DEF	TOT	AVG	PF-FO	A	TO	BLK	STL	PTS	AVG
2023-24	SLU	19-9	407	21.4	23-70	.329	9-25	.360	22-24	.917	4	42	46	2.4	50-1	61	40	1	16	77	4.1
<b>TOTAL</b>		<b>19-9</b>	<b>407/21.4</b>	<b>23-70</b>	<b>.329</b>	<b>9-25</b>	<b>.360</b>	<b>22-24</b>	<b>.917</b>	<b>4</b>	<b>42</b>	<b>46</b>	<b>2.4</b>	<b>50-1</b>	<b>61</b>	<b>40</b>	<b>1</b>	<b>16</b>	<b>77</b>	<b>4.1</b>	





# 2 • LARRY HUGHES II

Sophomore • G • 6-4 • 185 • St. Louis, Mo. • CBC | MAJOR: Sports Business



**SEASON/CAREER HIGHS**

**POINTS**

SEASON: 12, twice  
CAREER: 12, three times

**REBOUNDS**

SEASON: 6 vs. Loyola Chicago, 1/3/24  
CAREER: 6 vs. Loyola Chicago, 1/3/24

**ASSISTS**

SEASON: 2, three times  
CAREER: 5 vs. George Mason, 3/9/23

**STEALS**

SEASON: 3, three times  
CAREER: 3, three times

**BLOCKS**

SEASON:  
CAREER: 1 vs. Loyola Chicago, 2/25/23

**FIELD GOALS MADE**

SEASON: 4, twice  
CAREER: 4, twice

**FIELD GOAL ATTEMPTS**

SEASON: 11 vs. USI, 11/6/23  
CAREER: 11 vs. USI, 11/6/23

**3-PT. FIELD GOALS MADE**

SEASON: 4 vs. George Mason, 1/6/24  
CAREER: 4 vs. George Mason, 1/6/24

**3-PT. FIELD GOALS ATT**

SEASON: 7, twice  
CAREER: 7, twice

**FREE THROWS MADE**

SEASON: 3 vs. Wyoming, 11/16/23  
CAREER: 3, twice

**FREE THROWS ATTEMPTED**

SEASON: 5 vs. Wyoming, 11/16/23  
CAREER: 5 vs. Wyoming, 11/16/23

**MINUTES PLAYED**

SEASON: 31 vs. Dartmouth, 11/25/23  
CAREER: 31 vs. Dartmouth, 11/25/23

**CURRENT SEASON | 2023-24**

Tied a career-high with 12 points at Mason on a career-best four 3-pointers ... hit three big treys against Loyola Chicago and pulled down a career-best six rebounds ... did not play in the second half at Southern Illinois due to injury and missed the Drake and Hofstra games ... hit a pair of treys for six points against Utah State and tied career high with three steals ... matched his career high with five rebounds against Dartmouth ... tied a career best with 12 points in the season-opening win over Southern Indiana ... also had a career-high three steals against the Screaming Eagles.

**2022-23 • Freshman**

- Appeared in 27 games.
- Made his first-career start in the win at George Washington.
- Played a career-high 26 minutes at GW and recorded two steals and two assists.
- Appeared in all 18 Atlantic 10 contests and averaged 2.3 points while shooting 40 percent from the field.
- Had a career-high 12 points against VCU in the A-10 semi-finals, going 3-of-5 from the field, 3-of-4 from downtown and 3-of-3 from the line.
- Scored six points in back-to-back games against UMass and St. Bonaventure.
- Hit both of his shots from the field, including a trey, at VCU.
- Provided valuable minutes in the first half in the win at Saint

Joseph's and finished with five points.

- Scored his first collegiate bucket in the Maryland game.
- Went for five points and a career-best five rebounds in the home victory against Loyola Chicago.
- Made his Billiken debut in the Murray State game.

**Previous**

- Prepped at CBC in St. Louis.
- Helped the Cadets to the 2022 Class 6 state championship after leading the team with 20 points in the final.
- Averaged 13.4 points and 1.5 steals as a senior.
- Was CBC's top 3-pointer shooter as senior year, connecting on better than 40 percent from the arc (49-119).
- Named first-team All-Conference and first-team All-District following his senior campaign.
- Pumped in 16.4 ppg his junior season and 7.9 ppg as a sophomore.
- His father, Larry, was a freshman All-American at SLU in 1997-98 and went on to enjoy a 13-year career in the NBA.
- His sister, Lauryn, is a 2021 Saint Louis University graduate and played four years on SLU's women's basketball team.

**2023-24 Game-by-Game Stats**

Opponent	Date	GS	MIN	Total		3-Pointers		Free throws		Rebounds				PF	A	TO	BLK	STL	PTS	AVG	
				FG-FGA	PCT	3FG-3FGA	PCT	FT-FTA	PCT	OFF	DEF	TOT	AVG								
Southern Ind.	11/06/2023	*	24:59	4-11	.364	3-6	.500	1-2	.500	0	2	2	2.0	2	2	0	0	3	12	12.0	
Lincoln (MO)	11/08/2023	*	07:07	0-3	.000	0-2	.000	0-0	.000	1	1	2	2.0	0	0	0	0	0	0	6.0	
Illinois St.	11/11/2023	*	23:05	2-6	.333	2-5	.400	2-2	1.000	0	2	2	2.0	5	0	1	0	1	8	6.7	
vs Wyoming	11/16/2023	*	24:33	2-8	.250	1-4	.250	3-5	.600	0	3	3	2.3	3	1	2	0	2	8	7.0	
vs Vermont	11/17/2023	*	25:33	1-4	.250	1-1	1.000	0-0	.000	0	5	5	2.8	4	2	1	0	0	3	6.2	
vs Wichita St.	11/19/2023	*	10:20	2-7	.286	2-5	.400	2-2	1.000	1	1	2	2.7	1	0	1	0	0	8	6.5	
Dartmouth	11/25/2023	*	31:12	1-7	.143	0-1	.000	0-1	.000	1	4	5	3.0	3	1	0	0	2	2	5.9	
Utah St.	11/28/2023	*	23:04	2-8	.250	2-5	.400	0-0	.000	0	2	2	2.9	0	0	0	0	3	6	5.9	
at Southern Ill.	12/02/2023	*	12:42	0-1	.000	0-1	.000	0-0	.000	0	0	0	2.6	0	0	0	0	0	0	5.2	
Louisiana Tech	12/16/2023		23:51	1-3	.333	1-3	.333	0-0	.000	0	2	2	2.5	2	3	1	0	0	3	5.0	
at NC State	12/20/2023		15:40	1-3	.333	0-2	.000	3-4	.750	0	1	1	2.4	2	1	2	0	2	5	5.0	
Loyola Chicago	01/03/2024		26:23	3-7	.429	3-7	.429	0-1	.000	0	6	6	2.7	4	1	2	0	3	9	5.3	
at George Mason	01/06/2024		23:24	4-8	.500	4-7	.571	0-0	.000	0	3	3	2.7	3	2	1	0	0	12	5.8	
Saint Joseph's	01/10/2024	*	15:15	2-5	.400	2-5	.400	0-0	.000	0	2	2	2.6	2	1	0	1	2	6	5.9	
at Dayton	01/16/2024	*	10:34	0-2	.000	0-2	.000	0-0	.000	1	2	3	2.7	0	0	1	0	0	0	5.5	
at VCU	01/19/2024	*	14:00	1-5	.200	1-3	.333	0-0	.000	0	0	0	2.5	0	0	1	0	0	3	5.3	
Davidson	01/24/2024	*	24:21	1-6	.167	1-5	.200	0-0	.000	1	2	3	2.5	3	2	3	0	1	3	5.2	
<b>Totals</b>			<b>13</b>	<b>336:02</b>	<b>27-94</b>	<b>.287</b>	<b>23-64</b>	<b>.359</b>	<b>11-17</b>	<b>.647</b>	<b>5</b>	<b>38</b>	<b>43</b>	<b>2.5</b>	<b>34</b>	<b>16</b>	<b>16</b>	<b>1</b>	<b>19</b>	<b>88</b>	<b>5.2</b>

**Player Averages**

Games Played	Minutes/game	Points/game	FG Pct	3FG Pct	FT Pct	Rebounds/game	Assists/game	Turnovers/game	Assist/Turnover ratio	Steals/game	Blocks/game
17	19.8	5.2	28.7	35.9	64.7	2.5	0.9	0.9	1.0	1.1	0.1

Hughes II's Career Stats			Field Goals		3-Point		F-Throws		Rebounds				Scoring									
SEASON	TEAM	GP-GS	MIN	AVG	FG-FGA	FG%	3FG-3FGA	3FG%	FT-FTA	FT%	OFF	DEF	TOT	AVG	PF	FO	A	TO	BLK	STL	PTS	AVG
2022-23	SLU	27-1	236	8.7	24-57	.421	12-29	.414	8-15	.533	3	26	29	1.1	28-0	14	12	2	11	68	2.5	
2023-24	SLU	17-13	336	19.8	27-94	.287	23-64	.359	11-17	.647	5	38	43	2.5	34-1	16	16	1	19	88	5.2	
<b>TOTAL</b>		<b>44-14</b>	<b>572</b>	<b>13.0</b>	<b>51-151</b>	<b>.338</b>	<b>35-93</b>	<b>.376</b>	<b>19-32</b>	<b>.594</b>	<b>8</b>	<b>64</b>	<b>72</b>	<b>1.6</b>	<b>62-1</b>	<b>30</b>	<b>28</b>	<b>3</b>	<b>30</b>	<b>156</b>	<b>3.5</b>	



# 3 • BRADLEY EZEWIRO

Junior • F • 6-9 • 265 • Torrance, Calif. • LSU/Georgetown | MAJOR: Sociology



**SEASON/CAREER HIGHS**

**POINTS**

SEASON: 20 vs. Davidson, 1/24/24  
 CAREER: 20 vs. Davidson, 1/24/24

**REBOUNDS**

SEASON: 10 vs. Loyola Chicago, 1/3/24  
 CAREER: 10 vs. Loyola Chicago, 1/3/24

**ASSISTS**

SEASON: 2 vs. George Mason, 1/6/24  
 CAREER: 2 vs. George Mason, 1/6/24

**STEALS**

SEASON: 1, twice  
 CAREER: 2 vs. St. John's, 2/22/23

**BLOCKS**

SEASON: 2 vs. Saint Joseph's, 1/10/24  
 CAREER: 3, twice

**FIELD GOALS MADE**

SEASON: 7 vs. George Mason, 1/6/24  
 CAREER: 8 at Providence, 2/8/23

**FIELD GOAL ATTEMPTS**

SEASON: 13 vs. George Mason, 1/6/24  
 CAREER: 13 vs. George Mason, 1/6/24

**3-PT. FIELD GOALS MADE**

SEASON:  
 CAREER:

**3-PT. FIELD GOALS ATTEMPTED**

SEASON:  
 CAREER:

**FREE THROWS MADE**

SEASON: 8 vs. Davidson, 1/24/24  
 CAREER: 8 vs. Davidson, 1/24/24

**FREE THROWS ATTEMPTED**

SEASON: 10 vs. Davidson, 1/24/24  
 CAREER: 10 vs. Davidson, 1/24/24

**MINUTES PLAYED**

SEASON: 26 vs. Loyola Chicago, 1/3/24  
 CAREER: 26 vs. Loyola Chicago, 1/3/24

**CURRENT SEASON | 2023-24**

Poured in a career-high 20 points against Davidson ... went for 16 points and eight boards at Mason ... brought down a career-best 10 rebounds against Loyola Chicago en route to his first-career double-double ... had 18 points and a career-high-tying nine rebounds at NC State ... made his SLU debut against LA Tech and scored 17 points on 6-of-9 shooting.

**2022-23 • Sophomore | at Georgetown**

- Played in 27 games and started the last seven for the Hoyas.
- Averaged 4.3 points and 3.5 rebounds.
- Posted 18 blocked shots.
- Shot 51.9 percent (41-79) from the floor.
- Scored a season-high 19 points on 8-of-9 shooting at Providence.
- Pulled down a season-high nine rebounds against Marquette.

**2021-22 • Freshman | at LSU**

- Played in seven games for the Tigers.
- Went for a season-high five points in seven minutes against McNeese.
- Dished out a career-high three assists against Lipscomb.

**Previous**

- Played his final year of high school at Oak Hill Academy in Virginia.
- Prepped at Bishop Montgomery High in Torrance, Calif.
- Three-star recruit and a top 10 recruit in California.


**2023-24 Game-by-Game Stats**

Opponent	Date	GS	MIN	Total		3-Pointers		Free throws		Rebounds				PF	A	TO	BLK	STL	PTS	AVG
				FG-FGA	PCT	3FG-3FGA	PCT	FT-FTA	PCT	OFF	DEF	TOT	AVG							
Louisiana Tech	12/16/2023		18:17	6-9	.667	0-0	.000	5-8	.625	1	4	5	5.0	5	1	1	0	0	17	17.0
at NC State	12/20/2023	*	24:33	6-8	.750	0-0	.000	6-7	.857	2	7	9	7.0	4	1	2	0	0	18	17.5
Loyola Chicago	01/03/2024	*	26:23	6-10	.600	0-0	.000	1-4	.250	5	5	10	8.0	2	1	1	1	0	13	16.0
at George Mason	01/06/2024	*	23:41	7-13	.538	0-0	.000	2-3	.667	1	7	8	8.0	3	2	2	0	1	16	16.0
Saint Joseph's	01/10/2024	*	22:11	3-8	.375	0-0	.000	6-7	.857	2	4	6	7.6	4	1	1	2	0	12	15.2
at Dayton	01/16/2024	*	22:32	5-11	.455	0-0	.000	0-0	.000	2	5	7	7.5	1	0	2	0	0	10	14.3
at VCU	01/19/2024	*	22:53	2-5	.400	0-0	.000	2-2	1.000	1	5	6	7.3	4	1	0	1	0	6	13.1
Davidson	01/24/2024	*	22:42	6-10	.600	0-0	.000	8-10	.800	2	4	6	7.1	1	0	0	0	1	20	14.0
<b>Totals</b>		<b>7</b>	<b>183:12</b>	<b>41-74</b>	<b>.554</b>	<b>0-0</b>	<b>.000</b>	<b>30-41</b>	<b>.732</b>	<b>16</b>	<b>41</b>	<b>57</b>	<b>7.1</b>	<b>24</b>	<b>7</b>	<b>9</b>	<b>4</b>	<b>2</b>	<b>112</b>	<b>14.0</b>

**Player Averages**

Games Played	Minutes/game	Points/game	FG Pct	3FG Pct	FT Pct	Rebounds/game	Assists/game	Turnovers/game	Assist/Turnover ratio	Steals/game	Blocks/game
8	22.9	14.0	55.4	0.0	73.2	7.1	0.9	1.1	0.8	0.3	0.5

Ezeviro's Career Stats				Field Goals		3-Point		F-Throws		Rebounds				Scoring						
SEASON	TEAM	GP-GS	MIN/AVG	FG-FGA	FG%	3FG-3FGA	3FG%	FT-FTA	FT%	OFF	DEF	TOT	AVG	PF-FO	A	TO	BLK	STL	PTS	AVG
2021-22	LSU	7-0	28/4.1	4-10	.400	0-0	.000	3-6	.500	4	2	6	0.9	1-0	0	1	1	0	11	1.6
2022-23	GTown	27-7	327/12.1	41-79	.519	0-0	.000	34-58	.586	33	62	95	3.5	51-3	2	13	18	8	116	4.3
2023-24	SLU	8-7	183/22.9	41-74	.554	0-0	.000	30-41	.732	16	41	57	7.1	24-1	7	9	4	2	112	14.0
<b>TOTAL FOR SLU</b>		<b>8-7</b>	<b>183/22.9</b>	<b>41-74</b>	<b>.554</b>	<b>0-0</b>	<b>.000</b>	<b>30-41</b>	<b>.732</b>	<b>16</b>	<b>41</b>	<b>57</b>	<b>7.1</b>	<b>24-1</b>	<b>7</b>	<b>9</b>	<b>4</b>	<b>2</b>	<b>112</b>	<b>14.0</b>
<b>TOTAL</b>		<b>42-14</b>	<b>538/12.8</b>	<b>86-163</b>	<b>.528</b>	<b>0-0</b>	<b>.000</b>	<b>67-105</b>	<b>.638</b>	<b>53</b>	<b>105</b>	<b>158</b>	<b>3.8</b>	<b>76-4</b>	<b>9</b>	<b>23</b>	<b>23</b>	<b>10</b>	<b>239</b>	<b>5.7</b>



# 4 • DJORDJE CURCIC



Freshman • G • 6-2 • 185 • Cacak, Serbia • Gimnazija | MAJOR: Deciding

### CURRENT SEASON | 2023-24

Played 17 minutes and scored four points and recorded a steal at Drake ... drained a pair of treys and posted two steals at Southern Illinois ... had six points on two 3-pointers against Vermont in the Myrtle Beach Invitational ... scored seven points in his collegiate debut against Lincoln, hitting a trey and finishing with a 3-of-5 mark from the field ... also dished out two assists against the Blue Tigers.

been part of the Serbian national team setup throughout his youth.

- Helped Serbia to a bronze medal in the FIBA U18 European Challengers, where he averaged 12.6 points, 2.4 rebounds and 2.8 assists.
- Serbia finished in the sixth position at the 2023 FIBA U19 Basketball World Cup in Hungary, where he averaged 5.8 pp.
- Helped his high school team to a championship in Serbia and was named team MVP.

### PREVIOUS

- Played with Borac in the ABA League.
- One of the youngest players in the ABA League and has also

#### SEASON/CAREER HIGHS

##### POINTS

SEASON: 7 vs. Lincoln, 11/8/23  
CAREER: 7 vs. Lincoln, 11/8/23

##### REBOUNDS

SEASON: 1, three times  
CAREER: 1, three times

##### ASSISTS

SEASON: 2 vs. Lincoln, 11/8/23  
CAREER: 2 vs. Lincoln, 11/8/23

##### STEALS

SEASON: 2 vs. Southern Ill., 12/2/23  
CAREER: 2 vs. Southern Ill., 12/2/23

##### BLOCKS

SEASON:  
CAREER:

##### FIELD GOALS MADE

SEASON: 3 vs. Lincoln, 11/8/23  
CAREER: 3 vs. Lincoln, 11/8/23

##### FIELD GOALS ATTEMPTED

SEASON: 5 vs. Lincoln, 11/8/23  
CAREER: 5 vs. Lincoln, 11/8/23

##### 3-PT. FIELD GOALS MADE

SEASON: 2, twice  
CAREER: 2, twice

##### 3-PT. FIELD GOALS ATT

SEASON: 3, twice  
CAREER: 3, twice

##### FREE THROWS MADE

SEASON:  
CAREER:

##### FREE THROWS ATTEMPTED

SEASON:  
CAREER:

##### MINUTES PLAYED

SEASON: 19 vs. Southern Ill., 12/2/23  
CAREER: 19 vs. Southern Ill., 12/2/23

### 2023-24 Game-by-Game Stats

Opponent	Date	GS	MIN	Total		3-Pointers		Free throws		Rebounds				PF	A	TO	BLK	STL	PTS	AVG
				FG-FGA	PCT	3FG-3FGA	PCT	FT-FTA	PCT	OFF	DEF	TOT	AVG							
Lincoln (MO)	11/08/2023		17:55	3-5	.600	1-2	.500	0-0	.000	0	0	0	0.0	4	2	0	0	1	7	7.0
vs Vermont	11/17/2023		12:34	2-3	.667	2-3	.667	0-0	.000	0	0	0	0.0	1	0	0	0	0	6	6.5
vs Wichita St.	11/19/2023		03:57	0-0	.000	0-0	.000	0-0	.000	0	0	0	0.0	0	0	0	0	0	0	4.3
Dartmouth	11/25/2023		01:39	0-0	.000	0-0	.000	0-0	.000	0	0	0	0.0	0	0	0	0	0	0	3.3
Utah St.	11/28/2023		05:58	0-1	.000	0-1	.000	0-0	.000	0	0	0	0.0	0	0	0	0	0	0	2.6
at Southern Ill.	12/02/2023		18:35	2-3	.667	2-3	.667	0-0	.000	1	0	1	0.2	0	1	1	0	2	6	3.2
at Drake	12/06/2023		16:51	2-4	.500	0-2	.000	0-0	.000	0	0	0	0.1	2	0	0	0	1	4	3.3
Hofstra	12/09/2023		15:13	1-3	.333	0-2	.000	0-0	.000	0	0	0	0.1	0	0	2	0	0	2	3.1
Louisiana Tech	12/16/2023		00:16	0-0	.000	0-0	.000	0-0	.000	0	1	1	0.2	0	0	0	0	0	0	2.8
at George Mason	01/06/2024		05:23	0-0	.000	0-0	.000	0-0	.000	0	1	1	0.3	0	0	1	0	0	0	2.5
<b>Totals</b>		<b>0</b>	<b>98:21</b>	<b>10-19</b>	<b>.526</b>	<b>5-13</b>	<b>.385</b>	<b>0-0</b>	<b>.000</b>	<b>1</b>	<b>2</b>	<b>3</b>	<b>0.3</b>	<b>7</b>	<b>3</b>	<b>4</b>	<b>0</b>	<b>4</b>	<b>25</b>	<b>2.5</b>

### Player Averages

Games Played	Minutes/game	Points/game	FG Pct	3FG Pct	FT Pct	Rebounds/game	Assists/game	Turnovers/game	Assist/Turnover ratio	Steals/game	Blocks/game
10	9.8	2.5	52.6	38.5	0.0	0.3	0.3	0.4	0.8	0.4	0.0

Curcic's Career Stats				Field Goals		3-Point		F-Throws		Rebounds				Scoring						
SEASON	TEAM	GP-GS	MIN/AVG	FG-FGA	FG%	3FG-3FGA	3FG%	FT-FTA	FT%	OFF	DEF	TOT	AVG	PF-FO	A	TO	BLK	STL	PTS	AVG
2023-24	SLU	10-0	98/9.8	10-19	.526	5-13	.385	0-0	.000	1	2	3	0.3	7-0	3	4	0	4	25	2.5
<b>TOTAL</b>		<b>10-0</b>	<b>98/9.8</b>	<b>10-19</b>	<b>.526</b>	<b>5-13</b>	<b>.385</b>	<b>0-0</b>	<b>.000</b>	<b>1</b>	<b>2</b>	<b>3</b>	<b>0.3</b>	<b>7-0</b>	<b>3</b>	<b>4</b>	<b>0</b>	<b>4</b>	<b>25</b>	<b>2.5</b>



# 7 • MICHAEL MEADOWS JR.



Senior • G • 6-2 • 175 • Hollywood, Calif. | Portland | MAJOR: Professional Studies

### SEASON/CAREER HIGHS

#### POINTS

SEASON: 18 vs. Utah State, 11/28/23  
CAREER: 39 vs. Santa Clara, 2/18/23

#### REBOUNDS

SEASON: 5 vs. Wyoming, 11/16/23  
CAREER: 10 vs. Williamette, 11/11/21

#### ASSISTS

SEASON: 7 vs. Wichita State, 11/19/23  
CAREER: 10 vs. Williamette, 11/11/21

#### STEALS

SEASON: 3 vs. Lincoln, 11/8/23  
CAREER: 4 vs. Williamette, 11/11/21

#### BLOCKS

SEASON: 1, twice  
CAREER: 2 vs. VMI, 12/3/21

#### FIELD GOALS MADE

SEASON: 7 vs. Utah State, 11/28/23  
CAREER: 14 vs. Santa Clara, 2/18/23

#### FIELD GOAL ATTEMPTS

SEASON: 11 vs. Utah State, 11/28/23  
CAREER: 22 vs. Santa Clara, 2/18/23

#### 3-PT. FIELD GOALS MADE

SEASON: 2, twice  
CAREER: 4, three times

#### 3-PT. FIELD GOALS ATTEMPTED

SEASON: 3 vs. Dartmouth, 11/25/23  
CAREER: 9 vs. Santa Clara, 2/18/23

#### FREE THROWS MADE

SEASON: 4 vs. Lincoln, 11/8/23  
CAREER: 10 at UIW, 11/28/21

#### FREE THROWS ATTEMPTED

SEASON: 6 vs. Lincoln, 11/8/23  
CAREER: 10 at UIW, 11/28/21

#### MINUTES PLAYED

SEASON: 37 vs. Dartmouth, 11/25/23  
CAREER: 45 at San Diego, 1/13/22

### CURRENT SEASON | 2023-24

Had eight assists to just one turnover at Dayton ... played in the Saint Joseph's game after missing the George Mason tilt with a concussion ... dished out five assists against Loyola Chicago ... missed three games in December due to a back injury ... went for a season-high 18 points against Utah State and also dished out four assists ... had 12 points, all in the first half, in the win against Dartmouth ... dished out 15 assists to just two turnovers at the Myrtle Beach Invitational ... had a season-high seven assists against Wichita State.

### 2022-23 • Senior | at Portland

- Averaged 11.0 points and 2.2 assists for the Pilots.
- Scored a career-high 39 points against Santa Clara.
- Pumped in 29 points against Loyola Marymount.

### 2021-22 • Junior | at Portland

- Averaged 10.2 points and 3.0 assists in his first season with Portland.
- Shot 91 percent from the free-throw line (61-of-67), the second-best single-season mark in school history.
- Had the first triple-double in Portland history with 15 points, 10 rebounds and 11 assists against Williamette.

### 2020-21 • Sophomore | at Eastern Washington

- Averaged 10.5 points and 2.5 assists.
- Helped Eagles to the 2021 Big Sky Championship.
- Scored 12 points and added eight assists in the NCAA Tournament against third-seeded Kansas.
- Named to Big Sky All-Academic team.

### 2019-20 • Freshman | at Eastern Washington

- Played in 19 games.
- Named to Big Sky All-Academic team.

### 2018-19 • Redshirt Season | at Eastern Washington

#### Previous

- Earned all-league honors all four years at Campbell High School outside Los Angeles.
- Vikings finished 20-10 in 2017-18 and helped team to 2018 CIF Division 2AA Southern Section Playoffs quarterfinals.
- Helped Vikings to a championship in 2017-18 Burbank Tournament with 22 points in 57-50 victory in final over Westlake and was selected to the All-Tournament team.

### 2023-24 Game-by-Game Stats

Opponent	Date	GS	MIN	Total		3-Pointers		Free throws		Rebounds				PF	A	TO	BLK	STL	PTS	AVG	
				FG-FGA	PCT	3FG-3FGA	PCT	FT-FTA	PCT	OFF	DEF	TOT	AVG								
Southern Ind.	11/06/2023	*	28:35	1-3	.333	0-0	.000	1-2	.500	1	3	4	4.0	0	3	1	0	1	3	3.0	
Lincoln (MO)	11/08/2023	*	19:11	4-5	.800	1-1	1.000	4-6	.667	0	4	4	4.0	0	4	1	0	3	13	8.0	
Illinois St.	11/11/2023	*	19:57	1-3	.333	0-2	.000	0-0	.000	0	1	1	3.0	0	0	0	0	0	2	6.0	
vs Wyoming	11/16/2023		26:17	1-2	.500	0-0	.000	3-3	1.000	1	4	5	3.5	2	3	1	0	1	5	5.8	
vs Vermont	11/17/2023	*	19:38	1-5	.200	0-0	.000	1-2	.500	0	1	1	3.0	1	5	0	0	1	3	5.2	
vs Wichita St.	11/19/2023	*	33:48	1-6	.167	0-2	.000	0-0	.000	0	2	2	2.8	2	7	1	0	0	2	4.7	
Dartmouth	11/25/2023	*	37:14	4-7	.571	2-3	.667	2-2	1.000	0	4	4	3.0	1	2	1	1	0	12	5.7	
Utah St.	11/28/2023	*	31:37	7-11	.636	2-2	1.000	2-2	1.000	1	0	1	2.8	1	4	1	0	0	18	7.3	
at Southern Ill.	12/02/2023	*	06:29	0-0	.000	0-0	.000	0-0	.000	0	1	1	2.6	0	0	2	0	0	0	6.4	
at NC State	12/20/2023		17:45	3-5	.600	0-1	.000	0-0	.000	0	1	1	2.4	1	0	1	0	0	6	6.4	
Loyola Chicago	01/03/2024	*	29:51	1-5	.200	0-3	.000	1-3	.333	0	2	2	2.4	1	5	2	0	0	3	6.1	
Saint Joseph's	01/10/2024		29:41	2-4	.500	1-3	.333	0-0	.000	0	3	3	2.4	2	2	1	1	1	5	6.0	
at Dayton	01/16/2024		28:15	2-5	.400	1-2	.500	0-0	.000	1	0	1	2.3	3	8	1	0	0	5	5.9	
at VCU	01/19/2024		22:06	1-6	.167	0-5	.000	3-3	1.000	1	1	2	2.3	4	0	2	0	0	5	5.9	
Davidson	01/24/2024		24:16	2-5	.400	0-2	.000	0-0	.000	0	2	2	2.3	0	1	0	0	0	4	5.7	
<b>Totals</b>			<b>9</b>	<b>374:40</b>	<b>31-72</b>	<b>.431</b>	<b>7-26</b>	<b>.269</b>	<b>17-23</b>	<b>.739</b>	<b>5</b>	<b>29</b>	<b>34</b>	<b>2.3</b>	<b>18</b>	<b>44</b>	<b>15</b>	<b>2</b>	<b>7</b>	<b>86</b>	<b>5.7</b>

### Player Averages

Games Played	Minutes/game	Points/game	FG Pct	3FG Pct	FT Pct	Rebounds/game	Assists/game	Turnovers/game	Assist/Turnover ratio	Steals/game	Blocks/game
15	25.0	5.7	43.1	26.9	73.9	2.3	2.9	1.0	2.9	0.5	0.1

Meadows' Career Stats				Field Goals		3-Point		F-Throws		Rebounds				Scoring						
SEASON	TEAM	GP-GS	MIN/AVG	FG-FGA	FG%	3FG-3FGA	3FG%	FT-FTA	FT%	OFF	DEF	TOT	AVG	PF-FO	A	TO	BLK	STL	PTS	AVG
2019-20	EWU	19-0	148/7.8	14-34	.412	7-17	.412	0-0	.000	3	6	9	0.5	8-0	14	1	0	10	35	1.8
2020-21	EWU	19-15	561/29.5	73-158	.462	14-38	.368	40-45	.889	14	27	41	2.2	30-0	48	25	1	10	200	10.5
2021-22	UP	26-25	923/35.5	89-230	.387	25-78	.321	61-67	.910	8	78	86	3.3	40-0	79	42	4	24	264	10.2
2022-23	UP	21-12	612/29.2	80-175	.457	23-64	.359	49-63	.778	5	51	56	2.7	15-0	46	24	1	12	232	11.0
2023-24	SLU	15-9	375/25.0	31-72	.431	7-26	.269	17-23	.739	5	29	34	2.3	18-0	44	15	2	7	86	5.7
<b>TOTAL FOR SLU</b>		<b>15-9</b>	<b>375/25.0</b>	<b>31-72</b>	<b>.431</b>	<b>7-26</b>	<b>.269</b>	<b>17-23</b>	<b>.739</b>	<b>5</b>	<b>29</b>	<b>34</b>	<b>2.3</b>	<b>18-0</b>	<b>44</b>	<b>15</b>	<b>2</b>	<b>7</b>	<b>86</b>	<b>5.7</b>
<b>TOTAL</b>		<b>100-61</b>	<b>2618/26.2</b>	<b>287-669</b>	<b>.429</b>	<b>76-223</b>	<b>.341</b>	<b>167-198</b>	<b>.843</b>	<b>35</b>	<b>191</b>	<b>226</b>	<b>2.3</b>	<b>111-0</b>	<b>231</b>	<b>107</b>	<b>8</b>	<b>63</b>	<b>817</b>	<b>8.2</b>





# 12 • BRUCE ZHANG

Freshman • C • 7-0 • 265 • Nanchang, China • The Skill Factory (GA) | MAJOR: Business



**SEASON/CAREER HIGHS**

**POINTS**

SEASON: 9 at Drake, 12/6/23  
 CAREER: 9 at Drake, 12/6/23

**REBOUNDS**

SEASON: 7 vs. LA Tech, 12/16/23  
 CAREER: 7 vs. LA Tech, 12/16/23

**ASSISTS**

SEASON: 2, twice  
 CAREER: 2, twice

**STEALS**

SEASON: 2 at Drake, 12/6/23  
 CAREER: 2 at Drake, 12/6/23

**BLOCKS**

SEASON: 2, three times  
 CAREER: 2, three times

**FIELD GOALS MADE**

SEASON: 4, twice  
 CAREER: 4, twice

**FIELD GOALS ATTEMPTED**

SEASON: 7 at Drake, 12/6/23  
 CAREER: 7 at Drake, 12/6/23

**3-PT. FIELD GOALS MADE**

SEASON:  
 CAREER:

**3-PT. FIELD GOALS ATT**

SEASON:  
 CAREER:

**FREE THROWS MADE**

SEASON: 3 vs. Wichita State, 11/19/23  
 CAREER: 3 vs. Wichita State, 11/19/23

**FREE THROWS ATTEMPTED**

SEASON: 3 vs. Wichita State, 11/19/23  
 CAREER: 3 vs. Wichita State, 11/19/23

**MINUTES PLAYED**

SEASON: 26 at Drake, 12/6/23  
 CAREER: 26 at Drake, 12/6/23

**2023-24 | CURRENT SEASON**

Was 4-of-6 shooting against Saint Joseph's en route to eight points ... tied his career high with two blocked shots at George Mason ... his lone shot from the field at NC State ... corralled seven rebounds against LA Tech ... started for the first time in his career in the Drake game and finished with career highs of nine points, six rebounds and two steals ... scored five points against Wichita State in the Myrtle Beach Invitational ... made his collegiate debut against Illinois State and scored five points, including a 3-point play in his first minutes that thrilled the Chaifetz Arena crowd.

**PREVIOUS**

- First came to the United States in 2022 to enroll at The Skill Factory in Atlanta.
- Prepiped at Tsinghua University High School in Beijing.

**2023-24 Game-by-Game Stats**

Opponent	Date	GS	MIN	Total		3-Pointers		Free throws		Rebounds				PF	A	TO	BLK	STL	PTS	AVG
				FG-FGA	PCT	3FG-3FGA	PCT	FT-FTA	PCT	OFF	DEF	TOT	AVG							
Illinois St.	11/11/2023		07:39	2-3	.667	0-0	.000	1-1	1.000	1	1	2	2.0	2	0	1	0	0	5	5.0
vs Wyoming	11/16/2023		09:17	1-4	.250	0-0	.000	0-0	.000	1	0	1	1.5	1	0	1	2	0	2	3.5
vs Vermont	11/17/2023		09:22	0-1	.000	0-0	.000	2-2	1.000	1	0	1	1.3	1	0	1	0	0	2	3.0
vs Wichita St.	11/19/2023		10:25	1-3	.333	0-0	.000	3-3	1.000	0	0	0	1.0	4	1	0	1	1	5	3.5
Dartmouth	11/25/2023		05:28	0-2	.000	0-0	.000	0-0	.000	1	0	1	1.0	1	0	0	0	0	0	2.8
Utah St.	11/28/2023		12:50	1-1	1.000	0-0	.000	0-0	.000	0	3	3	1.3	1	2	2	0	0	2	2.7
at Southern Ill.	12/02/2023		08:22	1-2	.500	0-0	.000	0-0	.000	0	1	1	1.3	3	0	2	0	0	2	2.6
at Drake	12/06/2023	*	25:42	4-7	.571	0-0	.000	1-2	.500	3	3	6	1.9	4	1	2	1	2	9	3.4
Hofstra	12/09/2023	*	16:42	1-3	.333	0-0	.000	1-1	1.000	1	1	2	1.9	2	1	1	2	0	3	3.3
Louisiana Tech	12/16/2023	*	19:33	1-4	.250	0-0	.000	0-0	.000	0	7	7	2.4	1	2	0	1	0	2	3.2
at NC State	12/20/2023		10:58	1-1	1.000	0-0	.000	1-2	.500	1	2	3	2.5	3	0	0	0	0	3	3.2
Loyola Chicago	01/03/2024		06:24	1-1	1.000	0-0	.000	0-0	.000	1	1	2	2.4	2	0	2	0	0	2	3.1
at George Mason	01/06/2024		13:10	1-2	.500	0-0	.000	0-0	.000	2	1	3	2.5	3	0	2	2	0	2	3.0
Saint Joseph's	01/10/2024		10:12	4-6	.667	0-0	.000	0-0	.000	3	0	3	2.5	3	0	0	1	0	8	3.4
at Dayton	01/16/2024		12:22	1-3	.333	0-0	.000	0-0	.000	1	1	2	2.5	2	0	1	1	0	2	3.3
at VCU	01/19/2024		09:35	0-0	.000	0-0	.000	0-0	.000	0	1	1	2.4	0	0	0	0	0	0	3.1
Davidson	01/24/2024		08:13	1-2	.500	0-0	.000	0-1	.000	1	2	3	2.4	1	0	2	0	0	2	3.0
<b>Totals</b>		<b>3</b>	<b>196:13</b>	<b>21-45</b>	<b>.467</b>	<b>0-0</b>	<b>.000</b>	<b>9-12</b>	<b>.750</b>	<b>17</b>	<b>24</b>	<b>41</b>	<b>2.4</b>	<b>34</b>	<b>7</b>	<b>17</b>	<b>11</b>	<b>3</b>	<b>51</b>	<b>3.0</b>

**Player Averages**

Games Played	Minutes/game	Points/game	FG Pct	3FG Pct	FT Pct	Rebounds/game	Assists/game	Turnovers/game	Assist/Turnover ratio	Steals/game	Blocks/game
17	11.5	3.0	46.7	0.0	75.0	2.4	0.4	1.0	0.4	0.2	0.6

Zhang's Career Stats				Field Goals		3-Point		F-Throws		Rebounds				Scoring						
SEASON	TEAM	GP-GS	MIN/AVG	FG-FGA	FG%	3FG-3FGA	3FG%	FT-FTA	FT%	OFF	DEF	TOT	AVG	PF-FO	A	TO	BLK	STL	PTS	AVG
2023-24	SLU	17-3	196/11.5	21-45	.467	0-0	.000	9-12	.750	17	24	41	2.4	34-0	7	17	11	3	51	3.0
<b>TOTAL</b>		<b>17-3</b>	<b>196/11.5</b>	<b>21-45</b>	<b>.467</b>	<b>0-0</b>	<b>.000</b>	<b>9-12</b>	<b>.750</b>	<b>17</b>	<b>24</b>	<b>41</b>	<b>2.4</b>	<b>34-0</b>	<b>7</b>	<b>17</b>	<b>11</b>	<b>3</b>	<b>51</b>	<b>3.0</b>



# 15 • STEF VAN BUSSEL

Freshman • C • 6-10 • 255 • Ommel, Netherlands • MAJOR: Deciding



**SEASON/CAREER HIGHS**

**POINTS**

SEASON: 7 vs. Lincoln, 11/8/23  
 CAREER: 7 vs. Lincoln, 11/8/23

**REBOUNDS**

SEASON: 9 vs. Lincoln, 11/8/23  
 CAREER: 9 vs. Lincoln, 11/8/23

**ASSISTS**

SEASON:  
 CAREER:

**STEALS**

SEASON: 1 vs. Lincoln, 11/8/23  
 CAREER: 1 vs. Lincoln, 11/8/23

**BLOCKS**

SEASON: 3 vs. Lincoln, 11/8/23  
 CAREER: 3 vs. Lincoln, 11/8/23

**FIELD GOALS MADE**

SEASON: 1, twice  
 CAREER: 1, twice

**FIELD GOALS ATTEMPTED**

SEASON: 2 vs. Lincoln, 11/8/23  
 CAREER: 2 vs. Lincoln, 11/8/23

**3-PT. FIELD GOALS MADE**

SEASON:  
 CAREER:

**3-PT. FIELD GOALS ATT**

SEASON:  
 CAREER:

**FREE THROWS MADE**

SEASON: 5 vs. Lincoln, 11/8/23  
 CAREER: 5 vs. Lincoln, 11/8/23

**FREE THROWS ATTEMPTED**

SEASON: 10 vs. Lincoln, 11/8/23  
 CAREER: 10 vs. Lincoln, 11/8/23

**MINUTES PLAYED**

SEASON: 22 vs. Lincoln, 11/8/23  
 CAREER: 22 vs. Lincoln, 11/8/23

**CURRENT SEASON | 2023-24**

Converted a traditional 3-point play against Utah State ... posted career highs of seven points and nine rebounds in the win against Lincoln ... scored his first collegiate point on a free throw against Southern Indiana.

- Has international experience on the Dutch U18 national team in 2021 and 2022.
- Played on winning teams in the Dutch national cup in 2020 (U16 and U18) and 2022 (U18).

**PREVIOUS**

- Played with Basketball Academy Limburg in the Netherlands and Bayer Giants Leverkusen in Germany.
- In the NBBL, Germany's highest youth league, he scored 12.1 ppg on 60-percent shooting while averaging 7.4 rebounds and 1.3 blocks.

**2023-24 Game-by-Game Stats**

Opponent	Date	GS	MIN	Total		3-Pointers		Free throws		Rebounds				PF	A	TO	BLK	STL	PTS	AVG
				FG-FGA	PCT	3FG-3FGA	PCT	FT-FTA	PCT	OFF	DEF	TOT	AVG							
Southern Ind.	11/06/2023		02:59	0-1	.000	0-0	.000	1-2	.500	1	1	2	2.0	0	0	0	0	0	1	1.0
Lincoln (MO)	11/08/2023		21:53	1-2	.500	0-0	.000	5-10	.500	1	8	9	5.5	4	0	1	3	1	7	4.0
vs Wichita St.	11/19/2023		01:14	0-1	.000	0-0	.000	0-0	.000	0	0	0	3.7	0	0	0	0	0	0	2.7
Utah St.	11/28/2023		06:02	1-1	1.000	0-0	.000	1-1	1.000	0	2	2	3.3	3	0	0	0	0	3	2.8
at Southern Ill.	12/02/2023		04:43	0-0	.000	0-0	.000	0-2	.000	1	0	1	2.8	1	0	0	0	0	2	2.2
at Drake	12/06/2023		09:50	0-0	.000	0-0	.000	0-0	.000	1	1	2	2.7	2	0	2	0	0	1	1.8
Hofstra	12/09/2023		02:05	0-0	.000	0-0	.000	0-0	.000	0	0	0	2.3	0	0	1	0	0	0	1.6
Louisiana Tech	12/16/2023		01:12	0-0	.000	0-0	.000	0-0	.000	0	0	0	2.0	0	0	0	0	0	0	1.4
at George Mason	01/06/2024		01:06	0-0	.000	0-0	.000	0-0	.000	0	0	0	1.8	1	0	0	1	0	0	1.2
<b>Totals</b>		<b>0</b>	<b>51:05</b>	<b>2-5</b>	<b>.400</b>	<b>0-0</b>	<b>.000</b>	<b>7-15</b>	<b>.467</b>	<b>4</b>	<b>12</b>	<b>16</b>	<b>1.8</b>	<b>11</b>	<b>0</b>	<b>4</b>	<b>4</b>	<b>1</b>	<b>11</b>	<b>1.2</b>

**Player Averages**

Games Played	Minutes/game	Points/game	FG Pct	3FG Pct	FT Pct	Rebounds/game	Assists/game	Turnovers/game	Assist/Turnover ratio	Steals/game	Blocks/game
9	5.7	1.2	40.0	0.0	46.7	1.8	0.0	0.4	0.0	0.1	0.4

van Bussel's Career Stats				Field Goals		3-Point		F-Throws		Rebounds				Scoring						
SEASON	TEAM	GP-GS	MIN/AVG	FG-FGA	FG%	3FG-3FGA	3FG%	FT-FTA	FT%	OFF	DEF	TOT	AVG	PF-FO	A	TO	BLK	STL	PTS	AVG
2023-24	SLU	9-0	51/5.7	2-5	.400	0-0	.000	7-15	.467	4	12	16	1.8	11-0	0	4	4	1	11	1.2
<b>TOTAL</b>		<b>9-0</b>	<b>51/5.7</b>	<b>2-5</b>	<b>.400</b>	<b>0-0</b>	<b>.000</b>	<b>7-15</b>	<b>.467</b>	<b>4</b>	<b>12</b>	<b>16</b>	<b>1.8</b>	<b>11-0</b>	<b>0</b>	<b>4</b>	<b>4</b>	<b>1</b>	<b>11</b>	<b>1.2</b>

# 21 • SINCERE PARKER



Junior • G • 6-3 • 195 • Rockford, Ill. • Rockford East | MAJOR: Communication



**SEASON/CAREER HIGHS**

**POINTS**

SEASON: 22 vs. Wyoming, 11/16/23  
 CAREER: 22 vs. Wyoming, 11/16/23

**REBOUNDS**

SEASON: 9 vs. Illinois State, 11/11/23  
 CAREER: 9 vs. Illinois State, 11/11/23

**ASSISTS**

SEASON: 2, twice  
 CAREER: 2, twice

**STEALS**

SEASON: 2 vs. Wyoming, 11/16/23  
 CAREER: 2, three times

**BLOCKS**

SEASON: 1, four times  
 CAREER: 3 vs. Rhode Island, 2/7/23

**FIELD GOALS MADE**

SEASON: 9, twice  
 CAREER: 9, twice

**FIELD GOAL ATTEMPTS**

SEASON: 18 vs. Wyoming, 11/16/23  
 CAREER: 18 vs. Wyoming, 11/16/23

**3-PT. FIELD GOALS MADE**

SEASON: 3 vs. Wyoming, 11/16/23  
 CAREER: 3, three times

**3-PT. FIELD GOALS ATTEMPTED**

SEASON: 8 vs. Davidson, 1/24/24  
 CAREER: 8 vs. Davidson, 1/24/24

**FREE THROWS MADE**

SEASON: 2 vs. USI, 11/6/23  
 CAREER: 7 vs. Maryland, 11/19/22

**FREE THROWS ATTEMPTED**

SEASON: 5 vs. USI, 11/6/23  
 CAREER: 8 vs. Maryland, 11/19/22

**MINUTES PLAYED**

SEASON: 30 vs. Illinois State, 11/11/23  
 CAREER: 30 vs. Illinois State, 11/11/23

**CURRENT SEASON | 2023-24**

Dropped 21 points to lead SLU at VCU ... played 16 minutes and scored nine points at Dayton as he continues to progress ... played 3+ minutes against Saint Joseph's after missing the previous 11 games with a broken foot ... had a career-high 22 points before leaving the Wyoming game with a foot injury ... tied a then-career-best with 20 points against Lincoln to lead the team ... followed that performance with 19 points against Illinois State and finished a rebound shy of a double-double with nine boards ... is leading the Billikens in scoring with 17.3 ppg but is out indefinitely with a foot injury.

**2022-23 • Sophomore**

- Played in all 33 games.
- Averaged 5.9 points and 3.7 rebounds.
- Fourth on the Billikens with 11 blocked shots.
- Shot 42.3 percent from the field and was third on the team with 23 3-pointers made.
- Averaged 6.7 points in the Billikens' 18 conference games.
- Was a 42.2 percent shooter from 3-point range during A-10 play (19-45).
- Was 8-of-9 from the field en route to a career-high 20 points in the win against La Salle.

- Turned in 13 points, all in the first half, in the win at Loyola Chicago.
- Drained three triples in back-to-back games against UMass (15 points) and St. Bonaventure (nine points).
- Finished with 11 points and was two boards shy of a double-double with eight rebounds against Maryland.
- Went for 12 points and seven rebounds in the win against Paul Quinn.
- Scored 10 points in the A-10 quarterfinal victory against George Mason.

**Previous**

- Transferred to SLU from Moberly Area Community College with three years of eligibility remaining.
- NJCAA first-team All-American in 2021-22.
- Averaged 21.9 ppg, shot 49 percent from the floor and 30 percent from 3-point range at Moberly Area in 2021-22.
- His 767 total points led the NJCAA, he was second in field goals with 294, and his 96 3-pointers ranked sixth in the country.
- Prepped at East High School in Rockford, Illinois, and was a two-time All-State selection.
- Attended prep school at Compass Prep in Chandler, Arizona.

**2023-24 Game-by-Game Stats**

Opponent	Date	GS	MIN	Total			3-Pointers		Free throws		Rebounds				PF	A	TO	BLK	STL	PTS	AVG
				FG-FGA	PCT	3FG-3FGA	PCT	FT-FTA	PCT	OFF	DEF	TOT	AVG								
Southern Ind.	11/06/2023	*	23:36	3-12	.250	0-2	.000	2-5	.400	1	2	3	3.0	2	0	1	1	1	1	8	8.0
Lincoln (MO)	11/08/2023	*	16:09	9-12	.750	1-4	.250	1-1	1.000	0	2	2	2.5	5	0	0	1	0	20	14.0	
Illinois St.	11/11/2023	*	29:39	8-17	.471	2-5	.400	1-2	.500	0	9	9	4.7	4	2	3	0	0	19	15.7	
vs Wyoming	11/16/2023	*	27:49	9-18	.500	3-5	.600	1-2	.500	2	6	8	5.5	1	1	0	1	2	22	17.3	
Saint Joseph's	01/10/2024		03:10	0-1	.000	0-0	.000	0-0	.000	0	0	0	4.4	0	0	0	0	0	0	13.8	
at Dayton	01/16/2024		16:00	4-11	.364	1-2	.500	0-1	.000	1	4	5	4.5	2	0	1	1	1	9	13.0	
at VCU	01/19/2024		20:41	6-14	.429	1-4	.250	8-8	1.000	0	2	2	4.1	3	0	3	2	2	21	14.1	
Davidson	01/24/2024		21:34	3-11	.273	2-8	.250	2-2	1.000	1	5	6	4.4	3	2	0	0	0	10	13.6	
<b>Totals</b>			<b>4</b>	<b>158:38</b>	<b>42-96</b>	<b>.438</b>	<b>10-30</b>	<b>.333</b>	<b>15-21</b>	<b>.714</b>	<b>5</b>	<b>30</b>	<b>35</b>	<b>4.4</b>	<b>20</b>	<b>5</b>	<b>8</b>	<b>6</b>	<b>6</b>	<b>109</b>	<b>13.6</b>

**Player Averages**

Games Played	Minutes/game	Points/game	FG Pct	3FG Pct	FT Pct	Rebounds/game	Assists/game	Turnovers/game	Assist/Turnover ratio	Steals/game	Blocks/game
8	19.8	13.6	43.8	33.3	71.4	4.4	0.6	1.0	0.6	0.8	0.8

Parker's Career Stats				Field Goals		3-Point		F-Throws		Rebounds				Scoring						
SEASON	TEAM	GP-GS	MIN/AVG	FG-FGA	FG%	3FG-3FGA	3FG%	FT-FTA	FT%	OFF	DEF	TOT	AVG	PF-FO	A	TO	BLK	STL	PTS	AVG
2022-23	SLU	33-0	412/12.5	69-163	.423	23-73	.315	35-40	.875	13	68	81	2.5	33-0	8	12	11	11	196	5.9
2023-24	SLU	8-4	159/19.8	42-96	.438	10-30	.333	15-21	.714	5	30	35	4.4	20-1	5	8	6	6	109	13.6
<b>TOTAL</b>		<b>41-4</b>	<b>571/13.9</b>	<b>111-259</b>	<b>.429</b>	<b>33-103</b>	<b>.320</b>	<b>50-61</b>	<b>.820</b>	<b>18</b>	<b>98</b>	<b>116</b>	<b>2.8</b>	<b>53-1</b>	<b>13</b>	<b>20</b>	<b>17</b>	<b>17</b>	<b>305</b>	<b>7.4</b>



# 22 • TERRENCE HARGROVE JR.



Senior • G/F • 6-5 • 215 • East St. Louis, Ill. • East St. Louis | MAJOR: Communication

<b>SEASON/CAREER HIGHS</b>	
<b>POINTS</b>	SEASON: 27 vs. USI, 11/6/23 CAREER: 27, twice
<b>REBOUNDS</b>	SEASON: 15 vs. USI, 11/6/23 CAREER: 15 vs. USI, 11/6/23
<b>ASSISTS</b>	SEASON: 2, four times CAREER: 3 at Loyola Chicago, 1/18/23
<b>STEALS</b>	SEASON: 3 vs. Southern Ill., 12/2/23 CAREER: 3, twice
<b>BLOCKS</b>	SEASON: 2, twice CAREER: 4 vs. La Salle, 1/23/23
<b>FIELD GOALS MADE</b>	SEASON: 8, twice CAREER: 9, twice
<b>FIELD GOAL ATTEMPTS</b>	SEASON: 16 vs. Wichita State, 11/19/23 CAREER: 23 at Memphis, 11/16/21
<b>3-PT. FIELD GOALS MADE</b>	SEASON: 4 vs. Lincoln, 11/8/23 CAREER: 4, three times
<b>3-PT. FIELD GOALS ATTEMPTED</b>	SEASON: 6, twice CAREER: 6, five times
<b>FREE THROWS MADE</b>	SEASON: 7 vs. USI, 11/8/23 CAREER: 9 vs. Maryville, 12/17/19
<b>FREE THROWS ATTEMPTED</b>	SEASON: 8, twice CAREER: 12 vs. Maryville, 12/17/19
<b>MINUTES PLAYED</b>	SEASON: 34, twice CAREER: 36 at Memphis, 11/16/21

**CURRENT SEASON | 2023-24**

Turned in 18 points against Loyola Chicago ... engineered a remarkable comeback win vs. LA Tech, scoring 11 straight points in the final 28 seconds ... had 19 points, including the go-ahead dunk late, in the win against Hofstra ... was named to the All-Tournament team of the Myrtle Beach Invitational ... scored team-leading 21 points (19 in the second half) against Wichita State ... matched his career high with 27 points and pulled down a career-best 15 rebounds against Southern Indiana.

**2022-23 • Junior**

- Appeared in all 33 games and made 16 starts.
- Averaged 5.9 points and 3.7 rebounds.
- Third on the Billikens with 20 blocked shots.
- Shot 48.4 percent from the field (74-153).
- In A-10 games only, shot better than 50 percent from the field and averaged 7.7 points and 4.2 rebounds.
- Scored in double figures in five games, including a team-leading and season-high 15 points at VCU.
- Recipient of the U.S. Basketball Writers Association 2023 Perry Wallace Most Courageous Award for coming forward to discuss his mental health and helping to remove any stigma still associated with that, and to also acknowledge the many issues college basketball players - and athletes in all sports - have faced before, during and after the pandemic.

**2021-22 • Sophomore**

- Played in all 35 games and started 16 times.
- Averaged 6.7 ppg and pulled down 4.2 rpg.
- Led the Billikens in scoring in three games.
- Scored in double figures on seven occasions.
- He had a season-high 20 points and a career-high 11 rebounds in the game at Memphis.

- Followed that up with a 15-point, 11-rebound double-double against Mercer.

**2020-21 • Sophomore**

- Appeared in 19 games and averaged 4.2 ppg.
- Shot 42.6 percent from the field and 42.4 percent from 3-point range.
- Recorded a season-high 11 points in the season opening win over SIUE.

**2019-20 • Freshman**

- Appeared in 25 games, including all but one conference game.
- Shot a team-best 51.6 percent from the field, with a large portion of his FGs being dunks.
- Registered career highs of 27 points and seven rebounds against Maryville.

**Prior to SLU**

- Prepped at East St. Louis High School in East St. Louis, Illinois.
- Widely referred to as one of the most electrifying prep players in the metro area.
- Led East St. Louis to its first-ever state championship.
- Averaged 18.5 ppg, 9.0 rpg and better than 3.0 bpg for the Flyers.
- Scored 32 points and added 10 rebounds in the Flyers' comeback win in the state championship game.
- Illinois Class 3A All-State first team selection.
- First-team All-Metro and first-team Fab-Five All-Star by the St. Louis American.
- As a junior at East St. Louis, he averaged 18.2 ppg and 9.5 rpg, shot 46 percent from the field and led the team with 61 blocks.
- Played for Bradley Beal Elite.

**2023-24 Game-by-Game Stats**

Opponent	Date	GS	MIN	Total		3-Pointers		Free throws		Rebounds				PF	A	TO	BLK	STL	PTS	AVG	
				FG-FGA	PCT	3FG-3FGA	PCT	FT-FTA	PCT	OFF	DEF	TOT	AVG								
Southern Ind.	11/06/2023	*	27:56	8-15	.533	4-6	.667	7-8	.875	4	11	15	15.0	1	1	1	0	0	27	27.0	
Lincoln (MO)	11/08/2023	*	18:07	2-2	1.000	0-0	.000	5-7	.714	0	2	2	8.5	2	2	0	1	1	9	18.0	
Illinois St.	11/11/2023	*	32:21	3-8	.375	1-4	.250	5-6	.833	0	3	3	6.7	1	1	0	2	2	12	16.0	
vs Wyoming	11/16/2023	*	30:43	3-7	.429	0-3	.000	3-4	.750	2	3	5	6.3	3	2	4	2	0	9	14.3	
vs Vermont	11/17/2023	*	27:57	6-13	.462	2-4	.500	1-3	.333	2	3	5	6.0	1	2	2	0	0	15	14.4	
vs Wichita St.	11/19/2023	*	26:46	8-16	.500	0-4	.000	5-5	1.000	2	5	7	6.2	2	0	1	1	0	21	15.5	
Dartmouth	11/25/2023	*	34:07	7-12	.583	1-1	1.000	2-3	.667	1	5	6	6.1	2	0	1	0	0	17	15.7	
Utah St.	11/28/2023	*	28:01	5-14	.357	2-6	.333	2-3	.667	1	3	4	5.9	1	1	0	0	1	14	15.5	
at Southern Ill.	12/02/2023	*	29:06	3-9	.333	1-4	.250	2-2	1.000	4	4	8	6.1	2	1	2	1	3	9	14.8	
at Drake	12/06/2023	*	34:11	1-3	.333	0-1	.000	2-2	1.000	1	8	9	6.4	5	1	1	1	1	4	13.7	
Hofstra	12/09/2023	*	33:23	7-10	.700	3-4	.750	2-3	.667	3	4	7	6.5	2	0	3	0	2	19	14.2	
Louisiana Tech	12/16/2023	*	27:06	5-6	.833	2-3	.667	1-1	1.000	1	3	4	6.3	1	2	1	0	0	13	14.1	
at NC State	12/20/2023	*	38:11	3-5	.600	1-2	.500	1-2	.500	2	6	8	6.4	2	0	1	1	0	8	13.6	
Loyola Chicago	01/03/2024	*	32:30	6-9	.667	3-4	.750	3-5	.600	0	4	4	6.2	1	0	1	1	1	18	13.9	
at George Mason	01/06/2024	*	32:09	3-5	.600	0-2	.000	0-1	.000	1	4	5	6.1	3	1	2	0	0	6	13.4	
Saint Joseph's	01/10/2024	*	19:07	1-7	.143	1-4	.250	5-8	.625	1	0	1	5.8	0	1	2	1	0	8	13.1	
at Dayton	01/16/2024	*	29:15	5-10	.500	2-4	.500	0-0	.000	0	5	5	5.8	1	0	1	0	0	12	13.0	
at VCU	01/19/2024	*	29:18	3-10	.300	1-4	.250	3-3	1.000	2	2	4	5.7	1	0	2	0	0	10	12.8	
Davidson	01/24/2024	*	29:16	4-9	.444	1-4	.250	5-6	.833	1	5	6	5.7	2	1	2	0	0	14	12.9	
<b>Totals</b>			<b>19</b>	<b>559:30</b>	<b>83-170</b>	<b>.488</b>	<b>25-64</b>	<b>.391</b>	<b>54-72</b>	<b>.750</b>	<b>28</b>	<b>80</b>	<b>108</b>	<b>5.7</b>	<b>33</b>	<b>16</b>	<b>27</b>	<b>11</b>	<b>11</b>	<b>245</b>	<b>12.9</b>

Hargrove's Career Stats			Field Goals		3-Point		F-Throws		Rebounds				Scoring								
SEASON	TEAM	GP-GS	MIN	AVG	FG-FGA	FG%	3FG-3FGA	3FG%	FT-FTA	FT%	OFF	DEF	TOT	AVG	PF-FO	A	TO	BLK	STL	PTS	AVG
2019-20	SLU	25-0	315	12.6	51-98	.520	4-15	.267	28-42	.667	18	38	56	2.2	28-0	9	11	11	5	134	5.4
2020-21	SLU	19-0	193	10.2	29-68	.426	14-33	.424	7-9	.778	13	17	30	1.6	22-0	7	12	2	5	79	4.2
2021-22	SLU	35-16	755	21.6	96-229	.419	32-92	.348	12-24	.500	40	106	146	4.2	41-0	20	38	12	13	236	6.7
2022-23	SLU	33-16	653	19.8	74-153	.484	17-58	.293	29-39	.744	34	87	121	3.7	40-0	18	27	20	9	194	5.9
2023-24	SLU	19-19	560	29.4	83-170	.488	25-64	.391	54-72	.750	28	80	108	5.7	33-1	16	27	11	11	245	12.9
<b>TOTAL</b>		<b>131-51</b>	<b>2476</b>	<b>18.9</b>	<b>333-718</b>	<b>.464</b>	<b>92-262</b>	<b>.351</b>	<b>130-186</b>	<b>.699</b>	<b>133</b>	<b>328</b>	<b>461</b>	<b>3.5</b>	<b>164-1</b>	<b>70</b>	<b>115</b>	<b>56</b>	<b>43</b>	<b>888</b>	<b>6.8</b>





# 24 • GIBSON JIMERSON

RS Junior • G • 6-5 • 200 • Richmond, Va. • Montverde | MAJOR: MBA Candidate



**SEASON/CAREER HIGHS**

**POINTS**

SEASON: 28 vs. Utah State, 11/28/23  
CAREER: 31 vs. UMass, 1/23/22

**REBOUNDS**

SEASON: 6 vs. Wichita State, 11/19/23  
CAREER: 8 at La Salle, 2/8/22

**ASSISTS**

SEASON: 5, twice  
CAREER: 7 at Loyola Chicago, 1/18/23

**STEALS**

SEASON: 2, twice  
CAREER: 3, twice

**BLOCKS**

SEASON: 2 vs. Wichita State, 11/19/23  
CAREER: 2 vs. Wichita State, 11/19/23

**FIELD GOALS MADE**

SEASON: 9 vs. Utah State, 11/28/23  
CAREER: 11, three times

**FIELD GOAL ATTEMPTS**

SEASON: 18 vs. Dartmouth, 11/25/23  
CAREER: 20, twice

**3-PT. FIELD GOALS MADE**

SEASON: 7 vs. Saint Joseph's, 1/10/24  
CAREER: 7, twice

**3-PT. FIELD GOALS ATTEMPTED**

SEASON: 11, three times  
CAREER: 13 vs. Boston College, 12/11/21

**FREE THROWS MADE**

SEASON: 15 vs. Illinois State, 11/11/23  
CAREER: 15 vs. Illinois State, 11/11/23

**FREE THROWS ATTEMPTED**

SEASON: 17 vs. Illinois State, 11/11/23  
CAREER: 17 vs. Illinois State, 11/11/23

**MINUTES PLAYED**

SEASON: 40 at Drake, 12/6/23  
CAREER: 41 at Boise State, 11/30/21

**CURRENT SEASON | 2023-24**

Matched career high with seven 3s against Saint Joseph's en route to 27 points ... scored a team-high 20 points at George Mason ... led Bills with 19 points against Loyola Chicago ... scored a team-high 23 points against LA Tech ... scored 15 of his team-high 21 points against Hofstra in the second half ... played all 40 minutes on a bum ankle at Drake and finished with 23 points ... had a season-high 28 points against Utah State ... started the Lincoln game making his first four shots from 3-point range and finished with 20 points.

**2022-23 • RS Sophomore**

- Second-team All-Conference (Atlantic 10).
- Academic All-District selection
- A-10 All-Academic team and NABC Honors Court selection.
- Led SLU with 14.0 ppg.
- Second in the A-10 in 3FG% (85-212, .401) and third in the league in 3FGM per game (2.58).
- 85 3s were fourth-most in a single-season in school history.
- Had a memorable game against Drake on Dec. 17 – in the morning, he walked across the Chaifetz Arena stage at graduation to receive his B.S. in International Business. Later that night against Drake in the same Chaifetz Arena, he scored 17 points including his 1,000th career point.

**2021-22 • RS Freshman**

- Second-team Academic All-America (CoSIDA).
- Second-team All-District (NABC).
- Third-team All-Conference (Atlantic 10).
- A-10 All-Academic team.
- Division I-AAA AD Association Scholar-Athlete Team.
- Led the Billikens with 16.3 ppg, third in the A-10.
- Named MVP of the Cancun Challenge after leading the Billik-

ens in scoring during the tourney.

**2020-21 • RS Freshman**

- Atlantic 10 Conference All-Academic team selection.
- Named to the Atlantic 10 Commissioner's Honor Roll.
- Appeared in all 21 games and made 16 starts.
- Averaged 7.8 points per game.
- Shot 43.3 percent from the field and 39.4 percent from the 3-point line.

**2019-20 • Freshman**

- Named to the Atlantic 10 Commissioner's Honor Roll.
- Had his season cut short by a foot injury suffered in practice on Dec. 16, 2019, and received a hardship waiver to get the year of eligibility back.
- Claimed back-to-back A-10 Rookie of the Week honors Dec. 2 and Dec. 9.
- Shot 42.9 percent from 3-point range, the second-best mark by a freshman in school history.
- Registered five double-digit scoring games.

**Prior to SLU**

- Played at Montverde Academy in Florida his senior year.
- Led the Montverde Academy Center for Basketball Development (CBD) team in scoring and shooting percentage.
- Playing for Boo Williams on the AAU circuit, he was one of the top shooters in the EYBL, connecting on 48.8 percent (60-123) from the field and 46 percent (40-87) from the arc.
- He also ranked fourth on the circuit in offensive efficiency.
- Also prepped at St. Christopher's and Benedictine in Richmond, Virginia, before transferring to Montverde.
- Was among the leading scorers in the Richmond area as a junior, tallying 26.0 ppg at St. Christopher's.

**2023-24 Game-by-Game Stats**

Opponent	Date	GS	MIN	Total		3-Pointers		Free throws		Rebounds				PF	A	TO	BLK	STL	PTS	AVG	
				FG-FGA	PCT	3FG-3FGA	PCT	FT-FTA	PCT	OFF	DEF	TOT	AVG								
Southern Ind.	11/06/2023	*	34:57	3-10	.300	1-5	.200	2-2	1.000	2	2	4	4.0	0	0	0	0	9	9.0		
Lincoln (MO)	11/08/2023	*	21:59	5-6	.833	5-6	.833	1-1	1.000	0	2	2	3.0	0	2	1	0	1	16	12.5	
Illinois St.	11/11/2023	*	35:46	2-7	.286	1-3	.333	15-17	.882	2	3	5	3.7	1	1	2	0	0	20	15.0	
vs Wyoming	11/16/2023	*	24:41	0-1	.000	0-1	.000	0-0	.000	0	1	1	3.0	2	1	2	0	0	0	11.3	
vs Vermont	11/17/2023	*	37:07	6-15	.400	3-8	.375	3-3	1.000	0	3	3	3.0	1	4	1	0	0	18	12.6	
vs Wichita St.	11/19/2023	*	37:33	4-15	.267	3-11	.273	0-0	.000	1	5	6	3.5	1	0	2	2	1	11	12.3	
Dartmouth	11/25/2023	*	38:21	6-18	.333	1-5	.200	10-11	.909	2	3	5	3.7	1	1	2	0	1	23	13.9	
Utah St.	11/28/2023	*	36:59	9-15	.600	3-8	.375	7-7	1.000	0	0	0	3.3	1	5	3	0	2	28	15.6	
at Southern Ill.	12/02/2023	*	35:53	4-6	.667	0-1	.000	2-3	.667	0	1	1	3.0	0	3	4	0	0	10	15.0	
at Drake	12/06/2023	*	40:00	6-17	.353	4-8	.500	7-9	.778	1	4	5	3.2	3	1	6	0	2	23	15.8	
Hofstra	12/09/2023	*	38:19	6-16	.375	5-11	.455	4-6	.667	1	1	2	3.1	0	2	1	0	0	21	16.3	
Louisiana Tech	12/16/2023	*	38:04	8-15	.533	4-7	.571	3-4	.750	0	2	2	3.0	2	2	2	0	0	23	16.8	
at NC State	12/20/2023	*	35:37	1-8	.125	0-5	.000	5-6	.833	1	1	2	2.9	1	1	3	1	0	7	16.1	
Loyola Chicago	01/03/2024	*	36:21	7-21	.333	3-11	.273	2-2	1.000	2	0	2	2.9	1	2	2	0	0	19	16.3	
at George Mason	01/06/2024	*	33:44	6-12	.500	2-6	.333	6-7	.857	0	0	0	2.7	2	0	2	0	0	20	16.5	
Saint Joseph's	01/10/2024	*	38:00	8-14	.571	7-11	.636	4-4	1.000	1	3	4	2.8	1	2	0	0	0	27	17.2	
at Dayton	01/16/2024	*	36:54	5-16	.313	3-9	.333	0-0	.000	2	2	4	2.8	2	1	0	2	13	16.9		
at VCU	01/19/2024	*	35:28	1-3	.333	0-1	.000	0-0	.000	1	2	3	2.8	1	2	1	0	1	2	16.1	
Davidson	01/24/2024	*	30:26	0-5	.000	0-5	.000	0-0	.000	0	5	5	2.9	1	0	1	0	0	0	15.3	
<b>Totals</b>			<b>19</b>	<b>666:10</b>	<b>87-220</b>	<b>.395</b>	<b>45-122</b>	<b>.369</b>	<b>71-82</b>	<b>.866</b>	<b>16</b>	<b>40</b>	<b>56</b>	<b>2.9</b>	<b>21</b>	<b>36</b>	<b>36</b>	<b>3</b>	<b>10</b>	<b>290</b>	<b>15.3</b>

**Jimerson's Career Stats**

SEASON	TEAM	GP-GS	MIN/AVG	Field Goals		3-Point		F-Throws		Rebounds				Scoring						
				FG-FGA	FG%	3FG-3FGA	3FG%	FT-FTA	FT%	OFF	DEF	TOT	AVG	PF-FO	A	TO	BLK	STL	PTS	AVG
2019-20	SLU	10-0	248/24.8	39-83	.470	24-56	.429	6-7	.857	2	13	15	1.5	13-0	4	9	1	4	108	10.8
2020-21	SLU	21-16	452/21.5	58-134	.433	37-94	.394	10-12	.833	6	23	29	1.4	16-0	20	15	1	7	163	7.8
2021-22	SLU	35-34	1183/33.8	194-436	.445	87-207	.420	95-115	.826	18	61	79	2.3	40-1	28	35	1	17	570	16.3
2022-23	SLU	33-33	1114/33.8	168-368	.457	85-212	.401	41-49	.837	15	101	116	3.5	46-1	38	40	4	18	462	14.0
2023-24	SLU	19-19	666/35.1	87-220	.395	45-122	.369	71-82	.866	16	40	56	2.9	21-0	36	36	3	10	290	15.3
<b>TOTAL</b>		<b>118-102</b>	<b>3663/31.0</b>	<b>546-1241</b>	<b>.440</b>	<b>278-691</b>	<b>.402</b>	<b>223-265</b>	<b>.842</b>	<b>57</b>	<b>238</b>	<b>295</b>	<b>2.5</b>	<b>136-2</b>	<b>126</b>	<b>135</b>	<b>10</b>	<b>56</b>	<b>1593</b>	<b>13.5</b>



# 25 • PHIL JONES



Sophomore • G • 6-1 • 185 • Chicago, Ill. • Mount Carmel | MAJOR: Aeronautics

**2022-23 • Freshman**

- Appeared in three games for the Billikens.
- Played a season-high three minutes against Paul Quinn and recorded a steal.
- Saw a minute of action in his hometown in the win at Loyola Chicago.
- Turned in two minutes in the A-10 quarterfinal win against George Mason.

**Previous**

- Prepped at Mount Carmel High School in Chicago.
- Played in four games his senior season despite tearing his ACL in an open gym before the season began.

Jones' Career Stats				Field Goals		3-Point		F-Throws		Rebounds				Scoring						
SEASON	TEAM	GP-GS	MIN/AVG	FG-FGA	FG%	3FG-3FGA	3FG%	FT-FTA	FT%	OFF	DEF	TOT	AVG	PF-FO	A	TO	BLK	STL	PTS	AVG
2022-23	SLU	3-0	6/2.2	0-0	.000	0-0	.000	0-0	.000	0	0	0	0.0	0-0	0	0	0	1	0	0.0
2023-24	SLU	1-0	4/4.1	0-0	.000	0-0	.000	0-0	.000	1	0	1	1.0	0-0	0	0	0	0	0	0.0
<b>TOTAL</b>		<b>4-0</b>	<b>11/2.7</b>	<b>0-0</b>	<b>.000</b>	<b>0-0</b>	<b>.000</b>	<b>0-0</b>	<b>.000</b>	<b>1</b>	<b>0</b>	<b>1</b>	<b>0.3</b>	<b>0-0</b>	<b>0</b>	<b>0</b>	<b>0</b>	<b>1</b>	<b>0</b>	<b>0.0</b>



# 33 • LAMONT EVANS IV



Junior • G • 6-0 • 155 • Hollywood, Fla. • Blance Ely | MAJOR: Communication

**2022-23 • Sophomore**

- Played in three games.
- Made his Billiken debut against Paul Quinn and scored a basket.
- Had a steal in the win at Loyola Chicago.
- Played two minutes in the A-10 quarterfinal win against George Mason at the Barclays Center.

**2021-22 • Freshman | at South Florida**

- Appeared in the Bulls' game against UCF.

**Previous**

- Prepped at Blance Ely High School in Pompano Beach, Florida.
- Helped the Tigers to a Florida 8A state championship in 2019.

Evans' Career Stats				Field Goals		3-Point		F-Throws		Rebounds				Scoring						
SEASON	TEAM	GP-GS	MIN/AVG	FG-FGA	FG%	3FG-3FGA	3FG%	FT-FTA	FT%	OFF	DEF	TOT	AVG	PF-FO	A	TO	BLK	STL	PTS	AVG
2021-22	USF	1-0	1/0.7	0-1	.000	0-1	.000	0-0	.000	0	0	0	0.0	0-0	0	0	0	0	0	0.0
2022-23	SLU	3-0	7/2.3	1-1	1.000	0-0	.000	0-0	.000	0	0	0	0.0	0-0	0	0	0	1	2	0.7
2023-24	SLU	2-0	10/5.1	2-3	.667	1-2	.500	0-1	.000	0	1	1	0.5	1-0	0	1	0	1	5	2.5
<b>TOTAL FOR SLU</b>		<b>5-0</b>	<b>17/3.4</b>	<b>3-4</b>	<b>.750</b>	<b>1-2</b>	<b>.500</b>	<b>0-1</b>	<b>.000</b>	<b>0</b>	<b>1</b>	<b>1</b>	<b>0.2</b>	<b>1-0</b>	<b>0</b>	<b>1</b>	<b>0</b>	<b>2</b>	<b>7</b>	<b>1.4</b>
<b>TOTAL</b>		<b>6-0</b>	<b>18/2.9</b>	<b>3-5</b>	<b>.600</b>	<b>1-3</b>	<b>.333</b>	<b>0-1</b>	<b>.000</b>	<b>0</b>	<b>1</b>	<b>1</b>	<b>0.2</b>	<b>1-0</b>	<b>0</b>	<b>1</b>	<b>0</b>	<b>2</b>	<b>7</b>	<b>1.2</b>



# 10 • ABOU MAGASSA




Freshman • F • 6-7 • 215 • Morsang-sur-Orge, France • Roanne • MAJOR: Business

**2023-24 SEASON** | Sitting out this season after not meeting all of the NCAA's initial eligibility requirements ... this season will not count against his four years of eligibility.

**PREVIOUS**

- Played for Chorale Roanne Basket in Roanne, France.
- Averaged 11.0 points, 5.0 rebounds, 1.4 steals and 1.3 assists last year for the Choraliens.



# 11 • ALEX NOKES



Freshman • F • 6-6 • 210 • Pacific Palisades, Calif. • Beverly Hills | MAJOR: Sports Business

**PREVIOUS**

- Played one season at Victory Rock Prep in Bradenton, Florida, after graduating high school.
- Played hoops at Beverly Hills High School.



# 13 • TSVET SOTIROV



Freshman • F • 6-7 • 210 • Rolling Meadows, Ill. • Rolling Meadows | MAJOR: Entrepreneurship

**PREVIOUS**

- Prepped for four years at Rolling Meadows High School outside of Chicago.
- All-Conference and All-Area for the Mustangs in 2022-23.
- Also named to two All-Tournament teams his senior year.
- Helped Mustangs to a conference and regional championship.
- Played club ball for Full Package Athletics.



# 2023-24 SCHEDULE

## SLU MEN'S BASKETBALL

+ Myrtle Beach Invitational (ESPN Events)

\* Atlantic 10 Conference game

DAY	DATE	OPPONENT	CITY (ARENA)	TV/DIGITAL	TIME (CT)
Tuesday	Oct. 24	Ky. Wesleyan (Exh.)	St. Louis, Mo. (Chaifetz Arena)	None	7 p.m.
Sunday	Oct. 29	Berea College (Exh.)	St. Louis, Mo. (Chaifetz Arena)	None	3 p.m.
Monday	Nov. 6	Southern Indiana	St. Louis, Mo. (Chaifetz Arena)	BSMW	7 p.m.
Wednesday	Nov. 8	Lincoln (Mo.)	St. Louis, Mo. (Chaifetz Arena)	BSMW	7 p.m.
Saturday	Nov. 11	Illinois State	St. Louis, Mo. (Chaifetz Arena)	BSMW EXTRA	7 p.m.
Thursday	Nov. 16	Wyoming +	Conway, S.C. (HTC Center)	ESPN2	1 p.m.
Friday	Nov. 17	Vermont +	Conway, S.C. (HTC Center)	ESPN Networks	1:30p
Sunday	Nov. 19	Wichita State +	Conway, S.C. (HTC Center)	ESPN Networks	7 p.m.
Saturday	Nov. 25	Dartmouth	St. Louis, Mo. (Chaifetz Arena)	BSMW	7 p.m.
Tuesday	Nov. 28	Utah State	St. Louis, Mo. (Chaifetz Arena)	BSMW EXTRA	7 p.m.
Saturday	Dec. 2	Southern Illinois	Carbondale, Ill. (Banterra Center)	ESPN+	2:30 p.m.
Wednesday	Dec. 6	Drake	Des Moines, Iowa (Knapp Center)	ESPN+	7 p.m.
Saturday	Dec. 9	Hofstra	St. Louis, Mo. (Chaifetz Arena)	BSMW	2 p.m.
Saturday	Dec. 16	Louisiana Tech	St. Louis, Mo. (Chaifetz Arena)	BSMW EXTRA	7 p.m.
Wednesday	Dec. 20	NC State	Raleigh, N.C. (PNC Arena)	ACC Network Extra	6 p.m.
Wednesday	Jan. 3	Loyola Chicago*	St. Louis, Mo. (Chaifetz Arena)	BSMW	6 p.m.
Saturday	Jan. 6	George Mason*	Fairfax, Va. (EagleBank Arena)	USA Network	1 p.m.
Wednesday	Jan. 10	Saint Joseph's*	St. Louis, Mo. (Chaifetz Arena)	CBSSN	6 p.m.
Tuesday	Jan. 16	Dayton*	Dayton, Ohio (UD Arena)	CBSSN	7 p.m.
Friday	Jan. 19	VCU*	Richmond, Va. (Siegel Center)	ESPN2	6 p.m.
Wednesday	Jan. 24	Davidson*	St. Louis, Mo. (Chaifetz Arena)	BSMW	6 p.m.
Saturday	Jan. 27	Massachusetts*	St. Louis, Mo. (Chaifetz Arena)	BSMW	7 p.m.
Tuesday	Jan. 30	Loyola Chicago*	Chicago, Ill. (Gentile Arena)	ESPN+	6 p.m.
Saturday	Feb. 3	Fordham*	St. Louis, Mo. (Chaifetz Arena)	USA Network	1:30 p.m.
Wednesday	Feb. 7	La Salle*	Philadelphia, Pa. (Tom Gola Arena)	ESPN+	5:30 p.m.
Saturday	Feb. 10	Saint Joseph's*	Philadelphia, Pa. (Hagan Arena)	USA Network	11:30 a.m.
Friday	Feb. 16	VCU*	St. Louis, Mo. (Chaifetz Arena)	ESPN2	6 p.m.
Tuesday	Feb. 20	Duquesne*	Pittsburgh, Pa. (UPMC Cooper Fieldhouse)	ESPN+	6 p.m.
Saturday	Feb. 24	George Washington*	St. Louis, Mo. (Chaifetz Arena)	BSMW	2 p.m.
Wednesday	Feb. 28	Richmond*	St. Louis, Mo. (Chaifetz Arena)	BSMW	7 p.m.
Saturday	March 2	Rhode Island*	Kingston, R.I. (Ryan Center)	CBSSN	3 p.m.
Tuesday	March 5	Dayton*	St. Louis, Mo. (Chaifetz Arena)	CBSSN	8 p.m.
Saturday	March 9	St. Bonaventure*	St. Bonaventure, N.Y. (Reilly Center)	USA Network	11:30 a.m.

### Atlantic 10 Men's Basketball Championship

Tuesday	March 12	First Round (3 gms.)	Brooklyn, N.Y. (Barclays Center)	ESPN+	11a / 1:30p / 4p
Wednesday	March 13	Second Round (4 gms.)	Brooklyn, N.Y. (Barclays Center)	USA Network	11a / 1:30p / 5p / 7:30p
Thursday	March 14	Quarterfinals (4 gms.)	Brooklyn, N.Y. (Barclays Center)	USA Network	11a / 1:30p / 5p / 7:30p
Friday	March 15	OFF DAY			
Saturday	March 16	Semifinals (2 gms.)	Brooklyn, N.Y. (Barclays Center)	CBSSN	Noon / 2:30p
Sunday	March 17	Final	Brooklyn, N.Y. (Barclays Center)	CBS	Noon

### NCAA Men's Basketball Championship

Tue.-Wed.	March 19-20	First Four	Dayton, Ohio (UD Arena)
Thu. & Sat.	March 21, 23	First/Second Rounds	Charlotte, Omaha, Pittsburgh, Salt Lake City
Fri. & Sun.	March 22, 24	First/Second Rounds	Brooklyn, Indianapolis, Spokane, Memphis
Thu. & Sat.	March 28, 30	Sweet 16/Elite Eight	Boston, Los Angeles
Fri. & Sun.	March 29, 31	Sweet 16/Elite Eight	Dallas, Detroit
Sat. & Mon.	April 6, 8	Final Four	Phoenix, Ariz. (State Farm Stadium)





**2023-24 Saint Louis Men's Basketball  
Combined Team Statistics  
All games**

**Game Records**

Record	Overall	Home	Away	Neutral
ALL GAMES	8-11	7-3	0-6	1-2
CONFERENCE	1-5	1-2	0-3	0-0
NON-CONFERENCE	7-6	6-1	0-3	1-2

**Score by Periods**

Team	1st	2nd	OT	TOT
Saint Louis	665	712	0	1377
Opponents	653	811	0	1464

**Team Box Score**

No.	Player				Total		3-Point		F-Throw		Rebounds								PTS	AVG		
		GP-GS	MIN	AVG	FG-FGA	FG%	3FG-3FGA	3FG%	FT-FTA	FT%	OFF	DEF	TOT	AVG	PF	DQ	A	TO			BLK	STL
24	JIMERSON, Gibson	19-19	666:10	35.1	87-220	.395	45-122	.369	71-82	.866	16	40	56	2.9	21	0	36	36	3	10	290	15.3
3	EZEWIRO, Bradley	8-7	183:12	22.9	41-74	.554	0-0	.000	30-41	.732	16	41	57	7.1	24	1	7	9	4	2	112	14.0
21	PARKER, Sincere	8-4	158:38	19.8	42-96	.438	10-30	.333	15-21	.714	5	30	35	4.4	20	1	5	8	6	6	109	13.6
22	HARGROVE JR., Terrence	19-19	559:30	29.4	83-170	.488	25-64	.391	54-72	.750	28	80	108	5.7	33	1	16	27	11	11	245	12.9
5	DALGER, Tim	18-12	432:14	24.0	56-136	.412	9-33	.273	53-82	.646	16	58	74	4.1	43	1	17	20	5	13	174	9.7
7	MEADOWS, Mike	15-9	374:40	25.0	31-72	.431	7-26	.269	17-23	.739	5	29	34	2.3	18	0	44	15	2	7	86	5.7
0	THAMES, Kellen	19-0	322:30	17.0	45-69	.652	9-19	.474	5-14	.357	20	53	73	3.8	43	1	14	15	1	17	104	5.5
2	HUGHES II, Larry	17-13	336:02	19.8	27-94	.287	23-64	.359	11-17	.647	5	38	43	2.5	34	1	16	16	1	19	88	5.2
1	MEDLEY, Cian	19-9	407:07	21.4	23-70	.329	9-25	.360	22-24	.917	4	42	46	2.4	50	1	61	40	1	16	77	4.1
12	ZHANG, Bruce	17-3	196:13	11.5	21-45	.467	0-0	.000	9-12	.750	17	24	41	2.4	34	0	7	17	11	3	51	3.0
33	EVANS IV, Lamont	2-0	10:09	5.1	2-3	.667	1-2	.500	0-1	.000	0	1	1	0.5	1	0	0	1	0	1	5	2.5
4	CURCIC, Djordje	10-0	98:21	9.8	10-19	.526	5-13	.385	0-0	.000	1	2	3	0.3	7	0	3	4	0	4	25	2.5
15	VAN BUSSEL, Stef	9-0	51:05	5.7	2-5	.400	0-0	.000	7-15	.467	4	12	16	1.8	11	0	0	4	4	1	11	1.2
25	JONES, Phil	1-0	04:08	4.1	0-0	.000	0-0	.000	0-0	.000	1	0	1	1.0	0	0	0	0	0	0	0	0.0
Team											29	31	60				12					
<b>Total</b>		<b>19</b>	<b>3800</b>		<b>470-1073</b>	<b>.438</b>	<b>143-398</b>	<b>.359</b>	<b>294-404</b>	<b>.728</b>	<b>167</b>	<b>481</b>	<b>648</b>	<b>34.1</b>	<b>339</b>	<b>7</b>	<b>226</b>	<b>224</b>	<b>49</b>	<b>110</b>	<b>1377</b>	<b>72.5</b>
<b>Opponents</b>		<b>19</b>	<b>3800</b>		<b>510-1128</b>	<b>.452</b>	<b>162-473</b>	<b>.342</b>	<b>282-397</b>	<b>.710</b>	<b>197</b>	<b>492</b>	<b>689</b>	<b>36.3</b>	<b>335</b>	<b>8</b>	<b>249</b>	<b>188</b>	<b>71</b>	<b>117</b>	<b>1464</b>	<b>77.1</b>

**Team Statistics**

	SLU	OPP
<b>Scoring</b>	<b>1377</b>	<b>1464</b>
Points per game	72.5	77.1
Scoring margin	-4.6	-
<b>Field goals-att</b>	<b>470-1073</b>	<b>510-1128</b>
Field goal pct	.438	.452
<b>3 point fg-att</b>	<b>143-398</b>	<b>162-473</b>
3-point FG pct	.359	.342
3-pt FG made per game	7.5	8.5
<b>Free throws-att</b>	<b>294-404</b>	<b>282-397</b>
Free throw pct	.728	.710
F-Throws made per game	15.5	14.8
<b>Rebounds</b>	<b>648</b>	<b>689</b>
Rebounds per game	34.1	36.3
Rebounding margin	-2.2	-
<b>Assists</b>	<b>226</b>	<b>249</b>
Assists per game	11.9	13.1
<b>Turnovers</b>	<b>224</b>	<b>188</b>
Turnovers per game	11.8	9.9
Turnover margin	-1.9	-
Assist/turnover ratio	1.0	1.3
<b>Steals</b>	<b>110</b>	<b>117</b>
Steals per game	5.8	6.2
<b>Blocks</b>	<b>49</b>	<b>71</b>
Blocks per game	2.6	3.7
<b>Winning streak</b>	<b>0</b>	<b>-</b>
Home win streak	0	-
<b>Attendance</b>	<b>51530</b>	<b>45200</b>
Home games-Avg/Game	10-5153	6-7533
Neutral site-Avg/Game	-	3-1187

**Team Results**

Date	Opponent		Score	Att.
11/06/2023	Southern Ind.	W	75-63	4989
11/08/2023	Lincoln (MO)	W	102-66	3189
11/11/2023	Illinois St.	W	80-71	5232
11/16/2023	vs Wyoming	W	79-69	1201
11/17/2023	vs Vermont	L	68-78	1126
11/19/2023	vs Wichita St.	L	69-88	1233
11/25/2023	Dartmouth	W	66-65	4523
11/28/2023	Utah St.	L	76-81	4721
12/02/2023	at Southern Ill.	L	62-101	5021
12/06/2023	at Drake	L	69-75	3124
12/09/2023	Hofstra	W	71-68	5127
12/16/2023	Louisiana Tech	W	75-74	4789
12/20/2023	at NC State	L	70-82	12555
01/03/2024	Loyola Chicago	L	73-80	7068
01/06/2024	at George Mason	L	67-79	3456
01/10/2024	Saint Joseph's	W	88-85	6245
01/16/2024	at Dayton	L	65-70	13407
01/19/2024	at VCU	L	61-85	7637
01/24/2024	Davidson	L	61-84	5647



**2023-24 Saint Louis Men's Basketball  
Combined Team Statistics  
In Conference games**

**Game Records**

Record	Overall	Home	Away	Neutral
ALL GAMES	1-5	1-2	0-3	0-0
CONFERENCE	1-5	1-2	0-3	0-0
NON-CONFERENCE	0-0	0-0	0-0	0-0

**Score by Periods**

Team	1st	2nd	OT	TOT
Saint Louis	186	229	0	415
Opponents	215	268	0	483

**Team Box Score**

No.	Player				Total		3-Point		F-Throw		Rebounds											
		GP-GS	MIN	AVG	FG-FGA	FG%	3FG-3FGA	3FG%	FT-FTA	FT%	OFF	DEF	TOT	AVG	PF	DQ	A	TO	BLK	STL	PTS	AVG
24	JIMERSON, Gibson	6-6	210:54	35.1	27-71	.380	15-43	.349	12-13	.923	6	12	18	3.0	8	0	8	7	0	3	81	13.5
3	EZEVIRO, Bradley	6-6	140:22	23.4	29-57	.509	0-0	.000	19-26	.731	13	30	43	7.2	15	0	5	6	4	2	77	12.8
22	HARGROVE JR., Terrence	6-6	171:35	28.6	22-50	.440	8-22	.364	16-23	.696	5	20	25	4.2	8	0	3	10	2	1	68	11.3
21	PARKER, Sincere	4-0	61:25	15.4	13-37	.351	4-14	.286	10-11	.909	2	11	13	3.3	8	0	2	4	3	3	40	10.0
0	THAMES, Kellen	6-0	102:05	17.0	17-30	.567	3-9	.333	0-3	.000	9	16	25	4.2	18	1	5	2	0	4	37	6.2
2	HUGHES II, Larry	6-4	113:56	19.0	11-33	.333	11-29	.379	0-1	.000	2	15	17	2.8	12	0	6	8	1	6	33	5.5
5	DALGER, Tim	5-2	81:32	16.3	9-22	.409	2-7	.286	7-12	.583	2	10	12	2.4	7	0	6	3	2	1	27	5.4
7	MEADOWS, Mike	5-1	134:09	26.8	8-25	.320	2-15	.133	4-6	.667	2	8	10	2.0	10	0	16	6	1	1	22	4.4
12	ZHANG, Bruce	6-0	59:56	10.0	8-14	.571	0-0	.000	0-1	.000	8	6	14	2.3	11	0	0	7	4	0	16	2.7
1	MEDLEY, Cian	6-5	117:36	19.6	4-15	.267	1-2	.500	5-6	.833	1	15	16	2.7	17	0	20	16	0	3	14	2.3
4	CURCIC, Djordje	1-0	05:23	5.4	0-0	.000	0-0	.000	0-0	.000	0	1	1	1.0	0	0	0	1	0	0	0	0.0
15	VAN BUSSEL, Stef	1-0	01:06	1.1	0-0	.000	0-0	.000	0-0	.000	0	0	0	0.0	1	0	0	0	1	0	0	0.0
Team											14	9	23					2				
<b>Total</b>		<b>6</b>	<b>1200</b>		<b>148-354</b>	<b>.418</b>	<b>46-141</b>	<b>.326</b>	<b>73-102</b>	<b>.716</b>	<b>64</b>	<b>153</b>	<b>217</b>	<b>36.2</b>	<b>115</b>	<b>1</b>	<b>71</b>	<b>72</b>	<b>18</b>	<b>24</b>	<b>415</b>	<b>69.2</b>
<b>Opponents</b>		<b>6</b>	<b>1200</b>		<b>155-344</b>	<b>.451</b>	<b>59-160</b>	<b>.369</b>	<b>114-156</b>	<b>.731</b>	<b>58</b>	<b>154</b>	<b>212</b>	<b>35.3</b>	<b>94</b>	<b>1</b>	<b>77</b>	<b>39</b>	<b>26</b>	<b>43</b>	<b>483</b>	<b>80.5</b>

**Team Statistics**

	SLU	OPP
<b>Scoring</b>	<b>415</b>	<b>483</b>
Points per game	69.2	80.5
Scoring margin	-11.3	-
<b>Field goals-att</b>	<b>148-354</b>	<b>155-344</b>
Field goal pct	.418	.451
<b>3 point fg-att</b>	<b>46-141</b>	<b>59-160</b>
3-point FG pct	.326	.369
3-pt FG made per game	7.7	9.8
<b>Free throws-att</b>	<b>73-102</b>	<b>114-156</b>
Free throw pct	.716	.731
F-Throws made per game	12.2	19.0
<b>Rebounds</b>	<b>217</b>	<b>212</b>
Rebounds per game	36.2	35.3
Rebounding margin	+0.8	-
<b>Assists</b>	<b>71</b>	<b>77</b>
Assists per game	11.8	12.8
<b>Turnovers</b>	<b>72</b>	<b>39</b>
Turnovers per game	12.0	6.5
Turnover margin	-5.5	-
Assist/turnover ratio	1.0	2.0
<b>Steals</b>	<b>24</b>	<b>43</b>
Steals per game	4.0	7.2
<b>Blocks</b>	<b>18</b>	<b>26</b>
Blocks per game	3.0	4.3
<b>Winning streak</b>	<b>0</b>	<b>-</b>
Home win streak	0	-
<b>Attendance</b>	<b>18960</b>	<b>24500</b>
Home games-Avg/Game	3-6320	3-8167
Neutral site-Avg/Game	-	0-0

**Team Results**

Date	Opponent		Score	Att.
01/03/2024	Loyola Chicago	L	73-80	7068
01/06/2024	at George Mason	L	67-79	3456
01/10/2024	Saint Joseph's	W	88-85	6245
01/16/2024	at Dayton	L	65-70	13407
01/19/2024	at VCU	L	61-85	7637
01/24/2024	Davidson	L	61-84	5647


**2023-24 Saint Louis Men's Basketball  
Season Schedule/Results & Leaders  
All games**
**Game Records**

Record	Overall	Home	Away	Neutral
ALL GAMES	8-11	7-3	0-6	1-2
CONFERENCE	1-5	1-2	0-3	0-0
NON-CONFERENCE	7-6	6-1	0-3	1-2

**Team Results**

Date	Opponent	Score	Att.	High Points	High Rebounds
11/06/2023	Southern Ind.	W 75-63	4989	(27) HARGROVE JR., Terrence	(15) HARGROVE JR., Terrence
11/08/2023	Lincoln (MO)	W 102-66	3189	(20) PARKER, Sincere	(9) VAN BUSSEL, Stef
11/11/2023	Illinois St.	W 80-71	5232	(20) JIMERSON, Gibson	(9) PARKER, Sincere
11/16/2023	vs Wyoming	W 79-69	1201	(22) PARKER, Sincere	(8) PARKER, Sincere
11/17/2023	vs Vermont	L 68-78	1126	(18) JIMERSON, Gibson	(6) DALGER, Tim (6) THAMES, Kellen
11/19/2023	vs Wichita St.	L 69-88	1233	(21) HARGROVE JR., Terrence	(7) HARGROVE JR., Terrence
11/25/2023	Dartmouth	W 66-65	4523	(23) JIMERSON, Gibson	(8) DALGER, Tim
11/28/2023	Utah St.	L 76-81	4721	(28) JIMERSON, Gibson	(4) HARGROVE JR., Terrence (4) THAMES, Kellen
12/02/2023	at Southern Ill.	L 62-101	5021	(18) DALGER, Tim	(11) THAMES, Kellen
12/06/2023	at Drake	L 69-75	3124	(23) JIMERSON, Gibson	(9) HARGROVE JR., Terrence
12/09/2023	Hofstra	W 71-68	5127	(21) JIMERSON, Gibson	(8) MEDLEY, Cian
12/16/2023	Louisiana Tech	W 75-74	4789	(23) JIMERSON, Gibson	(7) ZHANG, Bruce
12/20/2023	at NC State	L 70-82	12555	(18) EZEWIRO, Bradley	(9) EZEWIRO, Bradley
01/03/2024	Loyola Chicago	L 73-80	7068	(19) JIMERSON, Gibson	(10) EZEWIRO, Bradley
01/06/2024	at George Mason	L 67-79	3456	(20) JIMERSON, Gibson	(8) EZEWIRO, Bradley
01/10/2024	Saint Joseph's	W 88-85	6245	(27) JIMERSON, Gibson	(6) EZEWIRO, Bradley
01/16/2024	at Dayton	L 65-70	13407	(13) JIMERSON, Gibson	(7) EZEWIRO, Bradley
01/19/2024	at VCU	L 61-85	7637	(21) PARKER, Sincere	(6) EZEWIRO, Bradley
01/24/2024	Davidson	L 61-84	5647	(20) EZEWIRO, Bradley	(6) HARGROVE JR., Terrence (6) EZEWIRO, Bradley (6) PARKER, Sincere

**Attendance Summary**

	Games	Attend	Avg/Game
Home	10	51530	5153
Away	6	45200	7533
Neutral	3	3560	1187
<b>Total</b>	<b>19</b>	<b>100290</b>	<b>5278</b>



**2023-24 Saint Louis Men's Basketball  
Team Game-by-Game  
All games**

Opponent	Date	Score		Total		3-Pointers		Free throws		Rebounds				PF	A	TO	BLK	STL	PTS	AVG
				FG-FGA	PCT	3FG-3FGA	PCT	FT-FTA	PCT	OFF	DEF	TOT	AVG							
Southern Ind.	11/06/2023	75-63	W	24-66	.364	9-21	.429	18-28	.643	13	32	45	45.0	14	13	6	1	7	75	75.0
Lincoln (MO)	11/08/2023	102-66	W	34-55	.618	9-18	.500	25-39	.641	6	33	39	42.0	22	13	12	5	15	102	88.5
Illinois St.	11/11/2023	80-71	W	22-52	.423	6-21	.286	30-37	.811	3	31	34	39.3	19	8	10	3	6	80	85.7
vs Wyoming	11/16/2023	79-69	W	27-57	.474	8-20	.400	17-22	.773	8	25	33	37.8	18	11	15	5	13	79	84.0
vs Vermont	11/17/2023	68-78	L	23-55	.418	10-18	.556	12-19	.632	7	22	29	36.0	15	14	8	0	4	68	80.8
vs Wichita St.	11/19/2023	69-88	L	23-65	.354	8-29	.276	15-18	.833	5	26	31	35.2	16	14	10	5	5	69	78.8
Dartmouth	11/25/2023	66-65	W	23-60	.383	4-15	.267	16-21	.762	9	25	34	35.0	17	9	6	1	6	66	77.0
Utah St.	11/28/2023	76-81	L	27-57	.474	10-24	.417	12-13	.923	7	18	25	33.8	11	16	11	0	7	76	76.9
at Southern Ill.	12/02/2023	62-101	L	22-51	.431	4-18	.222	14-24	.583	13	16	29	33.2	15	9	19	3	7	62	75.2
at Drake	12/06/2023	69-75	L	23-52	.442	5-14	.357	18-22	.818	10	24	34	33.3	22	6	14	2	8	69	74.6
Hofstra	12/09/2023	71-68	W	24-53	.453	13-29	.448	10-15	.667	9	22	31	33.1	13	14	13	2	5	71	74.3
Louisiana Tech	12/16/2023	75-74	W	27-50	.540	10-18	.556	11-15	.733	6	27	33	33.1	20	18	10	1	0	75	74.3
at NC State	12/20/2023	70-82	L	23-46	.500	1-12	.083	23-29	.793	7	27	34	33.2	22	10	18	3	3	70	74.0
Loyola Chicago	01/03/2024	73-80	L	28-66	.424	9-26	.346	8-19	.421	19	25	44	33.9	16	10	16	3	6	73	73.9
at George Mason	01/06/2024	67-79	L	26-54	.481	7-20	.350	8-11	.727	8	22	30	33.7	26	11	16	4	3	67	73.5
Saint Joseph's	01/10/2024	88-85	W	26-56	.464	14-26	.538	22-27	.815	10	26	36	33.8	19	16	7	6	3	88	74.4
at Dayton	01/16/2024	65-70	L	27-66	.409	8-23	.348	3-7	.429	13	26	39	34.1	19	15	10	2	5	65	73.8
at VCU	01/19/2024	61-85	L	20-56	.357	4-20	.200	17-18	.944	6	24	30	33.9	20	9	11	3	4	61	73.1
Davidson	01/24/2024	61-84	L	21-56	.375	4-26	.154	15-20	.750	8	30	38	34.1	15	10	12	0	3	61	72.5
<b>Total</b>		<b>1377</b>		<b>470-1073</b>	<b>.438</b>	<b>143-398</b>	<b>.359</b>	<b>294-404</b>	<b>.728</b>	<b>167</b>	<b>481</b>	<b>648</b>	<b>34.1</b>	<b>339</b>	<b>226</b>	<b>224</b>	<b>49</b>	<b>110</b>	<b>1377</b>	<b>72.5</b>
Opponents		1464		510-1128	.452	162-473	.342	282-397	.710	197	492	689	36.3	335	249	188	71	117	1464	77.1

**Saint Louis Averages**

Games Played	Points/game	FG Pct	3FG Pct	FT Pct	Rebounds/game	Assists/game	Turnovers/game	Assist/Turnover ratio	Steals/game	Blocks/game
19	72.5	43.8	35.9	72.8	34.1	11.9	11.8	1.0	5.8	2.6



**2023-24 Saint Louis Men's Basketball  
Opponents Game-by-Game  
All games**

Opponent	Date	Score		Total		3-Pointers		Free throws		Rebounds				PF	A	TO	BLK	STL	PTS	AVG
				FG-FGA	PCT	3FG-3FGA	PCT	FT-FTA	PCT	OFF	DEF	TOT	AVG							
Southern Ind.	11/06/2023	75-63	W	27-65	.415	4-18	.222	5-8	.625	8	34	42	42.0	22	14	12	8	2	63	63.0
Lincoln (MO)	11/08/2023	102-66	W	21-65	.323	8-25	.320	16-27	.593	17	25	42	42.0	25	9	20	2	5	66	64.5
Illinois St.	11/11/2023	80-71	W	24-61	.393	9-29	.310	14-22	.636	9	30	39	41.0	27	9	15	1	3	71	66.7
vs Wyoming	11/16/2023	79-69	W	25-71	.352	3-21	.143	16-17	.941	22	24	46	42.3	20	10	19	2	5	69	67.3
vs Vermont	11/17/2023	68-78	L	29-52	.558	11-24	.458	9-14	.643	3	30	33	40.4	14	14	9	4	6	78	69.4
vs Wichita St.	11/19/2023	69-88	L	33-68	.485	7-22	.318	15-19	.789	11	39	50	42.0	15	11	11	2	5	88	72.5
Dartmouth	11/25/2023	66-65	W	23-53	.434	6-26	.231	13-17	.765	7	29	36	41.1	19	11	11	3	4	65	71.4
Utah St.	11/28/2023	76-81	L	35-61	.574	6-23	.261	5-10	.500	12	23	35	40.4	12	20	13	7	5	81	72.6
at Southern Ill.	12/02/2023	62-101	L	37-56	.661	18-29	.621	9-14	.643	5	22	27	38.9	20	25	12	6	16	101	75.8
at Drake	12/06/2023	69-75	L	22-54	.407	8-24	.333	23-30	.767	10	21	31	38.1	16	15	10	4	7	75	75.7
Hofstra	12/09/2023	71-68	W	24-57	.421	7-25	.280	13-14	.929	12	23	35	37.8	17	9	11	2	5	68	75.0
Louisiana Tech	12/16/2023	75-74	W	24-59	.407	7-22	.318	19-27	.704	12	20	32	37.3	15	12	0	3	5	74	74.9
at NC State	12/20/2023	70-82	L	31-62	.500	9-25	.360	11-22	.500	11	18	29	36.7	19	13	6	1	6	82	75.5
Loyola Chicago	01/03/2024	73-80	L	28-55	.509	10-23	.435	14-23	.609	6	24	30	36.2	22	16	9	5	12	80	75.8
at George Mason	01/06/2024	67-79	L	22-50	.440	8-22	.364	27-34	.794	10	19	29	35.7	13	7	5	2	6	79	76.0
Saint Joseph's	01/10/2024	88-85	W	25-66	.379	12-35	.343	23-28	.821	17	22	39	35.9	17	13	5	5	5	85	76.6
at Dayton	01/16/2024	65-70	L	23-54	.426	8-28	.286	16-29	.552	12	29	41	36.2	11	12	8	6	6	70	76.2
at VCU	01/19/2024	61-85	L	27-54	.500	11-23	.478	20-25	.800	6	30	36	36.2	16	15	9	7	5	85	76.7
Davidson	01/24/2024	61-84	L	30-65	.462	10-29	.345	14-17	.824	7	30	37	36.3	15	14	3	1	9	84	77.1
<b>Total</b>		<b>1464</b>		<b>510-1128</b>	<b>.452</b>	<b>162-473</b>	<b>.342</b>	<b>282-397</b>	<b>.710</b>	<b>197</b>	<b>492</b>	<b>689</b>	<b>36.3</b>	<b>335</b>	<b>249</b>	<b>188</b>	<b>71</b>	<b>117</b>	<b>1464</b>	<b>77.1</b>
Saint Louis		1377		470-1073	.438	143-398	.359	294-404	.728	167	481	648	34.1	339	226	224	49	110	1377	72.5

**Opponents Averages**

Games Played	Points/game	FG Pct	3FG Pct	FT Pct	Rebounds/game	Assists/game	Turnovers/game	Assist/Turnover ratio	Steals/game	Blocks/game
19	77.1	45.2	34.2	71.0	36.3	13.1	9.9	1.3	6.2	3.7



## LAST GAME BOX SCORE



Official Basketball Box Score - Final  
**Davidson at Saint Louis**  
 01/24/24 Chaifetz Arena, St. Louis  
 2023-24 Men's Basketball

Game Time: 6:00 PM  
 Game Duration: 1:51  
 Attendance: 5,647

Officials: Jamie Luckie, Tony Chiazza, Steven Anderson

Davidson - 84

Record: 12-7 (2-4)

NO. Name	Min	FG			Rebounds			Fouls		TP	AS	TO	ST	Blocks		+/-
		M-A	M-A	M-A	OR	DR	TOT	PF	FD					BS	BA	
1 Reed Bailey	F 24:36	5-11	0-1	2-2	3	4	7	3	2	12	1	0	1	0	0	17
2 Bobby Durkin	F 28:57	1-8	1-8	0-0	0	7	7	0	0	3	1	0	2	0	0	15
42 David Skogman	F 23:56	3-6	3-5	5-5	0	3	3	1	2	14	1	1	2	0	0	11
5 Grant Huffman	G 32:03	10-18	2-4	1-2	1	3	4	2	2	23	5	0	1	0	0	14
23 Connor Kochera	G 26:54	3-9	1-4	2-2	0	5	5	0	1	9	0	1	2	0	0	15
15 Sean Logan	12:21	1-1	0-0	0-0	2	1	3	2	0	2	0	0	0	1	0	16
3 Achile Spadone	13:33	0-1	0-0	2-3	0	1	1	4	4	2	1	0	1	0	0	15
12 Hunter Adam	16:23	1-3	1-3	2-2	1	0	1	1	2	5	0	0	0	0	0	-2
0 Jarvis Moss	04:36	1-3	0-2	0-0	0	1	1	0	0	2	0	0	0	0	0	-1
14 Angelo Brizzi	16:42	5-5	2-2	0-1	0	4	4	2	2	12	5	1	0	0	0	15
Team					0	1	1			0			0			
<b>Totals</b>		30-65	10-29	14-17	7	30	37	15	15	84	14	3	9	1	0	23

Shooting By Period		
1 <sup>st</sup> FG%	10-33	30.3%
3PT%	4-16	25.0%
FT%	4-4	100%
2 <sup>nd</sup> FG%	20-32	62.5%
3PT%	6-13	46.2%
FT%	10-13	76.9%
GM FG%	30-65	46.2%
3PT%	10-29	34.5%
FT%	14-17	82.4%

Dead Ball Rebounds: 0, 0

Technical Fouls::NONE

Saint Louis - 61

Record: 8-11 (1-5)

NO. Name	Min	FG			Rebounds			Fouls		TP	AS	TO	ST	Blocks		+/-
		M-A	M-A	M-A	OR	DR	TOT	PF	FD					BS	BA	
3 Bradley Ezewiro	F 22:42	6-10	0-0	8-10	2	4	6	1	6	20	0	0	1	0	1	1
22 Terrence Hargrove Jr.	F 29:16	4-9	1-4	5-6	1	5	6	2	3	14	1	2	0	0	0	-13
1 Cian Medley	G 21:01	0-0	0-0	0-0	0	1	1	1	1	0	4	3	1	0	0	-14
2 Larry Hughes II	G 24:21	1-6	1-5	0-0	1	2	3	3	0	3	2	3	1	0	0	-18
24 Gibson Jimerson	G 30:26	0-5	0-5	0-0	0	5	5	1	0	0	0	1	0	0	0	-7
12 Bruce Zhang	08:13	1-2	0-0	0-1	1	2	3	1	1	2	0	2	0	0	0	-16
21 Sincere Parker	21:34	3-11	2-8	2-2	1	5	6	3	2	10	2	0	0	0	0	-14
7 Mike Meadows	24:16	2-5	0-2	0-0	0	2	2	0	0	4	1	0	0	0	0	-16
0 Kellen Thames	18:11	4-8	0-2	0-1	1	3	4	3	2	8	0	1	0	0	0	-18
Team					1	1	2			0			0			
<b>Totals</b>		21-56	4-26	15-20	8	30	38	15	15	61	10	12	3	0	1	-23

Shooting By Period		
1 <sup>st</sup> FG%	13-30	43.3%
3PT%	0-12	0.0%
FT%	5-8	62.5%
2 <sup>nd</sup> FG%	8-26	30.8%
3PT%	4-14	28.6%
FT%	10-12	83.3%
GM FG%	21-56	37.5%
3PT%	4-26	15.4%
FT%	15-20	75.0%

Dead Ball Rebounds: 2, 1

Technical Fouls::NONE

	DAV	SLU
<b>Biggest lead</b>	23 (2 <sup>nd</sup> 0:14)	6 (1 <sup>st</sup> 18:33)
<b>Best Scoring Run</b>	9 (2 <sup>nd</sup> 18:13)	8 (1 <sup>st</sup> 7:57)
<b>Lead Changes</b>	5	
<b>Times Tied</b>	4	
<b>Time with Lead</b>	28:34	09:28

	DAV	SLU
<b>Points from</b>		
<b>Turnovers</b>	21	0
<b>Paint</b>	40	34
<b>Second Chance</b>	9	10
<b>Fast Breaks</b>	20	7
<b>Bench</b>	23	24

	Period by Period Scoring		
	1st	2nd	TOT
<b>DAV</b>	28	56	84
<b>SLU</b>	31	30	61