

**SPORTS
UNLIMITED®**



**The single track paradise
of the Alps**

davos.ch/bike
klosters.ch/bike

 **DAVOS®
KLOSTERS**

MEET YOUR COMMUNITY



facebook.com/DavosKlostersBike



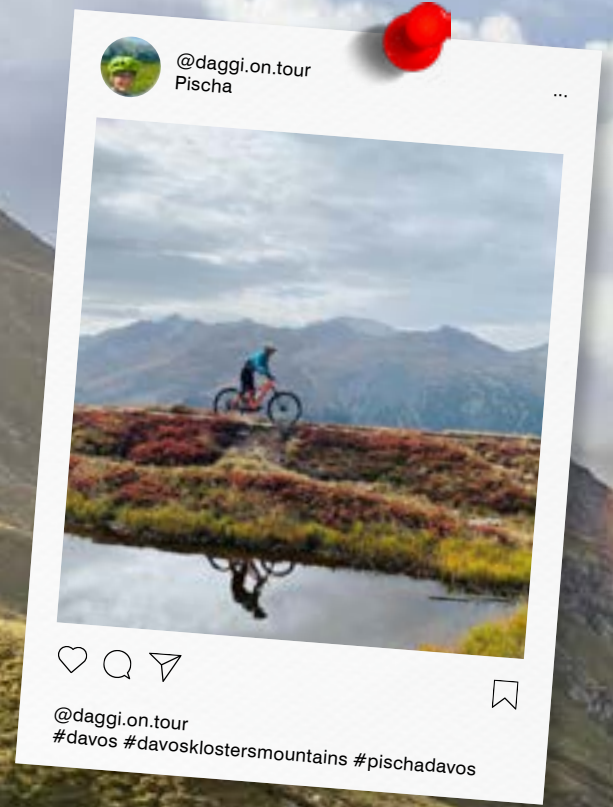
instagram.com/DavosKlosters



@jasmineflury
Davos Klosters




@jasmineflury
#davosklosters #chrisssports




@daggi.on.tour
Pischach




@daggi.on.tour
#davos #davosklostersmountains #pischadavos



@freisina
Davos Klosters



@freisina
#sportsunlimited #trails #mtb #placetobe



@cavelti_photography
Davos Klosters



@cavelti_photography
#davosklosters #homeoftrails #mountainbike



@mknis
Davos Klosters



@mknis
#davosklostersbike #enduromtb #bikelife



@bigiii_
Davos Klosters



@bigiii_
#swissmountains #davosklosters #mtb #mtbpassion

FAHRMOS
High alpine, flowing, blocked or
cosy in the valley: Tom Oehler rocks the
single trails in Davos Klosters.

A REAL BLOCK- BUSTER: “BIKE HARD”

Tom Oehler, “Red Bull” athlete and two-time world world record holder, is a bike ambassador for the Destination Davos Klosters. In the new bike film “Bike Hard” how playful you can be with the right single trails with the right riding technique.

“Hey Tom, are you ready for 700 kilometres of singletrack?”

Well then, Yippie-Ya-Yay, mother-f***!” a familiar Hollywood voice booms out of the loudspeakers at the beginning of the film “Bike Hard”. Challenge accepted. In the next three minutes, Tom Oehler shows all his skills on the bike: wheelies and manuals on a blocked trail without losing flow, a rapid bunny hop over the trail gate or courageous jumps over rocks. Later in the film, Tom Oehler even presents the “Trail Crew Davos” with an unexpected shortcut. Whatever the case, one thing is clear: the single trails in Davos Klosters have probably never been so playful.

Incidentally, the film title is an allusion to the Hollywood blockbuster series “Die Hard”, which became known in English as “Die Hard”. And with the same dubbing voice as in the cult film. The voice belongs to Manfred Lehmann. The German dubbing artist has already voiced numerous film stars, including Bruce Willis, Gérard Depardieu and Kurt Russell.

Local top sportswomen in supporting roles

But it’s not just the voice that sounds familiar: if you look closely in “Bike Hard”, you will also recognise top local sportswomen from Davos Klosters in supporting roles. For example, Tom Oehler meets downhill skiing world champion Jasmine Flury on the way and elegantly opens a bottle of “Davos Craft Beer” for her with his rear wheel as he rides past. And on a climb, trail runner Jasmin Nunige pushes Tom Oehler a little way up the mountain. True to the “Sports Unlimited” claim of the destination Davos Klosters.



*IN FLOW
The single trails in Davos Klosters have probably never been ridden as playfully in Davos Klosters have probably never been ridden before.*




High jump world record and hurdles in one bike

Alongside professional mountain biker Sina Frei, Tom Oehler is a bike ambassador for the destination Davos Klosters. What many people don’t know: In addition to several international titles, Tom Oehler is also listed twice in the Guinness Book of Records. In 2009, he set the high jump world record on a bike at 2.89 metres. In 2013, Tom Oehler was crowned the fastest trial biker over 400 metre hurdles in 44.62 seconds. He beat Olympic champion Félix Sánchez from the Dominican Republic. But that’s not all: last winter, he impressively demonstrated in a reel that you can really heat up the mountains on Pischas even on snow, including a dizzying ridge descent.

One thing is certain: Tom Oehler is always good for a surprise. good for a surprise. Incidentally, the sequel to “Bike Hard” was filmed last summer on the single trails of Davos Klosters.



*ARTISTIC
Brave jumps over rocks, elegantly opening a beer bottle with his rear wheel as he passes by or a rapid bunny hop over a trail gate: Tom Oehler shows off his riding skills in “Bike Hard”.*



Curious about the “Bike Hard” film?
Scan the QR code and go directly to the video.



Uphill world record

14,623 metres of altitude on an e-bike

Ralph van den Berg and Max Chapuis have set a new world record for ascent in Davos Klosters. Inspired by the ‘Keneveresting Challenge’, the pair covered a total of 14,623 metres of altitude, travelling uphill on forest roads and downhill on biking trails in a 16-hour feat of strength.

Ralph van den Berg and Max Chapuis set out to claim their world record at four o’clock in the morning. To ensure they had the maximum amount of daylight, they chose 21 June – the longest day of the year.

Everesting Challenge as inspiration

Everything went to plan, with no breakdowns along the way. Chapuis and van den Berg managed a total of 14,623 metres of vertical ascent within the allotted period of 16 hours. A new world record. And biking destination Davos Klosters was the ideal place to do it. “We wanted to cover as much altitude in as short a distance as possible, so we didn’t waste too much time,” explains van den Berg. Claudio Caluori’s “Keneveresting Challenge” was the inspiration behind this world record attempt. Back in 2020, the former downhill profes-

sional covered 13,500 metres of altitude on the “Specialized Kenevo” e-bike – which helped inspire the challenge’s name. “Everesting” is a trend where bikers tackle 8,848 metres of altitude – the height of Mount Everest.

Pit stops at the Gotschnabahn in Klosters

Returning to the world record: “We cycled the whole day on the same ‘Specialized Turbo Levo’.



We were able to climb over 1,500 metres of altitude with a 700 Wh battery in power mode,” says van den Berg. But they still needed proper battery planning. According to the rules, the service team was not permitted to accompany the cyclists as they went in pursuit of their world record. Instead, the team had to wait at a fixed location: down in Klosters at the Gotschnabahn. This was the only place where batteries could be replaced or repairs could be made. In addition, only commercially available electric mountain bikes using normal batteries and capped at 25 km/h were permitted for use in the world record attempt.

Second consecutive world record in mountain biking

Ralph van den Berg was already no stranger to world records in mountain biking. He broke the singletrack world record in Davos Klosters with Christoph Fässler back in summer 2021. Together, the pair covered 20,100 metres of altitude downhill in 16 hours, beating the previous singletrack world record by 516 metres. And best of all: they never covered the same trail twice. “I wanted to show that a father with a demanding job can still enjoy a quick adventure now and again,” explained the 38-year-old. With its 700-kilometre single-track network, biking destination Davos Klosters was the perfect stage for this feat – living up to its slogan “Sports Unlimited”.

TRAIL TICKET

THE IDEAL TICKET FOR ENDURO FANS

One ticket, three difficulty levels: With the Trail Ticket you can experience the best single tracks Davos Klosters has to offer. The ticket also gives you access to the mountain rail system, allowing you to save energy between rides. Take your time to get to know the legendary Davos Klosters rail tour. The blue, red and black routes offer up a lot of fun on the trails as you do so – choose the difficulty level that's right for you.

With that said: happy trails!



BLUE ROUTE

A beautiful bike tour which mainly consists of gravel slopes, occasional light ascents and beginner single track passages. This tour is suitable for families and beginners with little single track experience.

Difficulty	Easy
Length	36.7 km
Ascent/Descent	↑ 336 m / ↓ 2'320 m
Fitness	★ ★ ☆ ☆ ☆ ☆
Technique	★ ★ ☆ ☆ ☆ ☆
Experience	★ ★ ★ ★ ☆ ☆
Landscape	★ ★ ★ ★ ★ ★
Ridable	June to October



RED ROUTE

This bike tour offers experienced bikers attractive single tracks and plenty of metres of descent on excellently-prepared trails. A particular highlight is the section on the legendary Alps Epic Trail Davos.

Difficulty	Medium
Length	69.8 km
Ascent/Descent	↑ 404 m / ↓ 4'207 m
Fitness	★ ★ ★ ★ ☆ ☆
Technique	★ ★ ★ ★ ☆ ☆
Experience	★ ★ ★ ★ ★ ☆
Landscape	★ ★ ★ ★ ★ ★
Ridable	June to October



BLACK ROUTE

The ultimate Enduro tour in Davos Klosters for ambitious and experienced bikers. With more than 6,300 metres of descent and 90% of the route consisting of single track, it leaves nothing to be desired. Want even more? Take the "Original Bahnen-tour" on the funicular rail.

Difficulty	Difficult
Length	88.7 km
Ascent/Descent	↑ 634 m / ↓ 6'317 m
Fitness	★ ★ ★ ★ ★ ★
Technique	★ ★ ★ ★ ★ ★
Experience	★ ★ ★ ★ ★ ★
Landscape	★ ★ ★ ★ ★ ★
Ridable	June to October





BAHNENTOUR

10,000 METRES OF DESCENT SINGLE TRACKS

The ultimate adrenaline rush. Climb the mountain eight times with eight separate cable cars and lifts before carving your way down almost 10,000 metres on different single tracks – it's no wonder the "Bahnentour" stirs up so much excitement.

You can do a bike tour with almost 10,000 metres of descent if you include rail journeys as part of your tour. The fittest bikers can complete the "Bahnentour" in a day. However, the tour can also be completed in several stages, over two days for example. You're guaranteed the same levels of enjoyment, just with a few more breaks to enjoy the unsurpassed beauty of the nature here with friends.

Highlights

- It simply isn't possible to fit in any more single track
- Trail from the Weissfluhjoch to Davos Wolfgang via Meierhofer Täli
- Flowing track at the Chörbschhorn

Distance, elevation gain

- 81 km
- 635 meters of climb
- 10,000 meters of descent

Best season

July to mid-October

BOOK OFFER HERE:
bahnentour.bike

Checklist

- Never ride the same trail twice and smash 10,000 metres of descent.
- Don't forget: Order a pizza for lunch in advance at the Parsennbahn funicular railway
- Après-Biking at Lake Davos

ALPS EPIC TRAIL DAVOS

SWITZERLAND'S LONGEST AND AWARD WINNING SINGLE TRACK

This unique trail was designated the first Epic Model Trail in Switzerland by the IMBA and numbers among the world's best mountain bike trails with 80% of its routes consisting of single track.

At the start, it flows down as far as Sertig Dörfli, whereupon riders are met with the climb to the Rinerhorn. The trails then pass through forests, over meadows and along mountain streams to the alpine village of Davos Monstein, over the Jenisberg and then languidly follow the Landwasser stream as far as Filisur.

Note: Due to the danger of falling rocks, the Zügen Gorge remains closed until further notice. An alternative route for the section via the old Zügenstrasse from Jenisberg to Davos Wiesen has been signalled.



Highlights

- View from the Jakobshorn across the Sertig Valley on a flowing trail
- Endless single tracks from the Rinerhorn to Monstein
- Increased fun factor due to largely separate bike/hiking trails between Jakobshorn – Sertig – Äbirügg

Route

Jakobshorn – Sertigtal – Ascent to the Äbirügg – Rinerhorn – Nidel Löffel – Hauderalp – Oberalp – Jenisberg – Wiesen Station – Filisur

Distance, elevation gain

- 40,1 km
- 916 metre elevation gain
- 2,401 metres of descent

Best season

July to mid-October

Checklist

- Last beer stop before heaven! Enjoy a local beer from the brewery in Monstein
- Take lunch in the Besenbeizli pub in Jenisberg and enjoy local delicacies
- Photo stop at the impressive Landwasser Viaduct





PISCHA

BIKE TOUR WITH FLOWING DESCENT AND A MAGNIFICENT VIEW OVER DAVOS

The Pischa tour is the secret highlight of Davos Klosters. The tour starts at the entrance of the Dischmatal valley before leading up to the Büelen and onto a single track to Tschuggen in the Flüelatal valley. When it reaches the little church on Tschuggen, the trail climbs steeply and the going gets tough for a while. The climb is much easier on an e-bike, but is still demanding nonetheless. A fun trail leads along the ridge to the Hüreli from the Pischa mountain station. The trail then branches off to the right and flows across alpine meadows towards Drusatscha and Lake Davos.

It is not far to the Davos Adventure Park from Lake Davos where you can review your tour thus far in the "Chalet Velo" restaurant.



Highlights

- Magnificent views across the Flüela Valley and to Davos and the lake
- The trail follows the ridge as far as the Hüreli
- Descent from the Hüreli to Davos via the Drusatscha
- The climb is much more fun with e-bikes

Route

Davos – Büelen – Färich – Tschuggen – Pischa Mountain Station – Hüreli – Drusatscha – Davos

Distance, elevation gain

- 29 km
- 1,121 meters of climb
- 1,121 meters of descent

Best season

July to October



CHÖRBSCHHORN

ENDLESS MOUNTAIN RIDGE WITH CHALLENGING DESCENT

Highlights

- Trail from the Strela Pass along the ridge with views of Davos and Arosa
- Spectacular descent from the Chörbschhornhütte Lodge over the ridge to Davos
- The Stafelalp Walser settlement enchants all who see it

Route

Davos – Büschalp – Höhenweg – Panorama Trail – Strela Pass – Chörbschhornhütte Lodge – Stafelalp – Frauenkirch – Davos (Alternatively: take the Parsennbahn funicular rail to the top)

Distance, elevation gain

- 26 km
- 1,230 meters of climb
- 1,230 meters of descent

Best season

July to October

The Chörbschhorn is an unassuming summit near Davos, but has one of the longest single track descents in the region.

The ascent to the Schatzalp passes along a forest road. Just before the Schatzalp, the trail branches off towards the high pass. A steep section follows the Büschalp. You ride on single tracks on the Panorama Trail towards the Strela Pass and over the Latschüelfurgga to the Chörbschhornhütte Lodge, which offers magnificent views across the Landwasser Valley. The newly built flowing single track then continues over the Stafelalp towards Davos.





FLÜELA TOUR

ON THE TRAIL OF THE SWISS EPIC GRAUBÜNDEN

At the Davos Adventure Park, the leisurely climb over Tschuggen to the Flüela Pass begins at an altitude of 2,382 metres above sea level. The Postauto bus service or the legendary “Davos Bike Shuttle” can also be used.

The trail starts at the Flüela Hospiz restaurant (on the Flüela Weisshorn side) and riders can follow the signposts or the rushing Flüela stream down into the valley. The start of the trail is very technical but becomes more flowing the further you ride. The flow really comes into its own after Tschuggen. The legendary Swiss Epic Graubünden multi-stage race led over this section in 2020, a competition which Nino Schurter and Lars Forster won with ease.

The fun Flüela Trail from the pass or even from Tschuggen is very popular as an “after-work” trail (see the “TGIF Run with Friends” every Friday!).

Checklist
 → The Bike Shuttle saves you the strenuous climb
 → Damiano's in Tschuggen is recommended for game dishes



Highlights

- Lake Schwarzsee at the top of the pass
- Combination with the Pischatour (Tschuggen fork)
- Views across the Flüela Valley
- Ultra-flowing lower section

Route

Davos Adventure Park – Tschuggen – Wägerhuus – Flüela Pass (Hospiz) or with the Bike Shuttle – Wägerhuus – Tschuggen – Davos Adventure Park

Distance, elevation gain

- 13 km
- 822 metre elevation gain
- 822 metres of descent

Best season

May to October

KLOSTERS FAMILY TRAIL

THE TRAIL FOR BOTH FAMILIES AND AFICIONADOS

This adventurous family round tour leads over easy-to-ride routes along the sweeping Landquart below Monbiel and onto the heavenly Garfiun Alp. A break is recommended here so that you can enjoy the delicious home-made specialities and the great view on the one hand, and, on the other, to give your children the opportunity to explore the fantastic playground located right next to the Alp.

After a restorative stop, the final six-kilometre stretch of the tour leads along the other side of the Landquart Valley back to Klosters, where this superb family tour ends back at the starting point after about 13 kilometres.

Highlights

- The crossing over the Landquart on the impressive suspension bridge
- A visit to the unique Alp Garfiun restaurant
- The fantastic view towards Vereina and Silvretta

Route

Arena Klosters – below Monbiel – Alp Garfiun – Schwaderloch – Aeuja – Arena Klosters

Distance, elevation gain

- 13.2 km
- 209 metre elevation gain
- 209 metres of descent

Best season

May to November

Checklist
 → Ideal family tour for first ever single track experiences
 → Children can play in the playground while parents relax in the Alp Garfiun restaurant





**THREE DAYS
UNDER POWER**

Higher, faster, further: true to the motto 'Expand your limits', our photo story shows the new possibilities with an e-bike for an ultimate hut tour in Davos Klosters.



When you're used to doing things a certain way, it's hard to switch, even if there's an easier alternative. That's how I felt about e-bikes, but I was pleasantly surprised. For a long time, e-bikes were seen as not sporty, too heavy, or just for old folks. But this viewpoint is outdated, and the reputation of e-bikes has done an about face. Even Danny MacAskill's latest video has him riding an e-bike. Suddenly, there's a whole new world of opportunity: Thanks to "uphill flow", steep climbs are a piece of cake, and a day trip becomes a quick evening spin. Even long rides to get to the flowingest single-track trails are over in no time.

Totally dope

These words are as fitting for a Davos Klosters e-bike mountain hut tour as a fine-tuned SRAM XX1 trigger shifter on your dream bike. Because once we were a few kilometers into our ride down the Flüelatal and up to Tschuggen, things got pretty dope. Totally dope. A longer climb along a narrow, serpentine track leads from the Flüela Pass up to the Pische mountain station. Just thinking about how this climb feels on a normal bike makes me break out in a sweat. But this time, things were different: My legs kept pumping at a surprisingly regular cadence, and my pulse didn't hit the roof, despite the thinning air at 2,400 meters above sea level. A look at the time and we were even more surprised: We made it to the top in almost half the time. This was definitely a plus, because we still had quite a route ahead of us. To be precise, over the next three days, we would be covering 130 kilometers of trails, with an elevation gain of 5,500 meters. That's why we didn't want to waste any time, despite the amazing panorama. All we had time for is a quick sip from our water bottles. And onwards and upwards.





Shredding the flow trails along the ridge

From the Pischa mountain station, a flow trail winds its way along the Pischa ridge to the peak of Hüreli. In summary: a good two-and-a-half kilometers of sheer riding pleasure. In addition to the motorized help on the ascent, the second advantage of the new e-bike: They're amazingly maneuverable. We released the brakes and went for it. The first bump and we got air. Maximum fun factor. Riding the jump was as easy as it would be on a regular bike. Despite its 20-kg weight, the e-bike didn't feel the least bit sluggish or heavy. The trail forks to the right just before the peak of the Hüreli. Even the trail's short, steep climb didn't put a damper on our good spirits. A quick flick of the finger is all it takes to activate the motor to make things easier. No sooner were we up, than the scenery changed: no more of the wild ridge offering a panoramic view of the city of Davos and the distinctive mountain slopes; this trail took us past mountain meadows filled with

sweet-smelling flowers and some charming alpine huts weathered by the elements. Heidi of the classic book by the same name would have felt at home here. One thing, however, remained the same: the trail continued as an easy flow, without too many obstacles. At least until we got back into the forest. This is where things started to get a bit more technical: it was a bit chundery, with a few roots on the trail until we reached Klosters. But the ride continued to be pure pleasure.

Some of the battery's shortcomings

On this note: We were having so much fun riding, we totally forgot to check the battery display. Go figure! We'd paid a price for those steep climbs. If you're one to start feeling antsy when the battery percentage status bar on your phone is down, you can imagine what was going through our heads. Luckily, we weren't too far from the end of our first leg: the Vereina moun-

tain hut. Would the battery keep its charge until we got there? Somewhat worried, we cruised along the forest trail until we reached the fork to the Vereinatal valley, trying to think of other things. The scenery around us was a great distraction. A small clearing in the woods gave us a good view of the Silvretta Glacier, which was easy to see in the dim evening light. Wow! It couldn't be much further. The trail gradually got steeper and more technical. Now and then, we had to get off and push. But at last, we were able to see the hut. We'd made it! The hut caretaker, Köbi, was awaiting us with homemade specialties. Just in the nick of time, because the battery's display showed just one bar. We were lucky. We quickly pulled out the charge cords and plugged them in so we could charge our almost empty batteries. Good to know: Most of the huts have outlets, but make sure you take the right charge cord.

A rough downhill ride

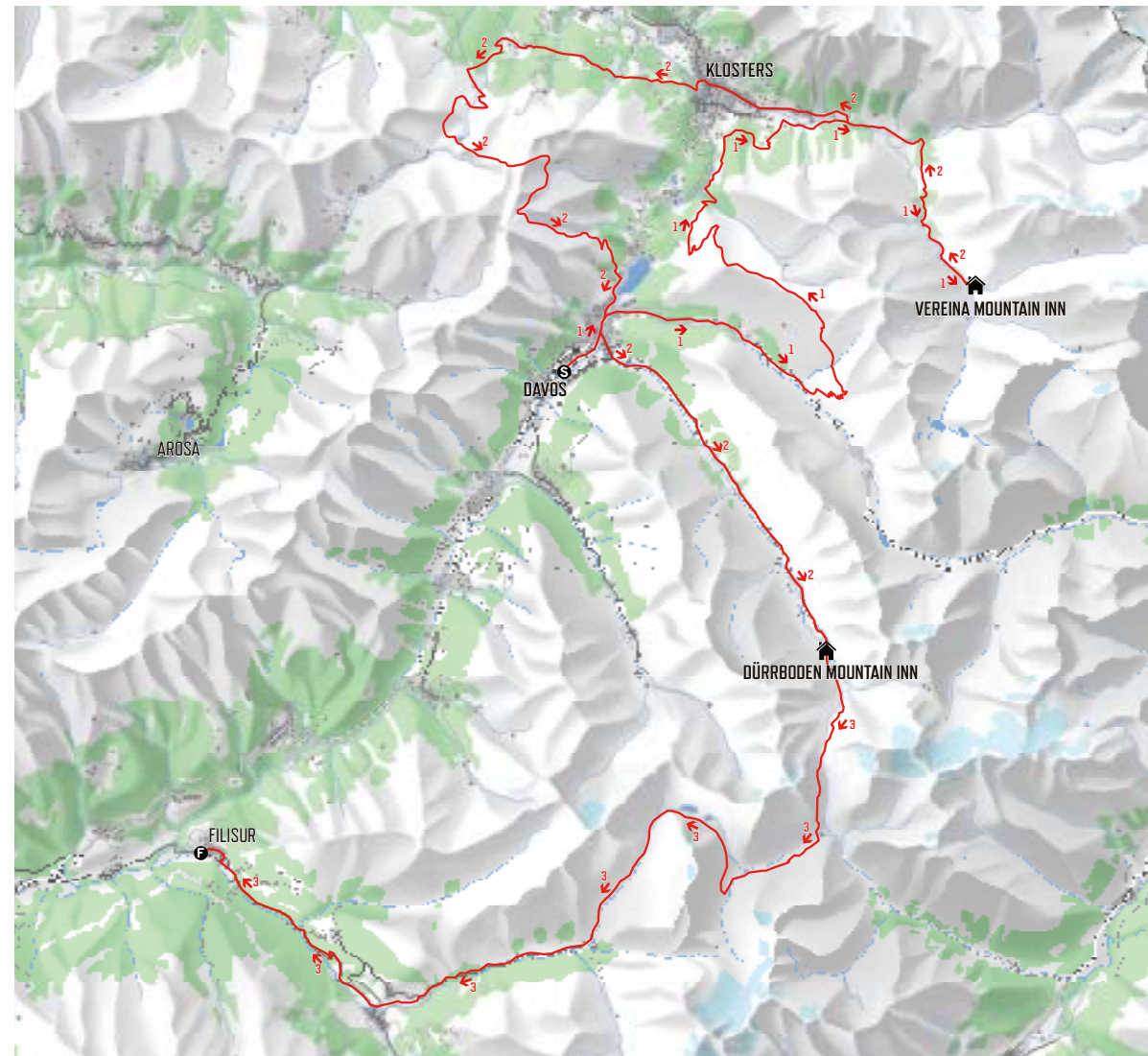
Day broke in the Vereinatal Valley. We'd filled our water bottles and fully charged our batteries: We were ready to head out for our second and most challenging leg of the e-bike mountain hut tour. A look at the map showed that this was going to be a physically demanding day, despite our motor backup: 52 kilometers, with an elevation gain of about 2100 meters. But after all,

this tour was not for the faint-of-heart. We rode out of the valley, towards Klosters. From there, the route goes along the Duranna and Casanna Pass, all the way to Parsenn, north of the Weissfluh Peak. To spare ourselves the stress of worrying about the battery levels, we decided to take the Gotschnabahn cable car. Once we got to the top, we took the nicely flowing Totalpsee trail. From this point forward, the trail requires a whole lot of finesse. It's steep, and really chundery in parts. Not exactly a leisurely Sunday ride; more of a rough downhill ride all the way to Davos. Our maxim: close your eyes and send it. We took a quick breather at Lake Davos. Still stoked on our adrenaline rush, we wasted no energy tackling the remaining 16 kilometers through the Dischmatal valley up to Alp Dürrboden thanks to the e-motor.

Bonked despite the e-bike

The sun had still not peeked over the slopes of Piz Grialetsch when we headed out on the final leg of our e-bike mountain hut tour. The early-morning air was so cold, our legs and arms were immediately covered in goosebumps. But before too long, things started getting pretty gnarly. Despite the e-bikes, we were totally bonked on the last stretch up to the Scaletta Pass. After two, three painful attempts, we gave up – and pushed. I dare you to say that e-biking is not





a workout. Either way, the sweat was worth it: As a reward, once we reached the other side, a five-kilometer single-track trail took us through the alpine moonscape to the Alp Funtauna. We couldn't help but break into a grin on this flowing trail. The earlier exertion? Forgotten! At least for a bit.

Instagram-worthy shots

The trail winds through treeless Val Funtauna. Wide open spaces! Around us, mountain peaks with a fresh dusting of snow – a hint of Tibet, right in the heart of the canton of Grisons. Suddenly, civilization seemed so far away

But the single-track trail snakes steeply up the mountain and is quite a grunt. We used every last bit of energy we had, even with the motor. However, at the top we were met with an amazing view: the deep green alpine lakes Lai da Ravais-ch Sur and Suot. Instagram filters? No need! We put our bikes down in the meadow and simply savored the fact that we were there. We enjoyed a few long, deep breaths. Our e-bike adventure would soon be drawing to a close. Fittingly, the trail from this point forward is just downhill, all the way to Bergün. And then suddenly it turns to asphalt, all the way to the

train station in Filisur. But even if all good things must come to an end, this trip ended on a high note: A heritage train, the Rhätischen Bahn (RhB), took us back to Davos, but went right past the fabulous Zügen Gorge. The train ride brought back all the impressions of the last three days and it was like watching a gripping slideshow – three days under power. An e-bike adventure that we won't soon forget.

davos.ch/e-bike
klosters.ch/e-bike

Davos Klosters E-Bike Hut Tour

Three days on the go, two mountain huts for overnight stays: the e-bike hut tour covers almost 130 kilometres and around 5,500 meters of altitude. In order to enjoy the e-bike adventure untroubled, it is essential that you take a spare battery with you or schedule in a lunch break for recharging. Happy trails!

Stage 1:

Distance: 40,6 km
 Vertical meters: ↑1785, ↓1383

Berghaus Vereina
 Phone +41 81 422 12 16,
berghausvereina.ch

Stage 2:

Distance: 50,8 km
 Vertical meters: ↑2170, ↓2106

Berggasthaus Dürrboden
 Phone +41 81 416 34 14,
duerrboden.ch

Stage 3:

Distance: 36 km
 Vertical meters: ↑1104, ↓2 031

Tip: You can save yourself a 1500-metre climb with the Gotschnabahn lift up to Parsenn.



BIKE PARK DAVOS

MEETING POINT FOR FREESTYLERS


The Davos Adventure Park offers freestylers a bike park that is suitable for all mountain bikers. Riding ability doesn't matter - the trails are designed to be fun for beginners and experienced riders alike.

The tableline made of humus for beginners and the dirtline with gaps for advanced riders have the perfect speed due to the slight gradient in the Bikepark Davos. The use of the dirtline must be agreed with the operators in advance. The tarmac pump track can be used in all weathers and with all types of sports equipment. The bike park is free to use with your own bike. Dirt bikes and skateboards, including protectors, can be hired during the opening hours of the rope park.

The bike park organises various events throughout the summer. From Swiss Dirt Series to Plausch, everything is included.

And if you need a break in between, the Chalet Velo restaurant is right next door.

davos.ch/adventurepark



GOTSCHNA FREERIDE

THE FLOWING TRAIL FOR OLD AND YOUNG ALIKE

The Gotschna freeride piste has something to offer everyone, whether you are young or old, novice or advanced rider. The fun flowing trail with lots of wooden elements and steep walled curves is winning riders over with its pure biking fun and the moderately steep terrain from the Gotschnaboden down to the valley station of the Gotschna funicular railway.

Many tables, flattened dirt mounds with steep approaches, have been shored up. The combinations of high jumps, hard waves and vertical curves are only suitable for experienced riders. You're the boss on the slope! Attack the obstacles with high flights and loads of style or slowly try out your first jumps.

davos.ch/gotschnafreeride
klosters.ch/gotschnafreeride

Starting point of the tour
Klosters – Gotschnaboden

Destination of the tour
Klosters – Gotschna

Highest point
1,779 m

Lowest point
1,191 m

Distance, duration
• 4,8 km
• 25 min

Features
• Downhill
• Single trail / Freeride
• Magnificent views
• Can be ridden in sections
• Lift ascent



ADRENALIN RUSH FOR FREERIDERS

FATBIKING

CRUISING THROUGH THE WINTER ON WIDE TYRES

Snow, sand, debris or mud – nothing holds them back. You're guaranteed not to topple over on these modified mountain bikes with tyres up to twelve centimeters wide. Originally invented in Alaska, fat bikes are now also used in winter in Davos Klosters – as 'fun mobiles' on the Pischa. An insight into this alternative sport – currently the next big thing.

Perhaps it's their over-sized thick tyres, sometimes up to 4.8 inches wide to be precise, that makes fat bikes such attention-grabbers. Or perhaps it's the otherwise unusual season for biking. After all, as soon as most people have 'hibernated' their bikes for the winter – that's when the fat bike season starts. Riding enjoyment takes over once

you've got used to their monstrous appearance. So much so that you'll find yourself inwardly wishing that the snow would remain lying. Yes, you've read correctly. Because fat bikes even ride beautifully through deep snow.

An on-trend sport with a 'coolness' factor not to be underestimated

Many people are comparing this new on-trend sport to the early days of snowboarding. Who can remember the days when so many people thought that the boards were more impractical than skis. They totally underestimated the 'coolness' factor. And it's the same with fat bikes. And what's more: alongside a traditional mountain bike, it's like comparing a monster truck with a Fiat Panda – not as agile but ten times more laid-back and significantly wider by contrast. You're guaranteed to find at least one model in every bike shop today. And not just because it looks decorative – because it's great fun too.

By the way: Europe-wide, Pischa is the only region to transport fatbikes by lift/cable car and offer a range of different descents.

davos.ch/fatbike

Fat bike tour on the Pischa

A spectacular fatbike descent with a wonderful view of the Flüela valley awaits you on Pischa:



Tour:

Pischa – Mäderbeiz – Dörfji: 4 km long, difficult

The signposted routes are also used by other winter sports enthusiasts. Please ride considerately!

FATBIKE TIPS

Grip guaranteed

The rear wheel seldom loses grip on the ground when you're climbing – even on snow. Slipping wheels can be quickly corrected downhill. The wide tyres are simply not a great help on ice.

Foresight is everything

While you're riding, always look far ahead. That way you'll always see the obstacles in plenty of time.

Do it like John Wayne

In tricky situations it's essential that you get your upper body down, elbows out and legs wide in true John Wayne style. And don't brake too hard on the front wheel, otherwise you'll end up flying over the handlebars. That's all there is to it. So with these tips in mind – ride on!



BIKE & HIKE

Ideal for long ascents

There are hiking tours in Davos Klosters which are too far for one day. In such cases it is worth a combination of mountain biking and hiking. Longer ascents are no longer a problem – and a speedy return is guaranteed.

If you want to experience the full glory of a mountain, start from the very bottom. A mountain bike or e-bike shortens the time needed for long ascents and flat hiking trails through side valleys. This is also the case in Davos Klosters. The mountain world here is predestined for a «Bike & Hike» adventure. Here you will find some tour tips in Davos and Klosters.

Tour suggestions

Route	Duration	Activity	Tips
Klosters – Alp Sardasca	1.30 h	Bike	Syrup bar on Alp Sardasca
Alp Sardasca – Silvretthütte – Alp Sardasca	3.15 h	Hike	Break or overnight stay in the Silvretta Hut
Alternative: Alp Sardasca – Seetalsee – Alp Sardasca	1.45 h	Hike	
Alp Sardasca – Klosters	0.45 h	Bike	

Route	Duration	Activity	Tips
Davos – Dürrboden	1.30 h	Bike	
Dürrboden – Grialetschhütte – Dürrboden	3.00 h	Hike	Break or overnight stay in the Grialetsch Hut
Dürrboden – Davos	0.45 h	Bike	

Route	Duration	Activity	Tips
Davos Platz – Frauenkirch – Sertig Sand – Chüealp	1.50 h	Bike	
Chüealp – Sertigpass – Chüealp	2.30 h	Hike	Scanning the lookout master code on the Sertig Pass
Chüealp – Sertig Sand – Davos Platz	1.00 h	Bike	

BE NICE TOGETHER!

Sometimes you would rather be alone on the hiking trail. But you're not. That's why you have to come to terms with the others. It is not that difficult, and nobody really objects to a smile and a smile back. So:

- ✓ You make yourself known with the bell early enough
- ✓ You always let the walkers the right of way
- ✓ You pass at walking pace or descend briefly

STAY CLEAN!

Actually, there is no need to reiterate things that everyone already knows. On the other hand, it does no harm. And there are always black sheep who have to be told everything twice. But actually, you don't have to reiterate things that everyone already knows.

- ✓ You close all pasture fences
- ✓ You take your waste with you
- ✓ You don't block the rear wheel when braking, this ruins the path.

THE MAIN THING IS TO BE READY!

Suddenly it rains and you have a flat tyre in the middle of the alpine roses. At 2500 metres. It's already half past six in the evening. Your mobile phone is in your hotel room. And your colleague has already driven down to the valley. We wish you a good evening!!

- ✓ You inform yourself and plan your tour conscientiously
- ✓ You adapt your equipment
- ✓ You are also prepared for minor emergencies





5 Tips

from our bike ambassador

Sina Frei

1

“I also have an e-bike as well. I find it practical when I want to go for a leisurely ride in the evening. I can easily cover twice the distance in the same time. Incidentally, the training effect doesn't fail to materialise on an e-bike either.”

2

“My secret trail tip in Davos Klosters? The Alps Epic Trail Davos. However, this is no longer an insider tip. Seriously: this trail is truly unique. Definitely one of the most beautiful single trails in the Alps.”

3

“Spontaneously on the single trails? Sure, I'm often here in between race breaks. Davos Klosters is not only an ideal training base for me, but also a place to recharge my batteries.”

4

“One of my favourite Uphill trails in Davos Klosters is the ‘Tschuggen Trail’. This popular, six-kilometre-long single trail is also great fun on the uphill. The route flows through wooded sections up to the ‘Gasthaus zum Tschuggen’ on the Flüela Pass.”

5

“Have you ever tried bike & hike? A mountain bike or e-bike shortens the ‘journey time’ to the side valleys compared to walking. It's quicker to get to the starting point for hikes. And after the hike, it's a leisurely bike ride down into the valley.”

ABOUT THE PERSON

Sina Frei (1997) is a Swiss professional mountain biker. She has been competing at elite level since 2019. In 2021, she celebrated great success very early on in her young career: silver at the Olympic Games in Tokyo, gold and bronze at the UCI World Championships in Val di Sole, Italy, and overall victory at the Cape Epic in South Africa. Sina Frei is an ambassador for the destination Davos Klosters.

BIKE EVENTS

MORNING FLOW RIDE & RIDE THE NIGHT

SAT, 16 MARCH 2024

The coolest mountain bike events this winter! Mountain biking from the Weissfluh summit to Küblis in the early morning – before the pistes open – who hasn't always wanted to do that? And in the evening compete with colleagues during the Ride the Night race on the Rinerhorn! Now that's a Saturday programme, isn't it? // bike-academy.ch/ride_the_night

ROCK THE BOCK

FRI, 21 – SUN, 23 JUNE 2024

This year's "Rock the Bock" is the fourth mountain railway and bike opening weekend on the trails of the bike destination Davos Klosters. In short: shred trails, take part in instructive workshops and enjoying the bike vibes with like-minded people. This year, the festival is taking place under the motto "Football EM-Edition". Just the thing for all MTB fans! // davos.ch/rock-the-bock

ÖKK BIKE REVOLUTION DAVOS

FRI, 28 – SUN, 30 JUNE 2024

ÖKK BIKE REVOLUTION enters the next round. The race series for amateur and professional athletes offers an unforgettable participant experience, modern formats and a strong sense of community. Whether at the races, Gusto Rides or workshops: You too can become part of this unique event series. // bike-revolution.ch

MS SPORTS FAMILY BIKE CAMP

MON, 22 – FRI, 26 JULY 2024

The MS Sports Family Bike Camp in Davos Klosters enables all bike-enthusiastic kids to learn new skills on their bikes during four intensive, instructive and exciting days. Short off-road tours are also part of the action-packed programme. Let's rock! // mssports.ch/bikecamps

SWISS DIRT SERIES

JULY / AUGUST 2024

Dirt Jump Contests in the best Swiss Dirt Jump Parks and FMB Bronze Contest for everyone. The meeting point for all dirt jumpers with 3 categories: women, U15 and open. As the Tour de Suisse of dirt jumpers, the Swiss Dirt Series challenges the scene. Each stop of the Swiss Dirt Series is an FMB event. The dirt jumpers can compete with international riders and gain valuable points for the series. Rookie prizes are awarded for the younger riders. // flyingmetal.ch/swiss-dirt-series

SPAR SWISS EPIC GRAUBÜNDEN

TUE, 20 – SAT, 24 AUGUST 2024

The SPAR Swiss Epic is a challenging, multi-day stage race surrounded by the breathtaking Grisons Alps. In teams of two, whether you are a professional or a passionate recreational mountain biker, you have the opportunity to experience biking in its most original form and discover the sheer endless, magical single trails in Davos Klosters and Engadin / La Punt. An unforgettable mountain bike experience in the heart of the Swiss Alps. // swiss-epic.com

GRISCHA TRAIL RIDE

THU, 29 AUGUST – SUN, 1 SEPTEMBER 2024

The unique trail ride contest for bike teams who don't just want to ride against the clock. The fun comes from planning the route together the evening before and experiencing nature the next day. This event is a "must" for all single trail hunters who love the trails of Davos Klosters and Lenzerheide or would like to get to know them. // grischatrailride.ch

ENDURO CAMP – LADIES ONLY!

FRI, 30 AUGUST – SUN, 1 SEPTEMBER 2024

What are the most important elements for your perfect MTB weekend? Sharing your favourite sport with like-minded people? You will rock the trails with "Mrs Guide" from the Bike Academy Davos in a group at "advanced" or "expert" level and with a maximum of 6 women. And of course there will be plenty of cosy get-togethers and culinary delights. Happy trails! // hotelgrischa.ch

MONDRAKER ENDURO TEAM

DO, 5. – SO, 8. SEPTEMBER 2024

This enduro event in blind race mode prioritises fun and thrills. The shared experience is more important than the race time. Teamwork and good tactics are just as important as fast riding on the trails. In addition to the tried and tested teams of two, the organisers are introducing the open Fun Team" category, in which teams of three to six people ride together, as well as the children's races on Sunday. // enduro-team.ch

VINTAGE BIKE MASTERS

FRI, 20 – SUN, 22 SEPTEMBER 2024

Nostalgia at its best! For some, these are the golden years, the era from 1988 to 1998, when Grundig sponsored the Mountain Bike World Cup. From 20 to 22 September 2024, the second edition of the Vintage Bike Masters, which celebrates these early days of mountain biking duly celebrated. // vintagebikemasters.com



DON'T MISS IT: ÖKK BIKE REVOLUTION IN DAVOS

Exciting elite, junior and fun races, enjoyable Gusto-Rides, testing opportunities at the Bike-Expo and many other experiences: The ÖKK Bike Revolution promises numerous highlights again in 2024.

From 28 to 30 June 2024, Davos will host the host the race and event series for the second time.

The ÖKK Bike Revolution is back on the UCI calendar this summer with five races. Four of these races will be organised in the so-called "Hors Categorie" (HC). In addition to the exciting elite, junior and fun races, enjoyable gusto rides, testing opportunities at the Bike Expo and many other experiences contribute to a holistic bike festival. The event and race series starts on 3 to 5 May 2024 with the City Event in Chur (HC). The races in Engelberg (HC) at the end of May / beginning of June (30 May to 2 June 2024) and Davos (HC) at the end of June 2024 will once again be part of the ÖKK Bike Revolution. Races will also be held in Gruyère (C1) at the beginning of September. Finally, the grand finale and the decision on the overall winners will take place in Huttwil (HC) from 13 to 15 September 2024.

For professionals and everyone who love biking

However, the event and race series is not just about the professionals battling for victory in Davos at the end of June. The focus is on a strong sense of community. In addition to the world-class bikers, fun riders and up-and-coming talent line up in various categories to ensure fair cross-country races for everyone. Everyone gets their money's worth on the Gusto their money's worth. No matter,

Whether beginners, advanced riders, families or e-bike enthusiasts: on Saturday and Sunday, the aim is to get to know the highlights of the destinations and enjoy culinary delights along the route. The former MTB pro Florian Vogel. The medium and long tours follow the tracks of the Alps Epic Trail Davos, while the brunch tour leads from Jakobshorn down to Bolgen. And the best thing is that the Gusto Ride packages already include the mountain railway tickets and bike transport.

World champion moments

Nino Schurter, Olympic mountain bike champion and multiple world champion, launched the race series together with bike legend Ralph Näf in 2022 with the aim of combining top-class and popular sport as well as promoting young talent. Last year's première in Davos was quite something. On stage 4 of 5 of the ÖKK Bike Revolution, temperatures reached 30 degrees. The spectators didn't need to heat up, but they did so loudly nonetheless. And that was also because the races were once again designed to be spectator-friendly - and led di-



rectly through the start and finish area on the Jakobshorn car park. And heated duels were also to be expected on the course.

Vital Albin and Nino Schurter from Graubünden took second and third place. They were unable to capitalise on their home advantage and were beaten by Lars Forster. The rider from eastern Switzerland dominated the race over the entire distance. Alessandra Keller impressed in the women's race. Nicole Koller finished the ÖKK Bike Revolution in Davos in second place, while Sina Frei – our bike ambassador – came third.

Event Village with Bike Expo

In addition to the thrilling races, a visit to the Event Village is also worthwhile. Bike enthusiasts can also meet professionals there. And at the ÖKK Pump Track Challenge, they can not only put their talent to the test, but also compete with top athletes. Equipment suppliers will be exhibiting their latest (e-)bikes and components from the hottest brands, including test opportunities.

Emotions, experiences and epic adventures on and off the trails: be there in Davos in June 2024 – #jointherevolution!





ROCK THE BOCK

The Bike Festival Davos
«European Football Championship Edition»

21 to 23 June 2024

Mountain railway and bike opening weekend

davos.ch/rock-the-bock



DAVOS KLOSTERS PREMIUM CARD

ONE GUEST CARD, MANY BENEFITS

Guests can enjoy numerous benefits starting from a single commercial overnight stay in a hotel, vacation apartment or group accommodation:

Summer guest programme

Numerous free and discounted activities
davos.ch/guest-programmes // klosters.ch/guest-programmes

Davos Klosters cable cars, mountain railways and lifts

Heavily discounted tickets

Public transport network – free!

Rhaetian Railway (RhB)
Free travel in the 2nd class between Klosters Dorf – Davos – Filisur (excl. bike transport)

Tariff association Klosters

Free travel (2nd class) by train and bus within **zone 200**
Additionally free travel (train, bus):
• in zone 210 (to Saas) with holiday address Klosters and Saas

Tariff association Davos

Free travel (2nd class) by train and bus within **zone 400, 410, 410**
Additionally free travel (train, bus):
• in zone 440, 442, 444, 446 with holiday address Dischma
• in zone 450 with holiday address Clavadel
• in zone 422 with holiday address Monstein
• in zone 450, 452, 454 with holiday address Sertig
• in zone 422, 424 with holiday address Wiesen
davos.ch/premium // klosters.ch/premium

Davos and Klosters mountain railways

With the Premium Card you benefit from unbeatable prices on mountain railway tickets from the day of arrival to the day of departure:

Ticket	Low season			High season (July 23 – August 8, 2024)		
	Adult	Children / Youth. (6 – 17 years)	Children (0 – 5 years)	Adult	Children / Youth. (6 – 17 years)	Children (0 – 5 years)
Uphill and downhill ride (1 mountain) ³	CHF 13.00	CHF 7.00	free of charge	CHF 21.00	CHF 10.00	free of charge
Day ticket (several mountains) ³	CHF 20.00	CHF 10.00	free of charge	CHF 30.00	CHF 15.00	free of charge
Uphill and downhill ride (Schatzalp) ⁴	CHF 10.00	CHF 5.00	free of charge	CHF 10.00	CHF 5.00	free of charge
Bike transport ⁵	CHF 21.00	CHF 21.00	CHF 21.00	CHF 21.00	CHF 21.00	CHF 21.00

Subject to change

¹ For exact details: see davos.ch/premium or klosters.ch/premium
³ Valid on the following mountains of Davos Klosters Mountains and Klosters-Madrisa Bergbahnen AG: Jakobshorn/Davos, Rinerhorn/Davos, Parsenn/Davos, Gotschna/Klosters, Madrisa/Klosters. Parsenn/Davos and Gotschna/Klosters are considered two different mountains in summer.
⁴ Schatzalp: Purchase of discounted day tickets is not possible with the Premium Card.
⁵ When booking directly at the bike hotel, bike transport is included with Davos Klosters Mountains (if offered, please book the bike package).

davos.ch/mountains // klosters.ch/mountains



BIKE SHUTTLE DAVOS

COMFORTABLY TO THE BEST TRAILS

From 1 May to the first snowfall in autumn:

- Time/meeting point: Individually bookable
- Minimum CHF 40 or CHF 10 per person / journey to Tschuggen
- At least CHF 60 or CHF 15 per person / journey to Flüela Hospiz or Dürrboden Dischma
- Other destinations by arrangement

Suggested tours with the Bike Shuttle:

- Flüela Hospiz – Wägerhus – Tschuggen – Pischa – Drusatscha – Färich
- Davos Monstein – Jenisberg – Davos Wiesen – Filisur (section of the «Alps Epic Trail Davos»)
- Davos Wiesen – Leidboden – Filisur – Schönboden – Davos Wiesen (ideal in spring)

Registration:

Gotschna Taxi: +41 81 420 20 20



TGIF-Run with friends

“Thank god it's Friday run” means heralding in the weekend with friends on an ‘after-work’ tour with the Bike Shuttle. It's the only way to start a real biking weekend!

BIKE GUIDES

OUT AND ABOUT WITH THE LOCALS

Wouldn't you love to enjoy a day's biking without having to plan extensively? Then simply sign up for a guided tour. Local guides will show you unique places, insiders “tips” and “hidden tracks” in the Destination Davos Klosters and Prättigau region.

ANDRIST Bike, Shoes & Lifestyle	Bahnhofstrasse 10, Klosters Platz	+41 81 422 55 88	andrist-sport.ch
Bike Academy Davos GmbH (Bahnhof Dorf)	Bahnhofstrasse 8, Davos Dorf	+41 81 420 72 20	bike-academy.ch
Bikeschule Klosters	Bahnhofstrasse 4, 7250 Klosters	+41 81 410 28 28	bikeschuleklosters.ch
Fullmoons GmbH	Promenade 127, Davos Dorf	+41 81 420 14 77	fullmoons.ch
Inandout Sport & Events GmbH	Clavadelerstrasse 5, Davos Platz	+41 81 413 08 88	inandout.ch
Ride and Smile	Gäuggeliweg 43, Klosters	+41 81 543 10 87	ride-and-smile.ch

BIKE SHOPS

THE REGION'S EQUIPMENT SPECIALISTS

The innovative bike shops in the Destination Davos Klosters and Prättigau region offer excellent service and also professional advice on everything relating to bikes and biking. They also have a wide range of hire bikes available.

* Bike Academy Davos GmbH (Bahnhof Dorf)	Bahnhofstrasse 8, Davos Dorf	+41 81 420 72 20	bike-academy.ch
* Ivans Velosport (Specialized Concept Store)	Talstrasse 22, Davos Platz	+41 81 413 39 09	ivansvelosport.ch
2 Radfachgeschäft Metz	Talstrasse 28, Davos Platz	+41 81 413 51 32	metzdavos.ch
All In Davos	Talstrasse 4, 7270 Davos Platz	+41 79 815 82 30	allindavos.ch
Bikeshop Corona	Talstrasse 29, Davos Platz	+41 81 413 44 12	
Bünda Sport	Museumstrasse 2, Davos Dorf	+41 81 416 72 22	buendasport.ch
Fullmoons GmbH	Promenade 127, Davos Dorf	+41 81 420 14 77	fullmoons.ch
Ochsner Sport	Promenade 45, Davos Platz	+41 81 413 15 10	ochsner-sport.ch
ANDRIST Bike, Shoes & Lifestyle	Bahnhofstrasse 10, Klosters Platz	+41 81 422 55 88	andrist-sport.ch
Bardill Sport	Talstation Gotschnabahn, Klosters Platz	+41 81 422 55 00	bardill-sport.ch
H. Obrist GmbH	Doggilochstrasse 31, Klosters Platz	+41 81 422 12 21	obrist-klosters.ch

BIKE RENTAL

* Mietcenter Bike Academy Davos GmbH	Promenade 157, Davos Dorf	+41 81 420 72 23	bike-academy.ch
* Mietcenter Bardill Sport	Talstation Gotschnabahn, Klosters Platz	+41 81 422 55 00	bardill-sport.ch
All In Davos	Talstrasse 4, 7270 Davos Platz	+41 79 815 82 30	allindavos.ch
Bünda Sport	Museumstrasse 2, Davos Dorf	+41 81 416 72 22	buendasport.ch
Ettinger Sport	Promenade 153, Davos Dorf	+41 81 410 12 12	ettinger.ch
Ochsner Sport	Promenade 45, Davos Platz	+41 81 413 15 10	ochsner-sport.ch
ANDRIST Bike, Shoes & Lifestyle	Bahnhofstrasse 10, Klosters Platz	+41 81 422 55 88	andrist-sport.ch
H. Obrist GmbH	Doggilochstrasse 31, Klosters Platz	+41 81 422 12 21	obrist-klosters.ch

* Also open on Sundays in the high season. Exact opening hours can be found on the bike shops' websites.

PLAN & BOOK

EVERYTHING FOR A PERFECT BIKING EXPERIENCE

MAPS

Bike maps for the Davos Klosters alpine single track paradise are available in paper form or online as a PDF download file.

Swiss Single Trail Map

The detailed route network for mountain bikers is divided into four levels of difficulty (easy; challenging; difficult; extreme), and the nature of the trail is also recognisable (single trail, forest path, road). This makes the maps suitable for beginners as well as experienced freeriders. All Ride Trail Maps are printed on special paper and are based on a map scale of 1:50,000. The Ride Trail Map is available in our tourist offices and online in the holiday shop for CHF 18.50.

davos.ch/ferienshop
klosters.ch/ferienshop



Single Trail Book

The Ride Trail Book contains the 25 best mountain bike tours in Davos Klosters and the Prättigau. They have been prepared in detail and easy to follow with the integrated map. Thanks to the web code, Ride subscribers can also obtain the corresponding GPX tracks. The entire book is bilingual in German and English.

ride.ch/shop



Davos Klosters Bike Map

The bike map offers a quick overview of the singletrail paradise of Davos Klosters. It is perfect for your trouser pocket and is available free of charge in all information offices or as a pdf download.

davos.ch/maps
klosters.ch/maps



TOUR PLATFORMS

Apart from davos.ch/bike and klosters.ch/bike, which are continuously updated by the Davos Klosters resort, we also recommend the following tour platforms to guarantee the optimal planning of your trip:

outdooractive

TRAILFORKS

komoot

BUDDY

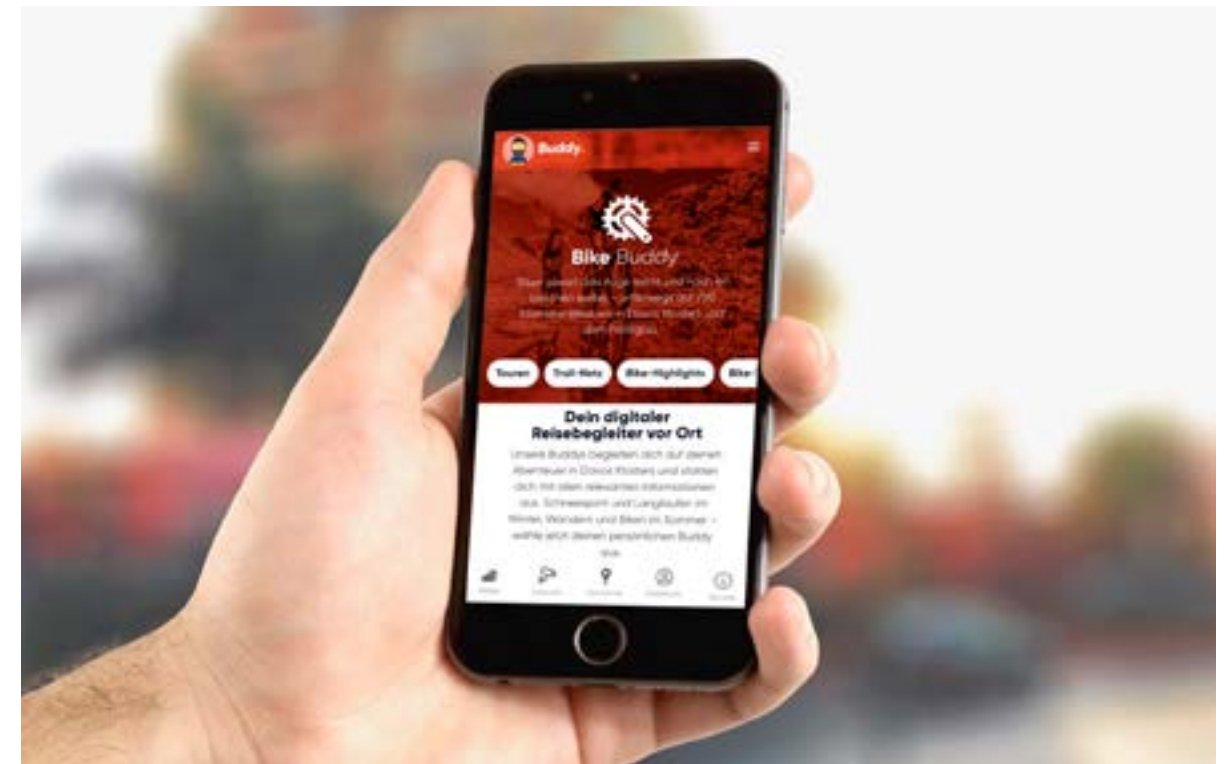
The Buddy is our new travel guide and your digital friend on site. He accompanies you on your biking adventures in Davos Klosters and always provides you with all the relevant information. From maps and reports about events and bookable experiences to possibilities for rental equipment and bike lessons as well as restaurants in your area - everything at the click of a button.

Are you curious about Buddy, our browser-based app (no app download required)? Scan the QR code on the right and get started!

davos.ch/buddy
klosters.ch/buddy



Browser-based app





BIKE HOTEL LABEL

TAILORED TO THE NEEDS OF MOUNTAIN BIKERS

Bike hotels in the Davos Klosters resort have to meet certain criteria:

Service:

- Bike cleaning area with hosepipe
- Lockable bike store
- Workshop for carrying out your own minor repairs
- Free washing service for bike clothing
- Provision of professional bike guides and advice on tours

Catering:

- Hearty breakfast buffet and evening meal tailored to riders' appetites
- Packed lunches can be provided (at a small surcharge)

Special offers when staying one or more nights:

- Trail Days - free bike guide for day tours on Fridays and Saturdays from the end of June to the end of September (see page 47 for details)
- The day ticket for bike transport is included on the Davos Klosters mountains if you book directly at the bike hotel (if available, please book the flat-rate for bikes)
- 10% discount on rental equipment from the Bike Academy Davos

Further information:

davos.ch/bikehotel
klosters.ch/bikehotel



**BIKE
ACADEMY**

EST. 2014
DAVOS

SCHOOL/SHOP/REPAIR

TRAIL DAYS

FREE GUIDED BIKE TOURS

Discover the single track paradise of Davos Klosters with a local guide. There is an „advanced“ group and an „expert“ group.

Participation is free for guests of the Bike Hotels! Free of charge!

Friday and/or Saturday

from July to October
9.00 – approx. 16.00 hrs.
Meeting place: Bike Academy

Bahnhofstrasse 8, 7260 Davos Dorf
Phone +41 81 420 72 20
info@bike-academy.ch
bike-academy.ch

BIKE-HOTELS DAVOS KLOSTERS

GRISCHA – DAS HOTEL DAVOS ★★★★★



Modern and stylish bike hotel directly next to the Jakobshorn cable car and Davos Platz railway station with various restaurants, sun terrace and cosy bar & lounge. "Welcome to you!"

Talstrasse 3, 7270 Davos Platz
Phone +41 81 414 97 97
info@hotelgrischa.ch, hotelgrischa.ch

AMERON DAVOS SWISS MOUNTAIN RESORT ★★★★★



The trendy-cool design hotel with lifestyle factor makes bikers' hearts beat faster: breathtaking views of the Grisons mountains, 850 m² spa with 20 m pool, fitness centre, restaurants and bar. The ideal starting point for your bike tours in Davos.

Sclaettastrasse 22, 7270 Davos Platz
Phone +41 81 544 19 19
info@ameron-hotel-davos.ch, ameron-hotel-davos.ch

HARD ROCK HOTEL ★★★★★



At Hard Rock Hotel Davos, the power of rock 'n' roll meets the beauty of the Swiss Alps to create an unforgettable experience. Put us on your charts today, grab your mountain bike and explore countless trails with spectacular views.

Tobelmühlestrasse 2, 7270 Davos Platz
Phone +41 81 415 16 00
info@hrhdavos.com, hardrockhotels.com/davos

SOLARIA SERVICED APARTMENTS ★★★



Situated at the entrance to the Dischma Valley, the Solaria has a comprehensive range of serviced flats & houses. Cooking facilities in all apartments. WLAN included. The spacious Solaria complex is family-owned and run with great passion.

Solariastrasse 4a, 7260 Davos Dorf
Phone +41 81 416 35 35
info@solaria.ch, solaria.ch

KESSLER'S KULM ★★★



Perfectly situated in the middle of countless bike trails, Kessler's Kulm welcomes guests in a beautiful alpine setting. Cosy parlours and the sun terrace invite you to linger. Relaxation is guaranteed in the wellness area with forest and mountain view sauna, modern outdoor whirlpool and steam bath.

Prättigauerstrasse 32, 7265 Davos Wolfgang
Phone +41 81 417 07 07
info@kessler-kulm.ch, kessler-kulm.ch

HOTEL STRELA ★★★



Central and yet in a quiet, sunny location, the Hotel Strela offers an ideal starting point for excursions into the mountains. The attractive spa area is the perfect place to relax afterwards.

Obere Strasse 39, 7270 Davos Platz
Phone +41 81 417 67 77
hotels@mountainhotels.ch, mountainhotels.ch

HOTEL OCHSEN ★★★



Uncomplicated bike holidays in the centre of Davos with free WLAN & a delicious dinner in the hotel's own steakhouse.

Talstrasse 10, 7270 Davos Platz
Phone +41 81 417 67 77
hotels@mountainhotels.ch, mountainhotels.ch

HOTEL OCHSEN 2 ★★★



Everything you need: upscale 3-star comfort in modern double rooms with free WLAN & hotel bar in a central location. The hotel is located right near the Jakobshorn railway.

Talstrasse 12, 7270 Davos Platz
Phone +41 81 417 67 77
hotels@mountainhotels.ch, mountainhotels.ch

BIKE-HOTELS DAVOS KLOSTERS


DAVOS YOUTHPALACE



The Davos Youthpalace youth hostel welcomes you in style in the converted sanatorium directly on the trails with a magnificent view over the Grisons mountain peaks. After the rapid descents, you can meet up in the bar to round off a successful day.

Horlaubenstrasse 27, 7260 Davos Dorf
Phone +41 81 410 19 20
davos@youthhostel.ch, youthhostel.ch/davos

SPENGLERS INN DAVOS



The Spenglers Inn has simple rooms with private bathrooms and free WLAN in a central location. The Jakobshorn and Schatzalp cable cars are just a few minutes away.

Tobelmühlestrasse 2, 7270 Davos Platz
Phone +41 81 415 16 00
info@spenglersinn.ch, spenglersinn.ch

SPORT-LODGE KLOSTERS



Uncomplicated bike hotel with double rooms, family rooms and flats with kitchen in a sporty location and with a refreshing garden seating area. Typical Swiss breakfast with a lively selection. Lots of bike tips and recommendations are guaranteed.

Doggilochstrasse 36, 7250 Klosters
Phone +41 81 422 12 56
welcome@sport-lodge.ch, sport-lodge.ch

DESTINATION DAVOS KLOSTERS

davos.ch/bike // info@davos.ch
+41 81 415 21 21

klosters.ch/bike // info@klosters.ch
+41 81 410 20 20

facebook.com/DavosKlostersBike
instagram.com/DavosKlosters



Publishing information

Photos

Martin Bissig (1, 2-3, 4-5, 6, 7, 8-9, 10, 11, 12, 14, 16, 17, 18-19, 20-21, 22, 23, 24, 26-27, 34-35, 42, 50-51), Social Media Kanäle DDO (2-3), Christian Egelmair (13, 15), Davos Adventure Park (27), Remo Bruehart/daluz.works (28-29), Jo Werner – Krafik.design (28), Seya Egger (31), DDO/Andri Flury (15, 32), Graubünden Ferien (33), ÖKK Bike Revolution/Gabriel Keusen (38-39), Rock the Bock (40), Bike-Hotels Davos Klosters (48-49).

Texts

Destination Davos Klosters.
Text Hüttentour-Reportage:
Franz Thomas Balmer

Publisher

Destination Davos Klosters,
Talstrasse 41, 7270 Davos Platz

Disclaimer

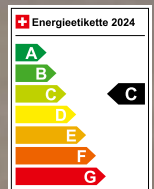
No liability will be assumed for misprints,
errors or omissions in this issue.





Fully charged for the future.

The all-electric Audi Q8 e-tron.
With a range of up to 571 km (WLTP).



Audi Q8 55 e-tron advanced quattro, 408 HP,
23,3 kWh/100 km, 0 g CO₂/km, category C