



West Bengal

# Assembly Factbook™

Kulti Assembly Constituency



Key Electoral Data of Kulti  
Assembly Constituency (Vidhan Sabha)

West Bengal  
**Assembly Factbook**<sup>TM</sup>  
Kulti Assembly Constituency



Kulti Vidhan Sabha

## **Editor & Director**

Dr. R.K. Thukral

## **Research Editor**

Dr. Shafeeq Rahman

## **Compiled, Researched and Published by Datanet India Pvt. Ltd.**

D-100, 1st Floor,

Okhla Industrial Area, Phase-I,  
New Delhi- 110020.

Ph.: 91-11- 43580781-84

Email : support@indiastatpublications.com

Website : www.indiastatelections.com

## **Online Book Store :**

www.indiastatpublications.com

**Report No. :** AFB/WB-282-0123

**ISBN :** 978-93-5293-718-9

**First Edition :** January, 2018

**Sixth Updated Edition :** January, 2023

**Price :** Rs. 11500/-

US\$ 310

## **© Datanet India Pvt. Ltd.**

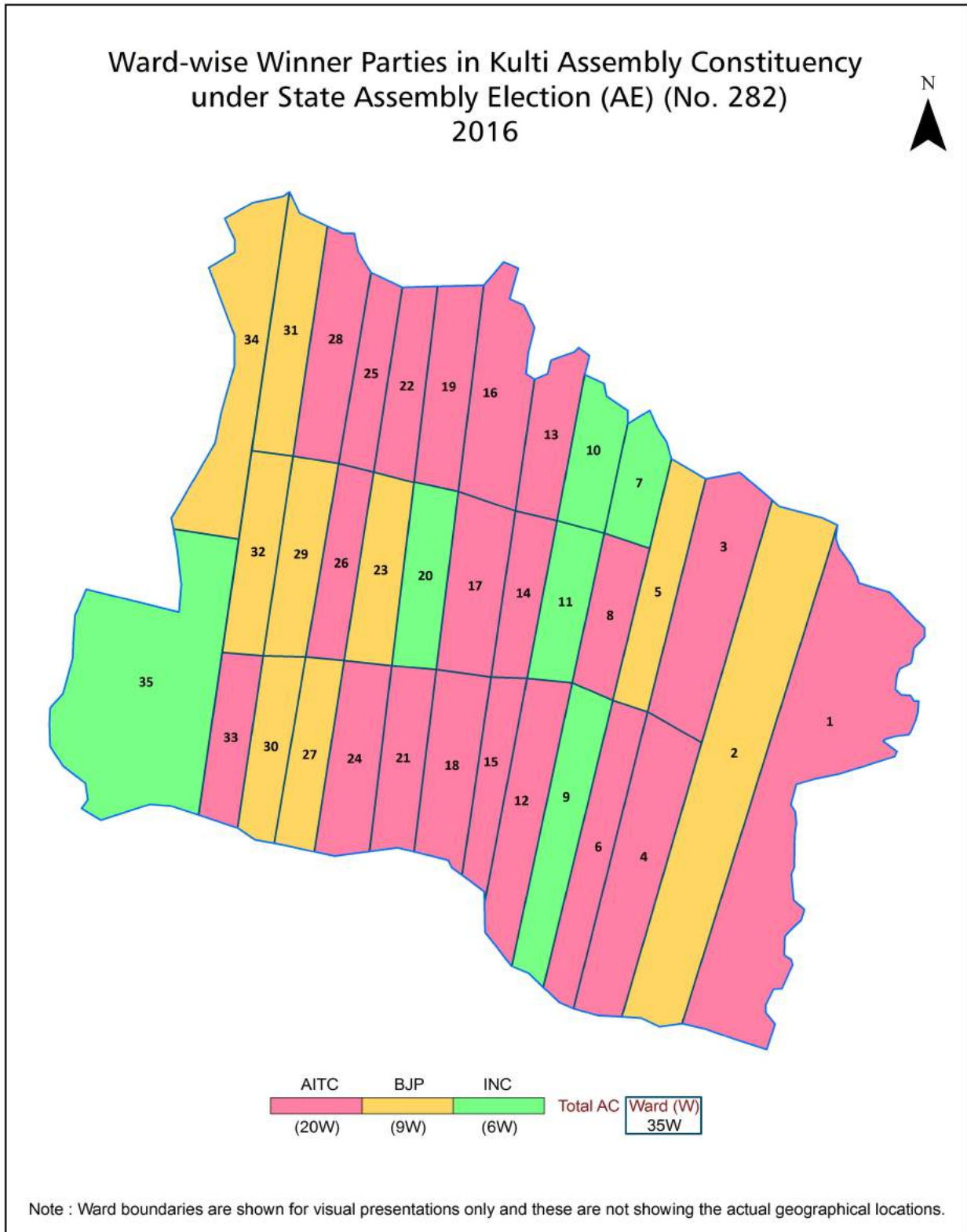
All rights reserved. No part of this book may be reproduced, stored in a retrieval system or transmitted in any form or by any means, mechanical photocopying, photographing, scanning, recording or otherwise without the prior written permission of the publisher. Please refer to Disclaimer at page no. 152 for the use of this publication.

Printed in India

## Contents

No.	Particulars	Page No.
	<b>Introduction</b>	
1	Assembly Constituency - (Vidhan Sabha) at a Glance   Features of Assembly as per Delimitation Commission of India (2008)	1-2
	<b>Location and Political Maps</b>	
2	Location Map   Boundaries of Assembly Constituency - (Vidhan Sabha) in District   Boundaries of Assembly Constituency under Parliamentary Constituency - (Lok Sabha)   Ward-wise Winner Parties- 2021, 2019, 2016, 2014, 2011 and 2009	3-10
	<b>Administrative Setup (2011)</b>	
3	District   Sub-district   Towns   Villages   Inhabited Villages   Uninhabited Villages   Village Panchayat   Intermediate Panchayat	11
	<b>Demographics (2011)</b>	
4	Population   Households   Rural/Urban Population   Ward by Population Size   Sex Ratio (Total & 0-6 Years)   Religious Population   Social Population   Literacy Rate	12
	<b>Electoral Features</b>	
5	Important Dates of Last Elections Held   Electors by Gender   Service Electors   Voters   Voters Turnout   Polling Stations & Average Number of Electors per Polling Station   Electors by Age Group   Present Elected Representatives	13-18
	<b>Historical Summary Election Results</b>	
6	Vote Share of Major Parties   Winning Margin (Number & Percentage)   Polarity of Parties   Summary Result of Assembly Segment of Parliamentary Elections 2019, 2014, 2009, 2004 and 1999   Summary Result of Assembly Elections 2021, 2016, 2011, 2006, 2001, 1996, 1991, 1987, 1982, 1977, 1972, 1971, 1969, 1967, 1962, 1957 and 1952	19-44
	<b>Polling Station Level Election Results</b>	
7	Name and Number of Polling Station 2021, 2019, 2016, 2014, 2011 and 2009   Polling Station-wise Electors, Voters & Voters Turnout 2021, 2019, 2016, 2014, 2011 and 2009   Polling Station wise Elections Results 2021, 2019, 2016, 2014, 2011 and 2009	45-147
	<b>Share of Assembly Constituency</b>	
8	Share of Assembly Constituency - (Vidhan Sabha) in State, District and Parliamentary Constituency - (Lok Sabha)	148
9	<b>Abbreviation &amp; Sources</b>	150-151
10	<b>Disclaimer</b>	152

Location & Political Map

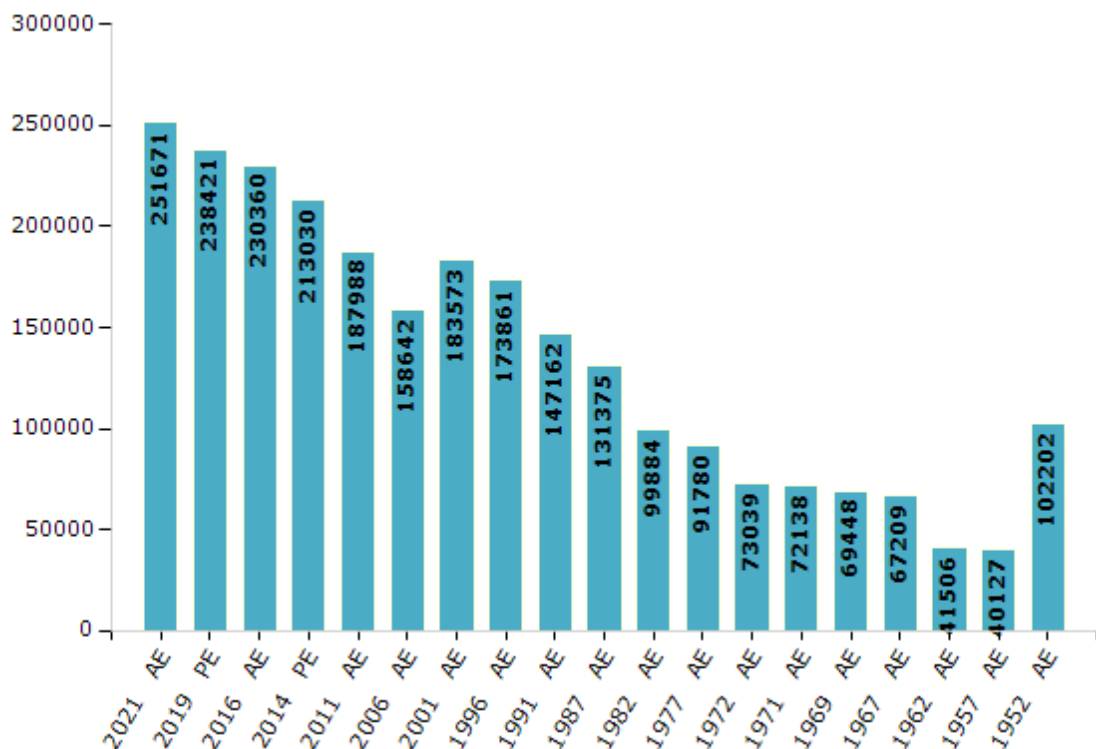


## Electoral Features

### Electors by Male & Female

Year	Male	Female	Others	Total	Year	Male	Female	Others	Total
2021 AE	130819	120841	11	251671	1991 AE	82308	64854	-	147162
2019 PE	125635	112779	7	238421	1987 AE	74607	56768	-	131375
2016 AE	123304	107050	6	230360	1982 AE	57100	42784	-	99884
2014 PE	116981	96048	1	213030	1977 AE	55137	36643	-	91780
2011 AE	105035	82953	0	187988	1972 AE	48814	24225	-	73039
2009 PE	-	-	-	-	1971 AE	48213	23925	-	72138
2006 AE	87841	70801	-	158642	1969 AE	45703	23745	-	69448
2004 PE	-	-	-	-	1967 AE	-	-	-	67209
2001 AE	100721	82852	-	183573	1962 AE	-	-	-	41506
1999 PE	-	-	-	-	1957 AE	-	-	-	40127
1996 AE	95312	78549	-	173861	1952 AE	-	-	-	102202

Number of Electors



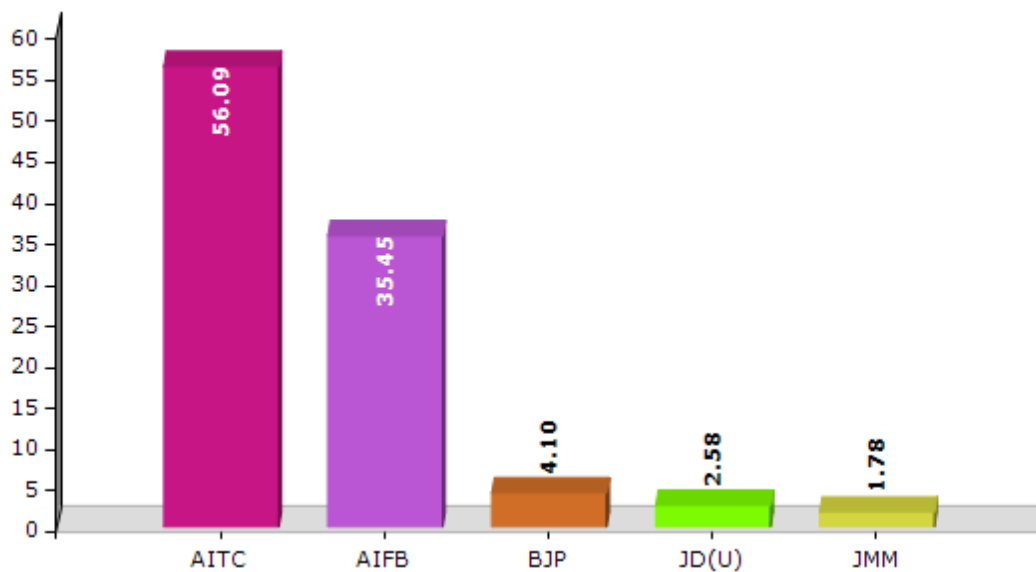
Note : AE : Assembly Election, PE : Assembly Segment of Parliamentary Election

## Historical Summary Election Results

### Summary Result of Assembly Election - 2011

Candidate Name	Party	Votes	Votes %
Ujjal Chatterjee	AITC	77610	56.09
Acharya Maniklal	AIFB	49044	35.45
Vivekananda Bhattacharjee	BJP	5666	4.1
Subhash Singh	JD(U)	3567	2.58
Singrai Marandi	JMM	2468	1.78

Votes Percentage of Top Parties - 2011



## Polling Station Level Election Results

### Number and Name of Polling Stations (PS) (2016)

Number of Polling Stations	Name of Polling Stations	Number of Polling Stations	Name of Polling Stations
1	Ramnagar, Sri Durga, Fp School, Room 1	22	Sitarampur National Fp School
2	Ramnagar, Sri Durga, Fp School, Room 2	23	Eastern Railway Tagore Institute, Room 1
3	Ramnagar, Bani Vidyapith, Room 1	24	Eastern Railway Tagore Institute, Room 2
4	Duburdihi, Fp School	25	Narayandanga, Rashtriya Bidyalaya, Room 3
5	Debipur Fp School, Room 1	26	Eastern Railway Tagore Institute, Room 3
6	Debipur Fp School, Room 2	27	Beluri Nikunja Bihari, Gadadhar Institution Room 1
7	New Damagoria Colliery School, Room 1	28	Beluri Nikunja Bihari, Gadadhar Institution Room 2
8	Sabanpur, Fp School Room 1	29	Beluri Nikunja Bihari, Gadadhar Institution Room 3
9	Barira Fp School Room 1	30	Kulti Municipality Community Centre Near Olivilaschool
10	Barira Fp School Room 2	31	Dedi Fp School
11	Lachmanpur, Fp School Room 1	32	Kultora Fp School Room 1
12	Lachmanpur, Fp School Room 2	33	Kultora Fp School Room 2
13	Chalbalpur, Fp School Room 1	34	Kultora Fp School Room 3
14	Chalbalpur, Fp School Room 2	35	Neamatpur Dharmashala Room 1
15	Old Sitarampur Muslim Fp School Room 1	36	Kulti Municipality Office
16	Old Sitarampur Muslim Fp School Room 2	37	Kulti Municipality Office
17	Old Sitarampur Muslim Fp School Room 3	38	Upper Kulti Fp School Punuri, Room 1
18	Old Sitarampur Muslim Fp School Room 4	39	Kulti Railpar Fp School Room 1
19	Narayandanga, Rashtriya Bidyalaya, Room 1	40	Indira Gandhi Recreation Centre Room 1
20	Narayandanga, Rashtriya Bidyalaya, Room 2	41	Indira Gandhi Recreation Centre Room 2
21	Bhandra F.P.School	42	Kulti Hill House Babu Para Room 1

Contd....



## Polling Station Level Election Results

### Polling Station-wise Votes Secured by Overall Top Five Parties in Kulti Assembly in Assembly Election (AE) under Asansol Parliamentary Constituency in West Bengal (2016)

Number of Polling Station	Winner - Ujjal Chatterjee (AITC)	Runner-up - Ajay Kumar Poddar (BJP)	3rd - Abhijit Acharyya(Bappa) (INC)	4th - Md. Shakil Ansari (JMM)	5th - Kallol Ray (SUCI)	NOTA	Other	Total Votes Secured
36	155	379	192	7	3	10	4	750
37	141	476	265	5	4	13	8	912
38	575	102	280	8	8	19	7	999
39	188	443	140	13	16	24	12	836
40	254	125	75	3	3	3	0	463
41	220	204	86	5	0	6	0	521
42	146	216	184	7	6	13	9	581
43	220	183	143	5	6	12	2	571
44	241	83	120	1	10	14	1	470
45	392	226	151	31	10	21	11	842
46	490	29	201	4	1	6	1	732
47	56	144	22	0	3	3	1	229
48	297	188	174	5	2	3	1	670
49	299	9	138	1	5	2	1	455
50	282	7	120	6	1	5	3	424
51	320	13	99	5	2	7	2	448
52	284	3	70	3	6	8	2	376
53	439	19	97	2	2	9	1	569
54	390	33	97	8	3	6	4	541
55	505	26	141	4	2	11	3	692
56	308	346	142	11	7	18	3	835
57	223	253	136	8	4	11	7	642
58	167	247	117	8	9	18	10	576
59	165	295	214	15	18	31	14	752
60	473	9	57	4	5	3	1	552
61	629	20	88	8	5	6	2	758
62	293	310	69	13	10	18	12	725
63	120	197	76	2	3	6	2	406
64	105	439	125	5	3	21	5	703
65	130	114	96	2	2	5	1	350
66	100	195	182	2	5	3	6	493
67	255	312	194	5	6	23	9	804
68	352	81	309	9	11	24	12	798
69	110	709	55	2	7	24	6	913
70	59	450	176	1	3	17	6	712

Contd....

## Polling Station Level Election Results

**Winner, Runner-up and 3rd Party Position & Winning Margin According to Polling Stations in Kulti Assembly in Assembly Election (AE) under Asansol Parliamentary Constituency in West Bengal (2016)**

Polling Station Number	Winner Party	Winner Votes (%)	Runner-up Party	Runner-up Votes (%)	Winning Margin Votes (%)	Third Party	Third Party Votes (%)	Other Votes (%)
75	BJP	525 (58.08)	AITC	291 (32.19)	234 (25.89)	INC	46 (5.09)	42 (4.65)
76	BJP	639 (75.71)	AITC	115 (13.63)	524 (62.08)	INC	69 (8.18)	21 (2.49)
77	AITC	314 (55.97)	BJP	179 (31.91)	135 (24.06)	INC	53 (9.45)	15 (2.67)
78	AITC	605 (83.1)	BJP	65 (8.93)	540 (74.17)	INC	44 (6.04)	14 (1.92)
79	AITC	570 (79.94)	INC	103 (14.45)	467 (65.49)	BJP	18 (2.52)	22 (3.09)
80	AITC	271 (81.14)	INC	33 (9.88)	238 (71.26)	BJP	19 (5.69)	11 (3.29)
81	AITC	459 (79.41)	INC	85 (14.71)	374 (64.7)	BJP	14 (2.42)	20 (3.46)
82	BJP	520 (67.71)	AITC	199 (25.91)	321 (41.8)	INC	41 (5.34)	8 (1.04)
83	AITC	316 (40.88)	BJP	257 (33.25)	59 (7.63)	INC	151 (19.53)	49 (6.34)
84	AITC	299 (43.84)	BJP	196 (28.74)	103 (15.1)	INC	164 (24.05)	23 (3.37)
85	AITC	242 (39.67)	BJP	227 (37.21)	15 (2.46)	INC	120 (19.67)	21 (3.44)
86	BJP	365 (51.7)	AITC	160 (22.66)	205 (29.04)	INC	152 (21.53)	29 (4.11)
87	BJP	272 (54.29)	AITC	132 (26.35)	140 (27.94)	INC	86 (17.17)	11 (2.2)
88	BJP	127 (50.2)	AITC	72 (28.46)	55 (21.74)	INC	48 (18.97)	6 (2.37)
89	BJP	172 (50.59)	AITC	105 (30.88)	67 (19.71)	INC	56 (16.47)	7 (2.06)
90	INC	278 (34.03)	BJP	264 (32.31)	14 (1.72)	AITC	243 (29.74)	32 (3.92)
91	BJP	319 (44.18)	INC	189 (26.18)	130 (18)	AITC	184 (25.48)	30 (4.16)
92	BJP	222 (37.25)	AITC	189 (31.71)	33 (5.54)	INC	145 (24.33)	40 (6.71)
93	AITC	247 (41.86)	BJP	159 (26.95)	88 (14.91)	INC	154 (26.1)	30 (5.08)
94	AITC	325 (37.75)	INC	312 (36.24)	13 (1.51)	BJP	198 (23)	26 (3.02)
95	AITC	319 (55.87)	BJP	185 (32.4)	134 (23.47)	INC	39 (6.83)	28 (4.9)
96	AITC	461 (51.8)	INC	280 (31.46)	181 (20.34)	BJP	111 (12.47)	38 (4.27)
97	AITC	385 (42.31)	BJP	297 (32.64)	88 (9.67)	INC	191 (20.99)	37 (4.07)
98	AITC	318 (42.01)	BJP	226 (29.85)	92 (12.16)	INC	179 (23.65)	34 (4.49)
99	BJP	214 (42.63)	AITC	198 (39.44)	16 (3.19)	INC	70 (13.94)	20 (3.98)
100	AITC	517 (56.94)	INC	337 (37.11)	180 (19.83)	BJP	18 (1.98)	36 (3.96)
101	AITC	576 (65.9)	INC	246 (28.15)	330 (37.75)	BJP	30 (3.43)	22 (2.52)
102	AITC	543 (59.02)	INC	313 (34.02)	230 (25)	BJP	31 (3.37)	33 (3.59)
103	BJP	372 (76.7)	AITC	54 (11.13)	318 (65.57)	INC	40 (8.25)	19 (3.92)
104	BJP	380 (50.2)	AITC	228 (30.12)	152 (20.08)	INC	139 (18.36)	10 (1.32)
105	AITC	389 (48.5)	BJP	266 (33.17)	123 (15.33)	INC	117 (14.59)	30 (3.74)
106	BJP	145 (38.46)	AITC	120 (31.83)	25 (6.63)	INC	100 (26.53)	12 (3.18)
107	AITC	345 (39.2)	INC	327 (37.16)	18 (2.04)	BJP	162 (18.41)	46 (5.23)
108	AITC	232 (35.2)	INC	228 (34.6)	4 (0.6)	BJP	159 (24.13)	40 (6.07)
109	INC	219 (34.17)	AITC	196 (30.58)	23 (3.59)	BJP	172 (26.83)	54 (8.42)
110	INC	257 (47.33)	AITC	129 (23.76)	128 (23.57)	BJP	121 (22.28)	36 (6.63)
111	INC	455 (56.95)	AITC	251 (31.41)	204 (25.54)	BJP	60 (7.51)	33 (4.13)

Contd....

## DISCLAIMER

The Terms of Use and Disclaimer of Datanet India Private Limited (hereinafter referred to as "Datanet") for use of this analysis report of **Kulti Assembly Constituency (Kulti Vidhan Sabha)** :-

1. **Assembly Factbook™** is a Registered Trade Mark owned by Datanet.
2. All the maps are sketched and graphical representation only and have not been drawn to the scale and also not to represent the actual geographical area or boundary of the unit.
3. The data for the aforesaid analysis is based on authentic sources and has been culled from the various publications of Census, CSO and NSSO for district and block level data, various central and state government departments, Central & State Elections Commissions and the concerned Returning Officers' releases, Electoral Rolls, Election results and allied publications, internal assessment, surveys, estimates and analysis. Therefore, certain adjustment of data at micro level may have been done to arrive closer to the macro data.
4. Data have been provided on an "As Is" and "As AVAILABLE" basis
5. The colours shown in the maps or diagram and charts of a particular party, alliance or AC are indicative and do not represent them.
6. This publication which includes maps, sheets, graphs and data would be the property under copyright of Datanet only. The user may use these for its internal study, analysis and research purposes. It's public display, re-selling or any commercial uses by the user are not allowed.
7. Datanet has taken due care and caution in compilation and processing of data and allied information, but does not guarantee the accuracy, adequacy or completeness of any information/analysis and will be not responsible for any errors or omissions or for the results obtained from the use of such information/analysis.
8. All the contents for the publication have been culled from various authentic sources and Datanet reasonably believes such sources to be reliable, but does not make any representations, express or implied as to the accuracy or fitness of use of such information. The information or contents of the information/analysis do not constitute advice and should not be relied upon in making (or refraining from making) any decision. Any reliance placed upon the information provided by Datanet is the sole responsibility and strictly at the user's risk.
9. In no event will Datanet be liable for any damages (including, without limitation, damages for loss of business projects, or loss of profits) arising in contract, tort or otherwise from the use of or inability to use any of its contents, or from any action taken (or refrained from being taken) as a result of using the analysis or any of its contents. Datanet its directors, owners, editors, officials, employees, distributor and agents or any associate will not be liable for any errors in the information contained or any consequences arising from the use of the contents of the provided information/analysis.
10. If any provision of these terms and conditions is held invalid or illegal or unenforceable for any reason by any court of competent jurisdiction, such provision shall be severed and the remainder of provisions of the terms and conditions shall continue in full force and effect as if the Term of Use had been executed with the invalid, illegal or unenforceable provision eliminated.
11. If there are any discrepancies in the information provided, please bring it to attention of Datanet for suitable rectification measures.

**Buy Online This Complete Book At**  
**Datanet India eBooks Store**

[www.indiastatpublications.com](http://www.indiastatpublications.com)

or go directly at

[http://www.indiastatpublications.com/  
Assembly\\_factbook/West\\_Bengal/Asansol/ Kulti](http://www.indiastatpublications.com/Assembly_factbook/West_Bengal/Asansol/Kulti)

 **india**stat**elections**

ISBN : 978-93-5293-718-9



9 789352 937189